



US00D926615S

(12) **United States Design Patent** (10) **Patent No.:** **US D926,615 S**
Li (45) **Date of Patent:** **** Aug. 3, 2021**

(54) **WATCHBAND**

(71) Applicant: **Yaoshan Li**, Xiaogan (CN)

(72) Inventor: **Yaoshan Li**, Xiaogan (CN)

(**) Term: **15 Years**

(21) Appl. No.: **29/750,691**

(22) Filed: **Sep. 16, 2020**

(51) **LOC (13) Cl.** **11-01**

(52) **U.S. Cl.**
USPC **D11/3**

(58) **Field of Classification Search**
USPC D11/1-5; D14/344; D10/31, 32;
D24/167
CPC A44C 11/00; A44C 11/007; A44C 13/00;
A44C 15/0015; A44C 5/00; A44C
5/0007; A44C 5/0015; A44C 5/0023;
A44C 5/003; A44C 5/0053; A44C 5/0084
See application file for complete search history.

(56) **References Cited**

U.S. PATENT DOCUMENTS

D285,422 S *	9/1986	Grimes	D10/32
D765,072 S *	8/2016	Kwon	D14/344
D793,269 S *	8/2017	Magniez	D11/3
D793,270 S *	8/2017	Riddiford	D11/3
D821,246 S *	6/2018	Akana	D11/3
D836,477 S *	12/2018	Peng	D11/3
D836,478 S *	12/2018	Wright	D11/3
D839,121 S *	1/2019	Liu	D11/3
D840,860 S *	2/2019	Zhang	D11/3
D850,969 S	6/2019	Brown et al.		
D858,518 S *	9/2019	Riot	D14/344
D861,678 S *	10/2019	Kern	D14/344
D879,644 S	3/2020	Deng et al.		
D879,645 S	3/2020	Lin		

D889,304 S *	7/2020	Paschke	D11/3
D894,033 S *	8/2020	Zhang	D11/3
D894,179 S *	8/2020	Chung	D14/344
D895,613 S *	9/2020	Kozlovskaya	D14/344
D901,321 S *	11/2020	Riot	D11/3
D901,322 S *	11/2020	Riot	D11/3
D902,769 S *	11/2020	Riot	D11/3

OTHER PUBLICATIONS

3 Pack Band Compatible with Fitbit Sense Bands, available for sale on Amazon.com since Sep. 12, 2020, online. Internet URL:<"https://www.amazon.com/Compatible-Fitbit-Waterproof-Silicone-Breathable/dp/B08HWH89QW/"> Site visited on Dec. 25, 2020. (Year: 2020).*

* cited by examiner

Primary Examiner — Llorellys Martinez

(57) **CLAIM**

The ornamental design for a watchband, as shown and described.

DESCRIPTION

FIG. 1 is a first perspective view of a watchband showing my new design;

FIG. 2 is a second perspective view thereof;

FIG. 3 is a front view thereof;

FIG. 4 is a back view thereof;

FIG. 5 is a left side view thereof;

FIG. 6 is a right side view thereof;


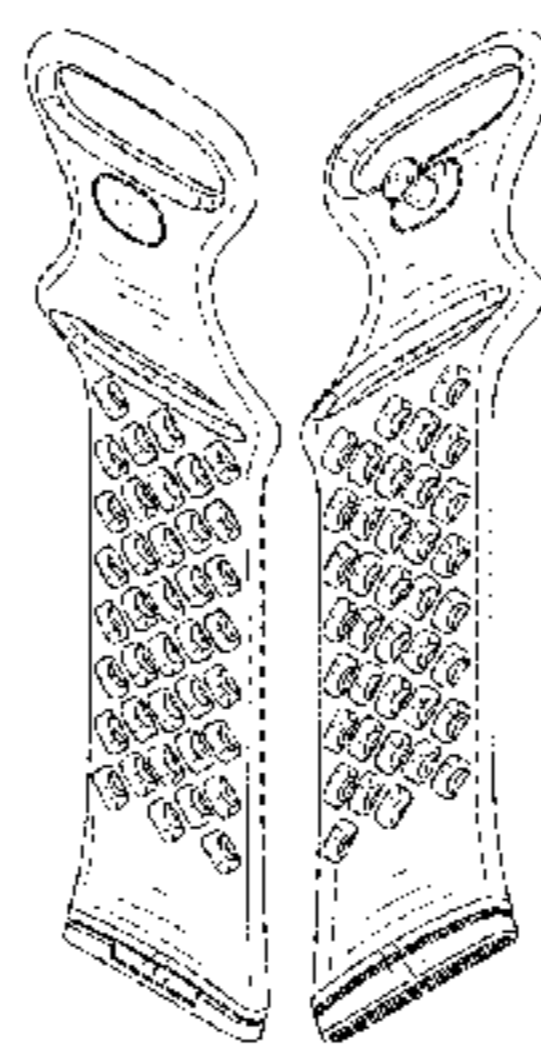
FIG. 7 is a top view thereof;

FIG. 8 is a bottom view thereof; and,

FIG. 9 is a perspective view of another state of the watchband thereof.

The broken lines shown in the drawings depict portions of the watchband in which the design is embodied that form no part of the claimed design.

1 Claim, 9 Drawing Sheets




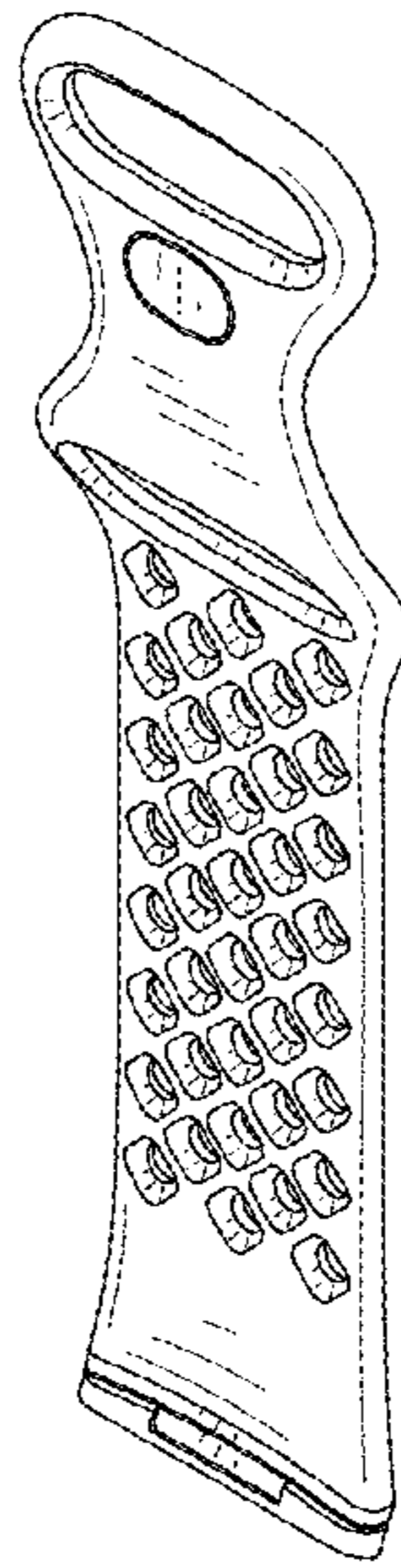


FIG. 1


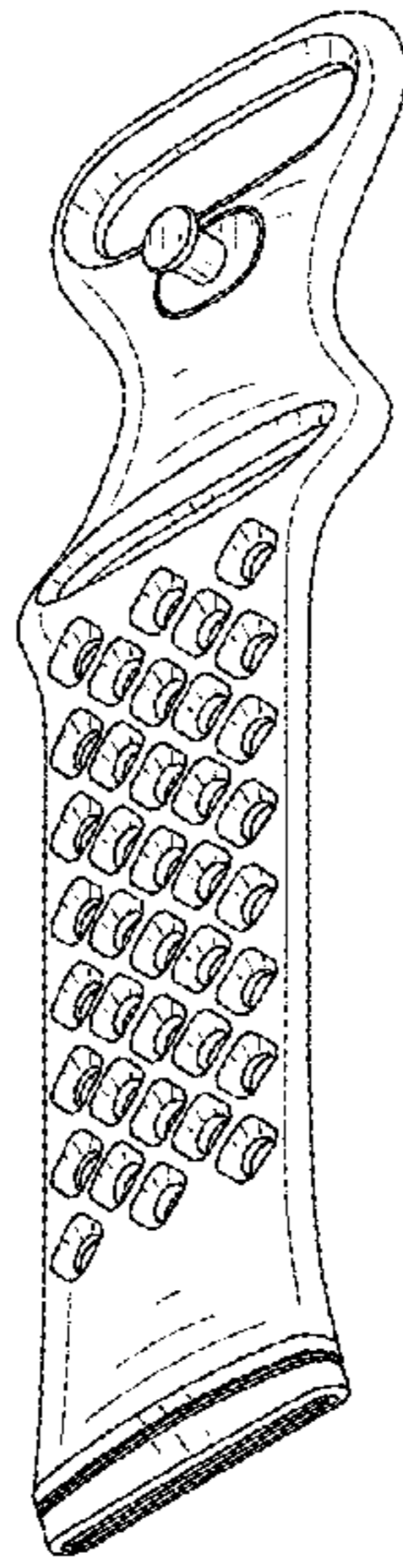


FIG. 2

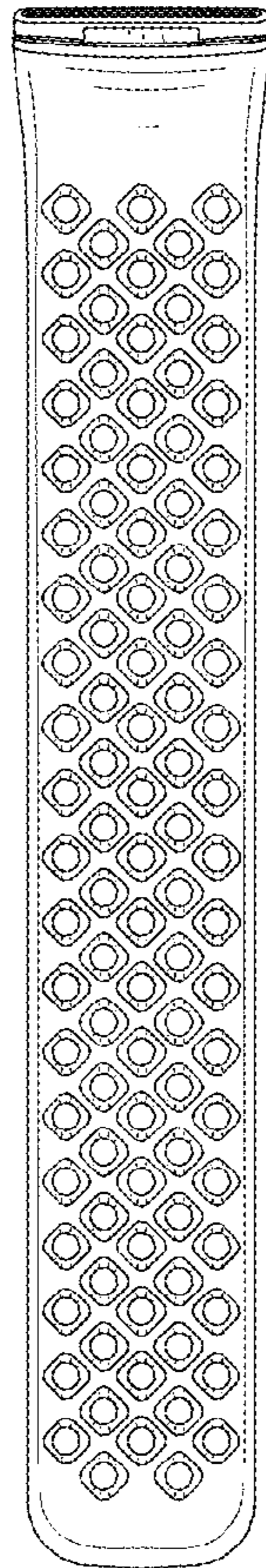
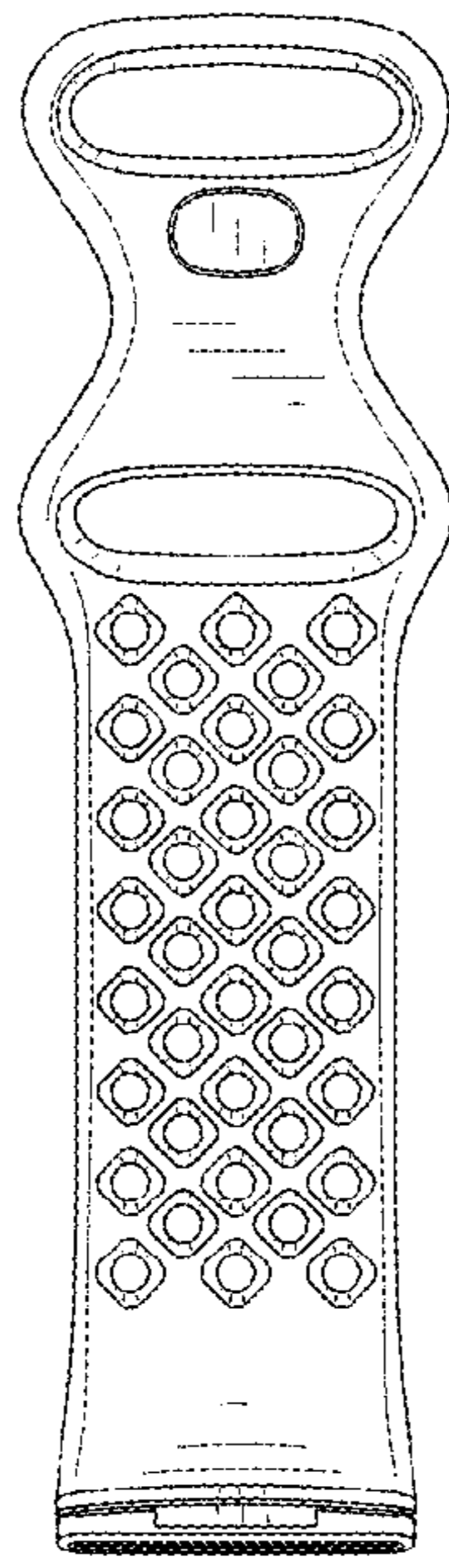


FIG. 3

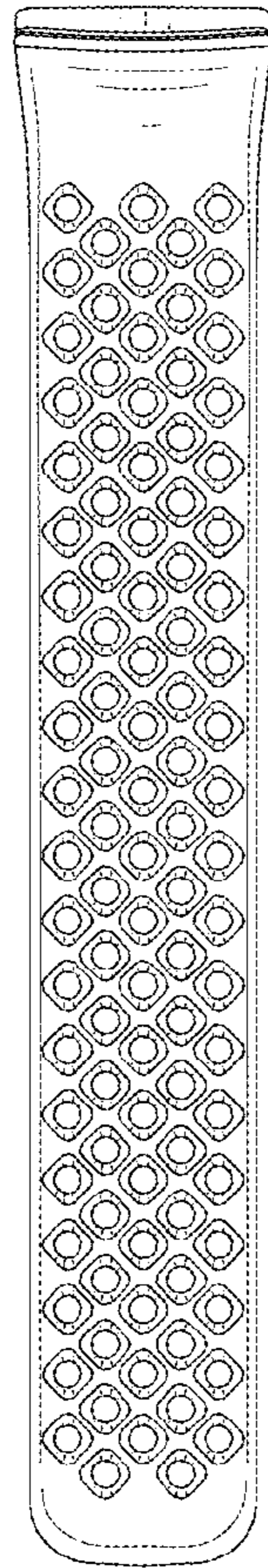
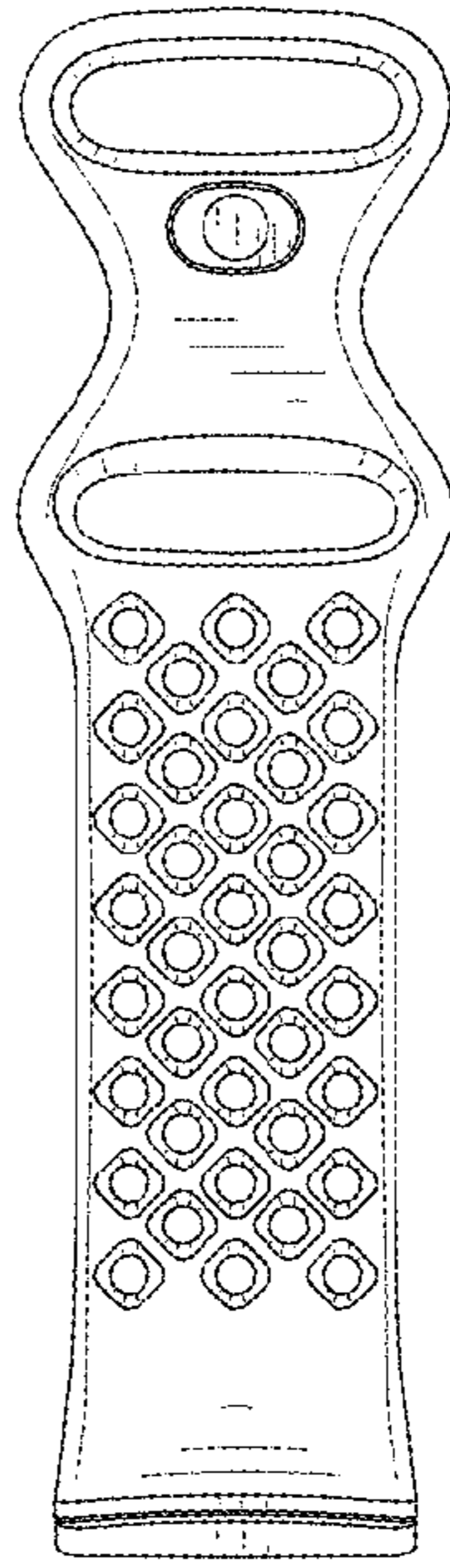


FIG. 4

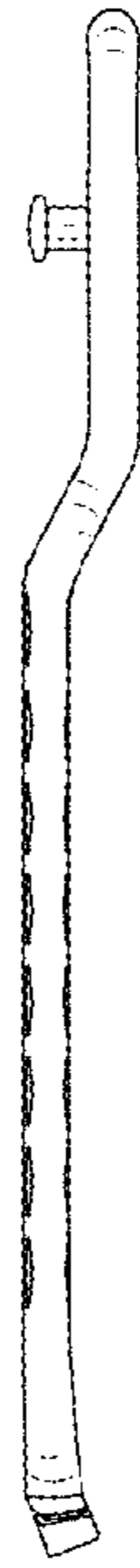


FIG. 5



FIG. 6

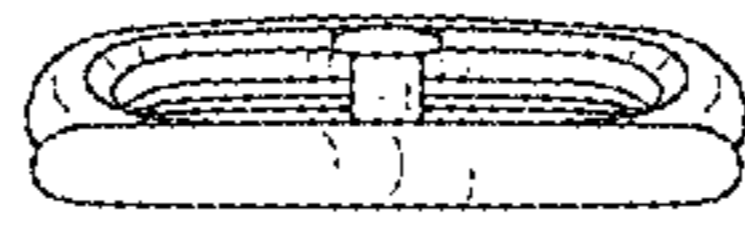


FIG. 7




FIG. 8

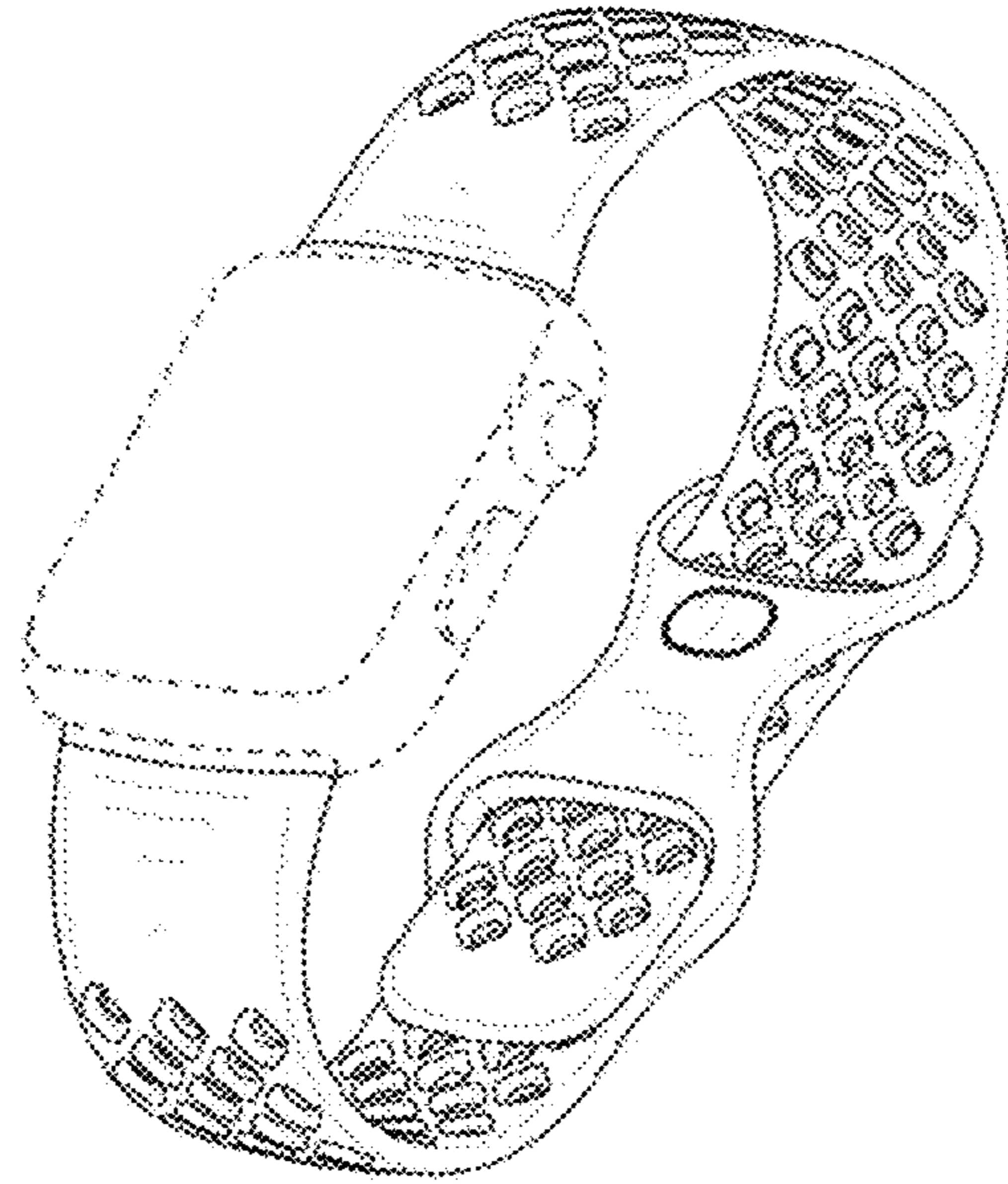


FIG. 9