



US00D926599S

(12) **United States Design Patent**
Stern

(10) **Patent No.:** **US D926,599 S**

(45) **Date of Patent:** **** Aug. 3, 2021**

(54) **WATCH**

(71) Applicant: **PATEK PHILIPPE SA GENEVE,**
Geneva (CH)

(72) Inventor: **Thierry Stern,** Geneva (CH)

(**) Term: **15 Years**

(21) Appl. No.: **35/509,350**

(22) Filed: **Nov. 11, 2019**

(80) **Hague Agreement Data**

Int. Filing Date: **Nov. 11, 2019**

Int. Reg. No.: **DM/206117**

Int. Reg. Date: **Nov. 11, 2019**

Int. Reg. Pub. Date: **May 15, 2020**

(51) **LOC (13) Cl.** **10-02**

(52) **U.S. Cl.**
USPC **D10/39**

(58) **Field of Classification Search**
USPC **D10/30-32, 39**
See application file for complete search history.

(56) **References Cited**

U.S. PATENT DOCUMENTS

D547,211 S * 7/2007 Dias D10/39
D645,361 S * 9/2011 Parmigiani D10/38

D651,099 S * 12/2011 Ruffieux D10/38
D677,176 S * 3/2013 Ruffieux D10/39
D678,081 S * 3/2013 Cabiddu D10/38
D768,512 S * 10/2016 Ruffieux D10/32
D815,548 S * 4/2018 Pilot D10/38
D877,627 S * 3/2020 Muller D10/30
D912,535 S * 3/2021 Dicks D10/30

* cited by examiner

Primary Examiner — George D. Kirschbaum

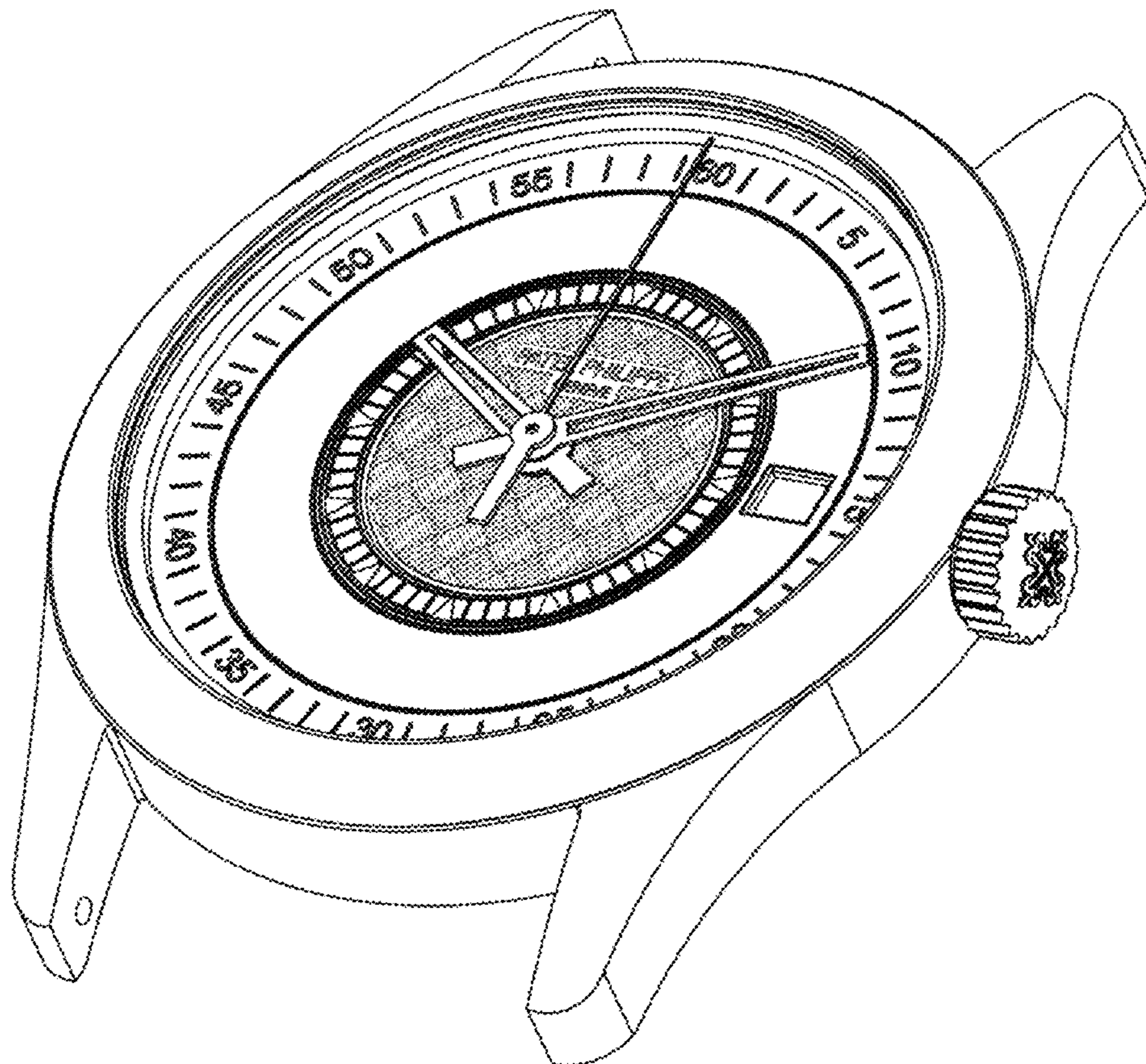
(57) **CLAIM**

The ornamental design for a watch, as shown and described.

DESCRIPTION

Fig. 2.1 is a front view of a watch showing the new design;
Fig. 2.2 is a rear view thereof;
Fig. 2.3 is a side view thereof;
Fig. 2.4 is an opposite side view thereof;
Fig. 2.5 is a bottom view thereof;
Fig. 2.6 is a top view thereof; and,
Fig. 2.7 is a top and bottom perspective view thereof.

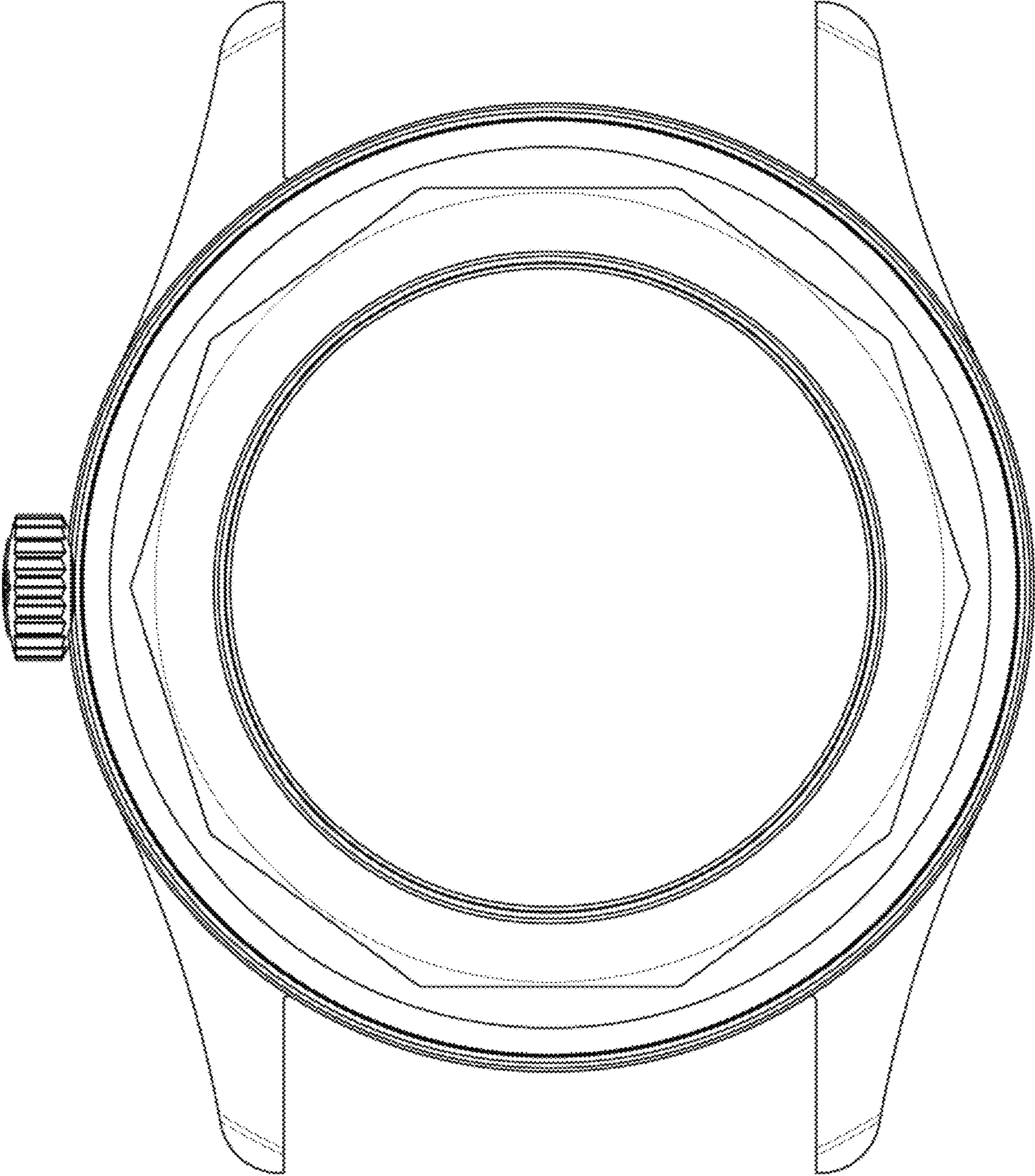
1 Claim, 7 Drawing Sheets




2.1



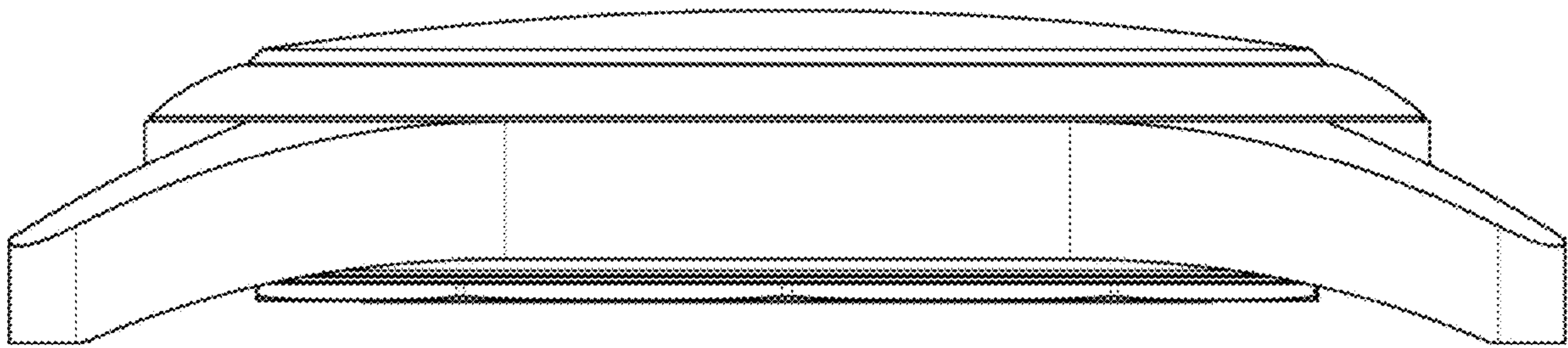
2.2



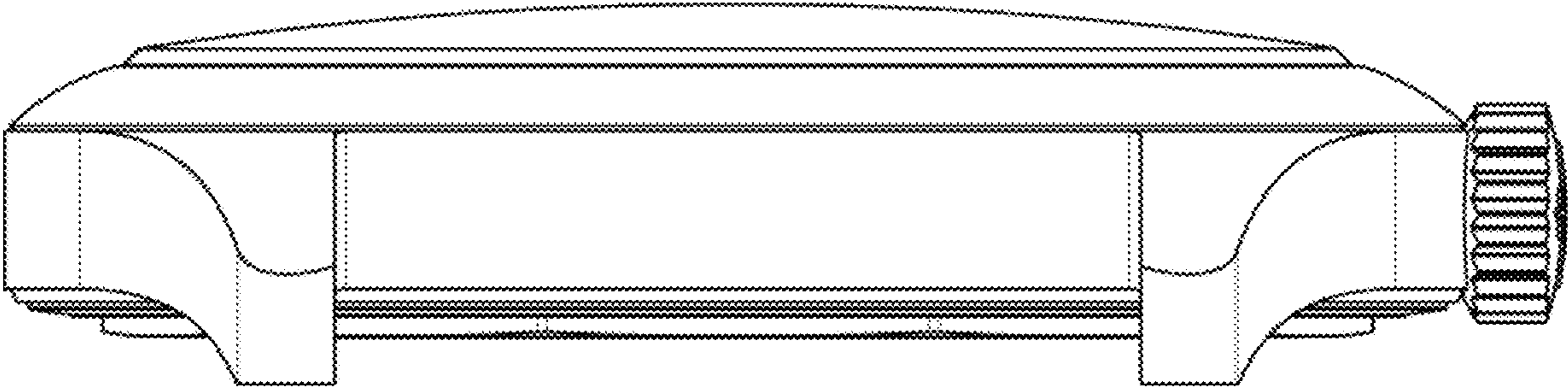
2.3



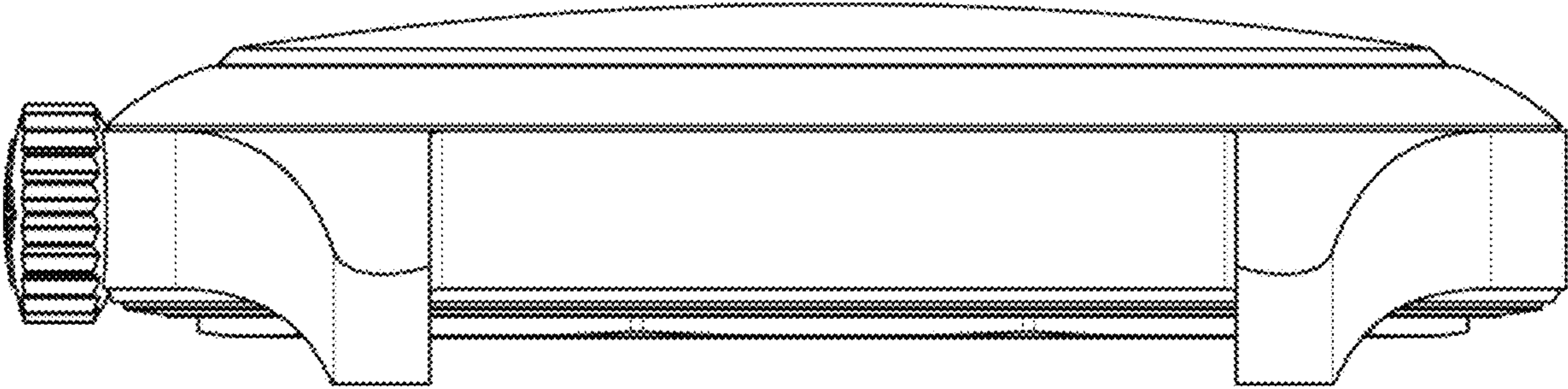
2.4



2.5



2.6



2.7

