



US00D926592S

(12) **United States Design Patent** (10) **Patent No.:** **US D926,592 S**  
**Kaplan** (45) **Date of Patent:** **\*\* Aug. 3, 2021**

(54) **DECORATIVE SLEEVE FOR SPRAY BOTTLE**

(71) Applicant: **Leibel Kaplan**, Brooklyn, NY (US)

(72) Inventor: **Leibel Kaplan**, Brooklyn, NY (US)

(\*\*) Term: **15 Years**

(21) Appl. No.: **29/725,261**

(22) Filed: **Feb. 24, 2020**

(51) **LOC (13) Cl.** ..... **09-05**

(52) **U.S. Cl.**  
USPC ..... **D9/711**

(58) **Field of Classification Search**  
USPC ..... D9/702-714, 695-699, 435, 440, 521, D9/454, 544, 723-724, 499, 449, D9/727-728, 442, 447, 504; 222/92, 96, 222/107, 527-529, 215, 491, 206, 222/212-213, 251, 95, 536; 206/438, 206/822, 527; 220/DIG. 7, 669; 215/321, 382, 316, 380; 141/114-115; D28/91.1, 76-78, 82, 88; D24/114; D3/202, 205, 203.2, 270, 271.1-271.4; D7/510, 514-520, 599, 601-602, D7/612-615, 619.2, 628-629  
CPC ..... B65D 1/0223; B65D 1/02; B65D 1/10; B65D 1/46; B65D 23/00; B65D 2585/00; B65D 2585/08; B65D 81/60; B65D 81/365; B65D 81/366; B65D 81/368; B65D 81/18; B65D 81/3876; B65D 81/3886; F25D 3/08; F25D 3/02; A45C 11/20; A45F 3/18; A47G 23/0241; A47G 23/0266; A47B 55/00; A47B 55/02; A47B 73/00; A47B 73/006; A47B 73/008; A47B 69/00

See application file for complete search history.

(56) **References Cited**

U.S. PATENT DOCUMENTS

D707,087 S *	6/2014	Joy .....	D7/624.2
D781,113 S *	3/2017	Kocsis .....	D7/624.2
D892,630 S *	8/2020	Tung .....	D9/711
D893,265 S *	8/2020	Insler .....	D7/603
D910,861 S *	2/2021	Cannon .....	D24/197

\* cited by examiner

*Primary Examiner* — Abraham Bahta

(74) *Attorney, Agent, or Firm* — Tarter Krinsky & Drogin LLP


(57) **CLAIM**

The ornamental design for a decorative sleeve for spray bottle, as shown and described.

**DESCRIPTION**

FIG. 1 is a perspective view of a decorative sleeve for spray bottle showing my new design; FIG. 2 is a left side view thereof; FIG. 3 is a right side view thereof; FIG. 4 is a top view thereof; FIG. 5 is a bottom view thereof; FIG. 6 is a front view thereof; FIG. 7 is a back view thereof; and, FIG. 8 is a perspective view thereof with an illustration of the environment of fitting with a spray bottle. The broken lines in FIGS. 1-3 and 6-8 depict portions that represent environment and form no part of the claimed design.

**1 Claim, 4 Drawing Sheets**






FIG. 1




FIG. 2




FIG. 3

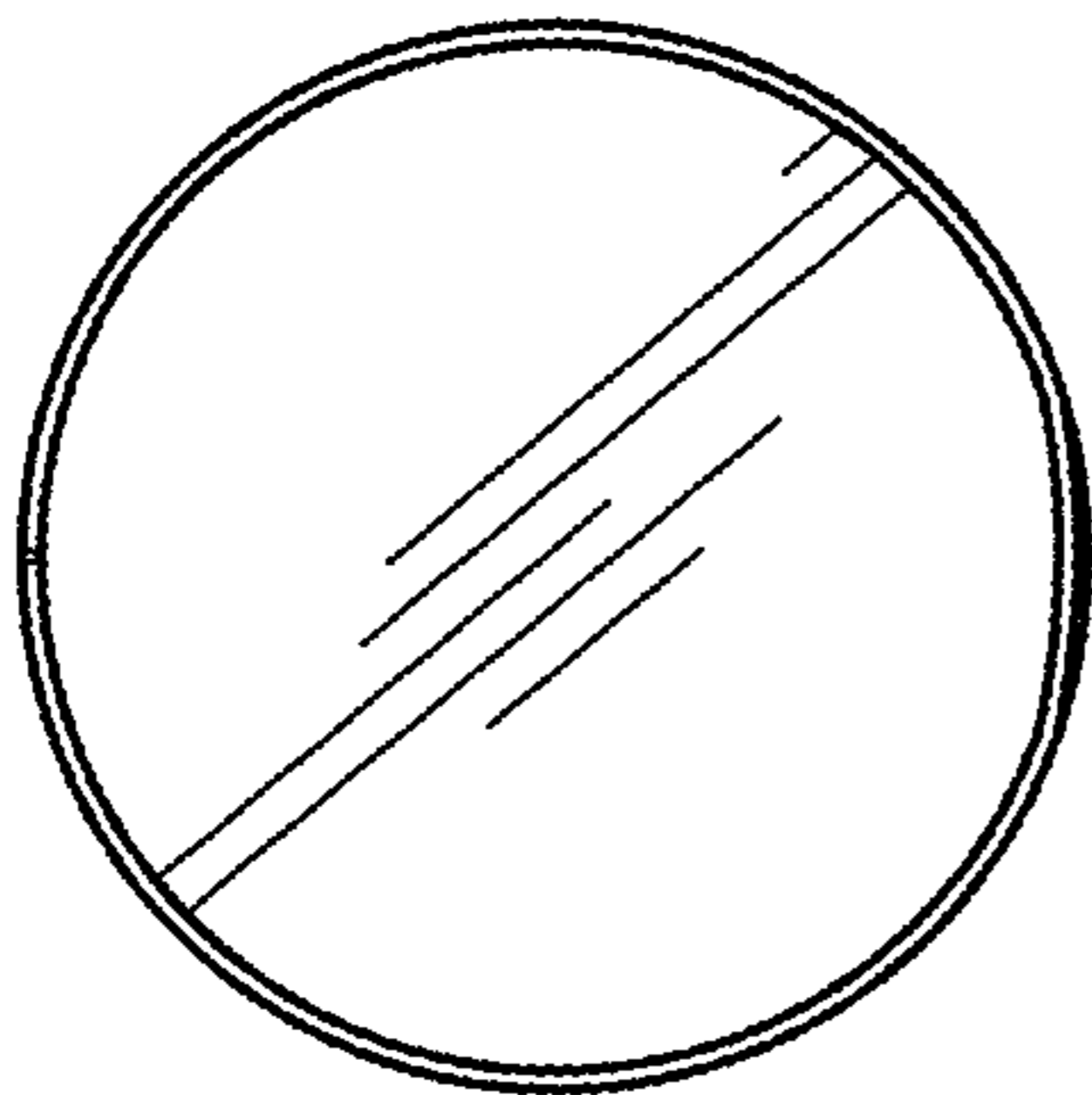


FIG. 4

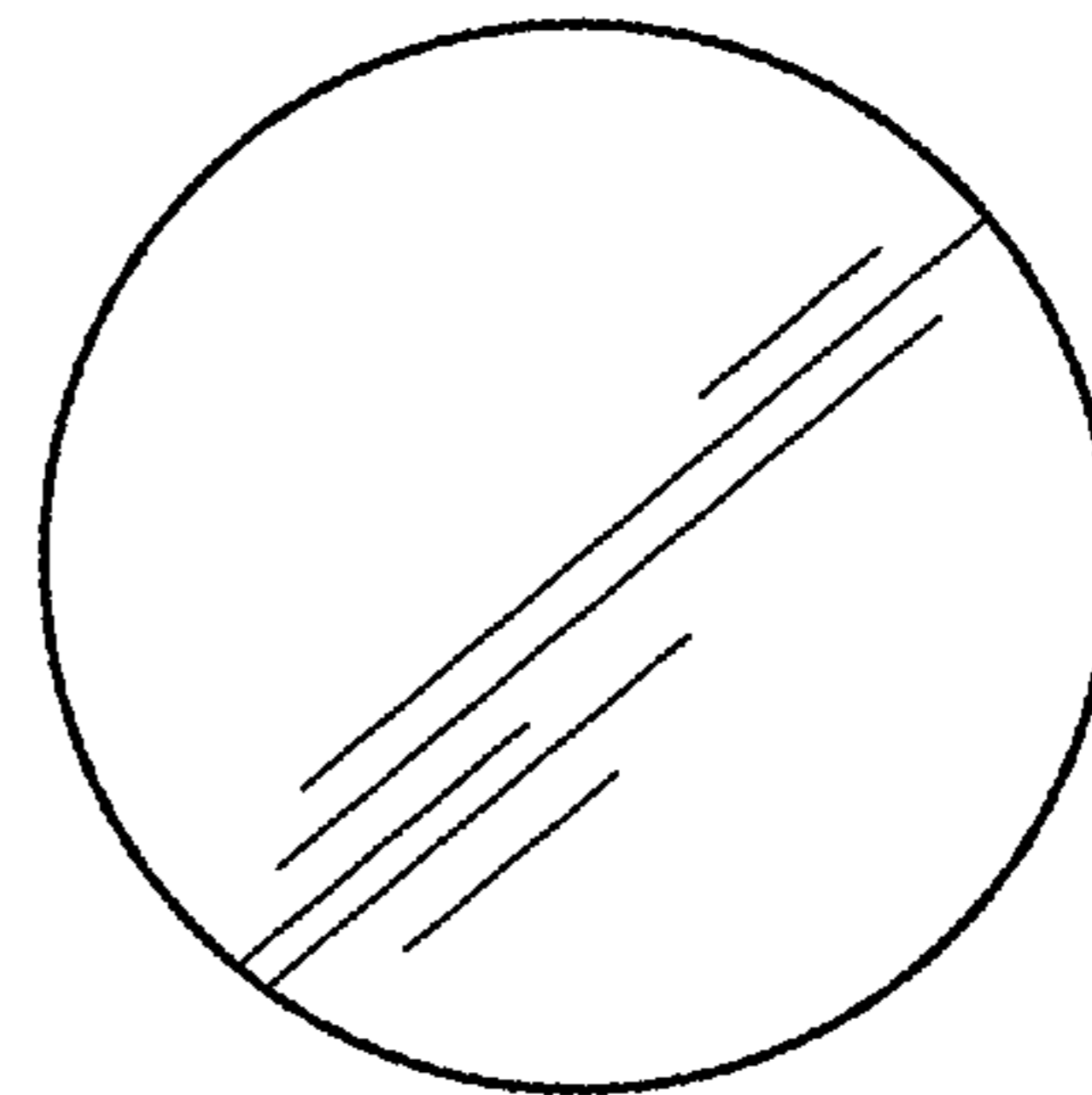


FIG. 5




FIG. 6

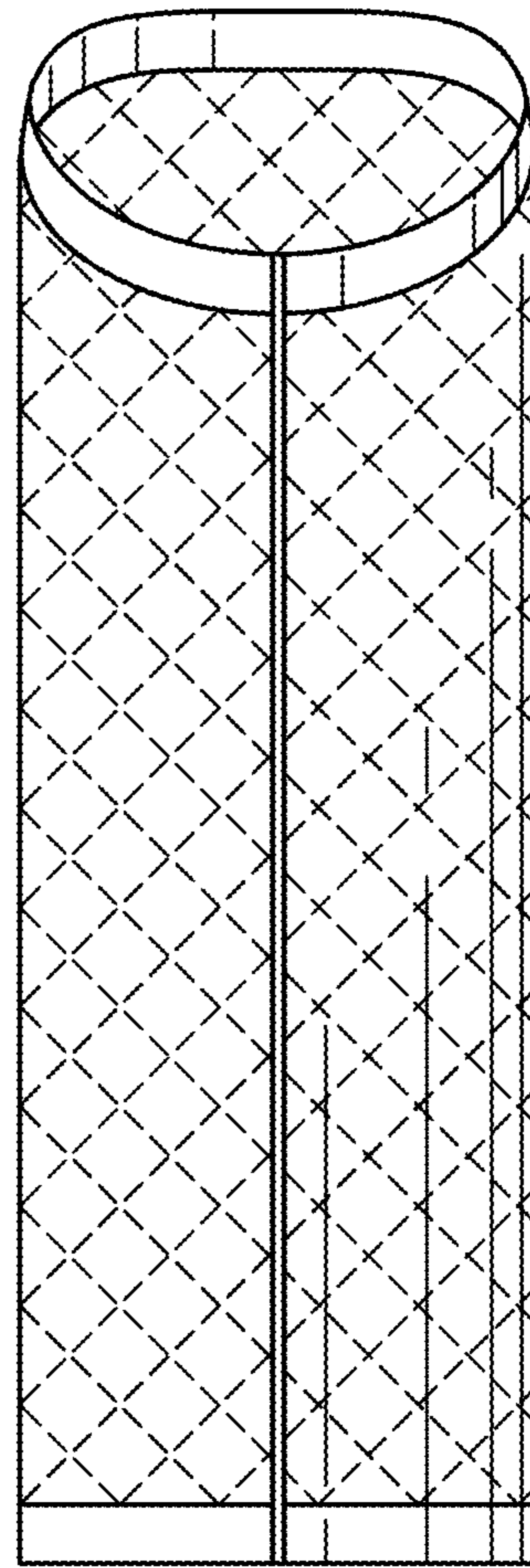


FIG. 7




FIG. 8