



(12) **United States Design Patent** (10) **Patent No.:** **US D926,560 S**
Zatta (45) **Date of Patent:** **** Aug. 3, 2021**

(54) **CURVED CONICAL SET SCREW**
 (71) Applicant: **Next Orthosurgical, Inc.**, Vista, CA (US)
 (72) Inventor: **Daniel Zatta**, Vista, CA (US)
 (73) Assignee: **Next Orthosurgical, Inc.**, Vista, CA (US)
 (**) Term: **15 Years**
 (21) Appl. No.: **29/686,546**
 (22) Filed: **Apr. 4, 2019**
 (51) **LOC (13) Cl.** **08-08**
 (52) **U.S. Cl.**
 USPC **D8/387**; D24/171
 (58) **Field of Classification Search**
 USPC D8/349, 387; D24/171
 CPC A61B 17/7032; A61B 17/7037; A61B 17/7035; A61B 17/7082; A61B 17/8605; A61B 17/7076; A61B 17/8685; A61B 17/7001; A61B 17/7034; A61B 17/7002; A61B 17/7085; A61B 17/7038; A61B 17/7086; A61B 17/863; A61B 17/864; A61B 17/8875; A61B 2017/564
 See application file for complete search history.

(56) **References Cited**
 U.S. PATENT DOCUMENTS
 D799,949 S * 10/2017 Stevenson A61B 17/7038 D8/387
 D812,460 S * 3/2018 Totsu D8/387
 D817,164 S * 5/2018 Totsu D8/387
 2005/0192571 A1* 9/2005 Abdelgany A61B 17/7037 411/427
 2008/0086132 A1* 4/2008 Biedermann A61B 17/7032 606/279
 2008/0140075 A1* 6/2008 Ensign A61B 17/7001 606/60
 2009/0082812 A1* 3/2009 Lewis A61B 17/7041 606/281

2010/0114171 A1* 5/2010 Boachie-Adjei ... A61B 17/7008 606/264
 2011/0077694 A1* 3/2011 Biedermann A61B 17/7032 606/305
 2012/0303064 A1* 11/2012 Walker A61B 17/7037 606/270
 2013/0197585 A1* 8/2013 Jackson A61B 17/8685 606/278
 2013/0211465 A1* 8/2013 Savage A61B 17/866 606/308
 2015/0250512 A1* 9/2015 Poker A61B 17/7037 606/305
 2016/0256198 A1* 9/2016 Biyani A61B 17/8685
 2016/0287293 A1* 10/2016 Karas A61B 17/8625
 (Continued)

OTHER PUBLICATIONS

Set Screws, first available [2016], <https://www.Grainger.com>, [catalog], [site visited Oct. 9, 2020], Available from internet URL:<https://www.grainger.com/category/fasteners/socket-screws-and-set-screws/socket-set-screws> (Year: 2016).*

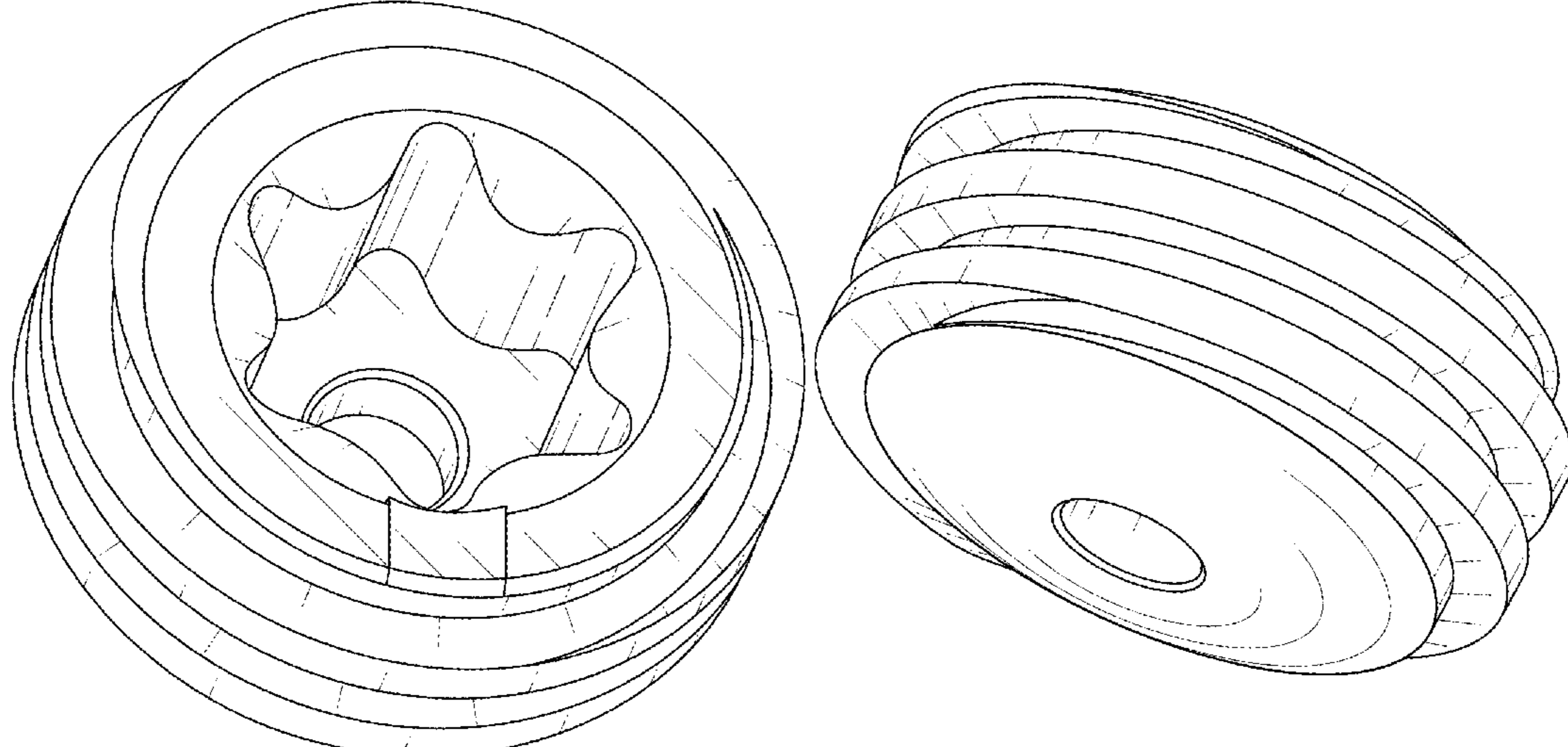
Primary Examiner — Janice Hallmark
Assistant Examiner — Elizabeth S Ko
 (74) *Attorney, Agent, or Firm* — Sheppard Mullin Richter & Hampton LLP

(57) **CLAIM**
 I claim the ornamental design for a curved conical set screw, as shown and described.

DESCRIPTION

FIG. 1 is a top side perspective view of a curved conical set screw;
 FIG. 2 is a bottom side perspective view thereof;
 FIG. 3 is a first side view thereof;
 FIG. 4 is a second side view thereof;
 FIG. 5 is a cross-sectional view thereof; and,
 FIG. 6 is a top view thereof.

1 Claim, 3 Drawing Sheets



(56)

References Cited

U.S. PATENT DOCUMENTS

2019/0083150 A1* 3/2019 Bazille A61B 17/7001
2020/0069341 A1* 3/2020 Abbasi A61B 17/7037

* cited by examiner

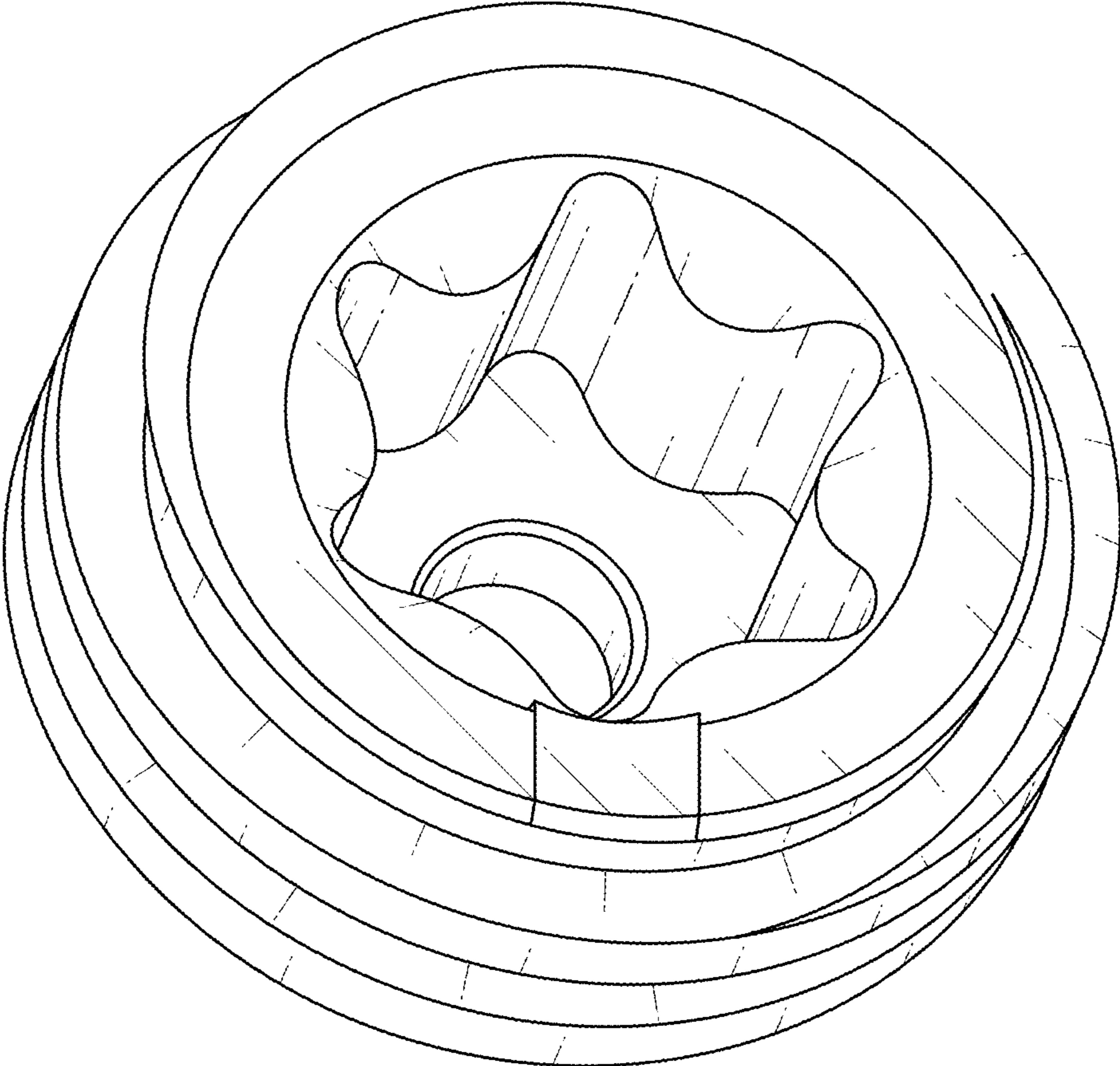


FIG. 1

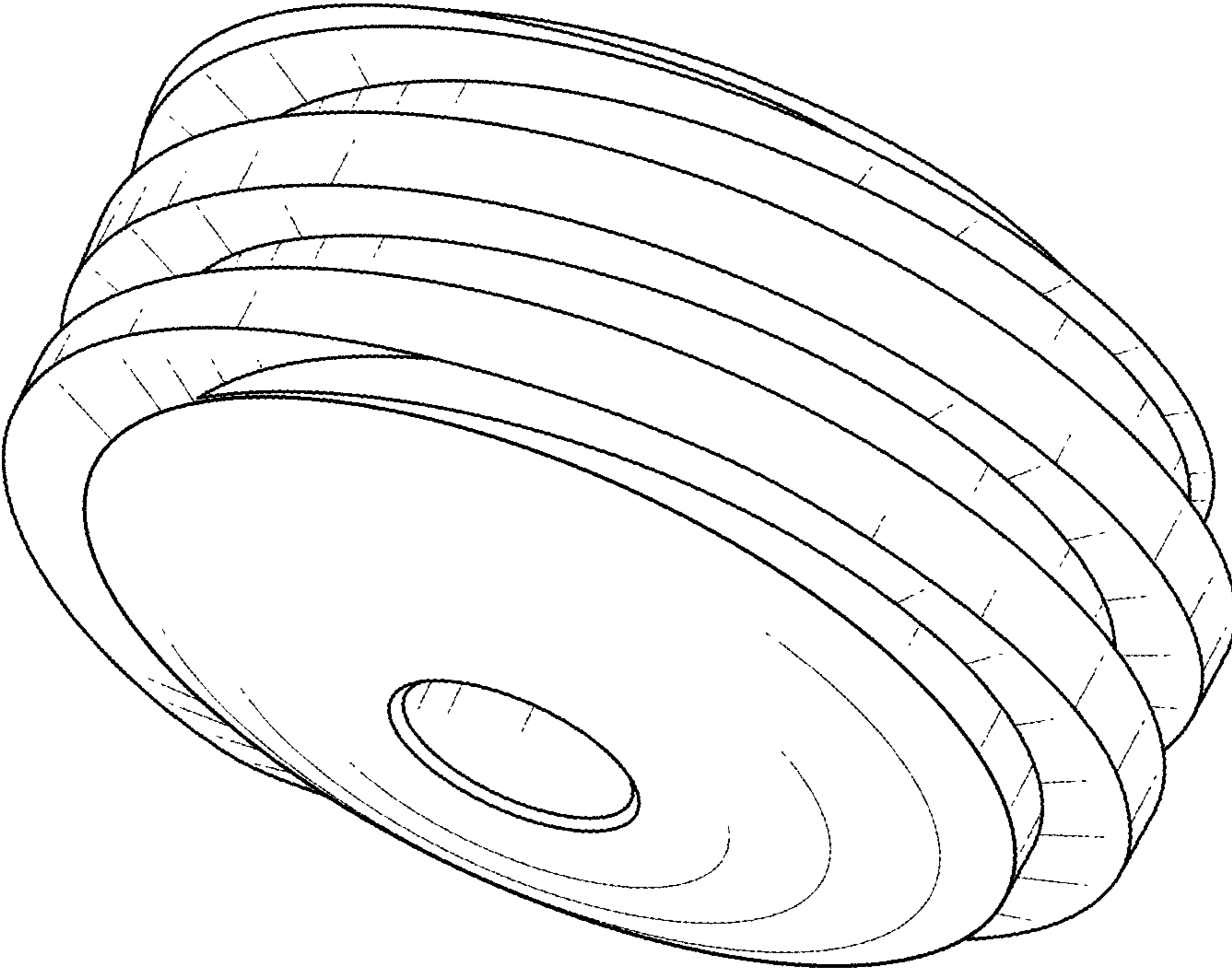


FIG. 2

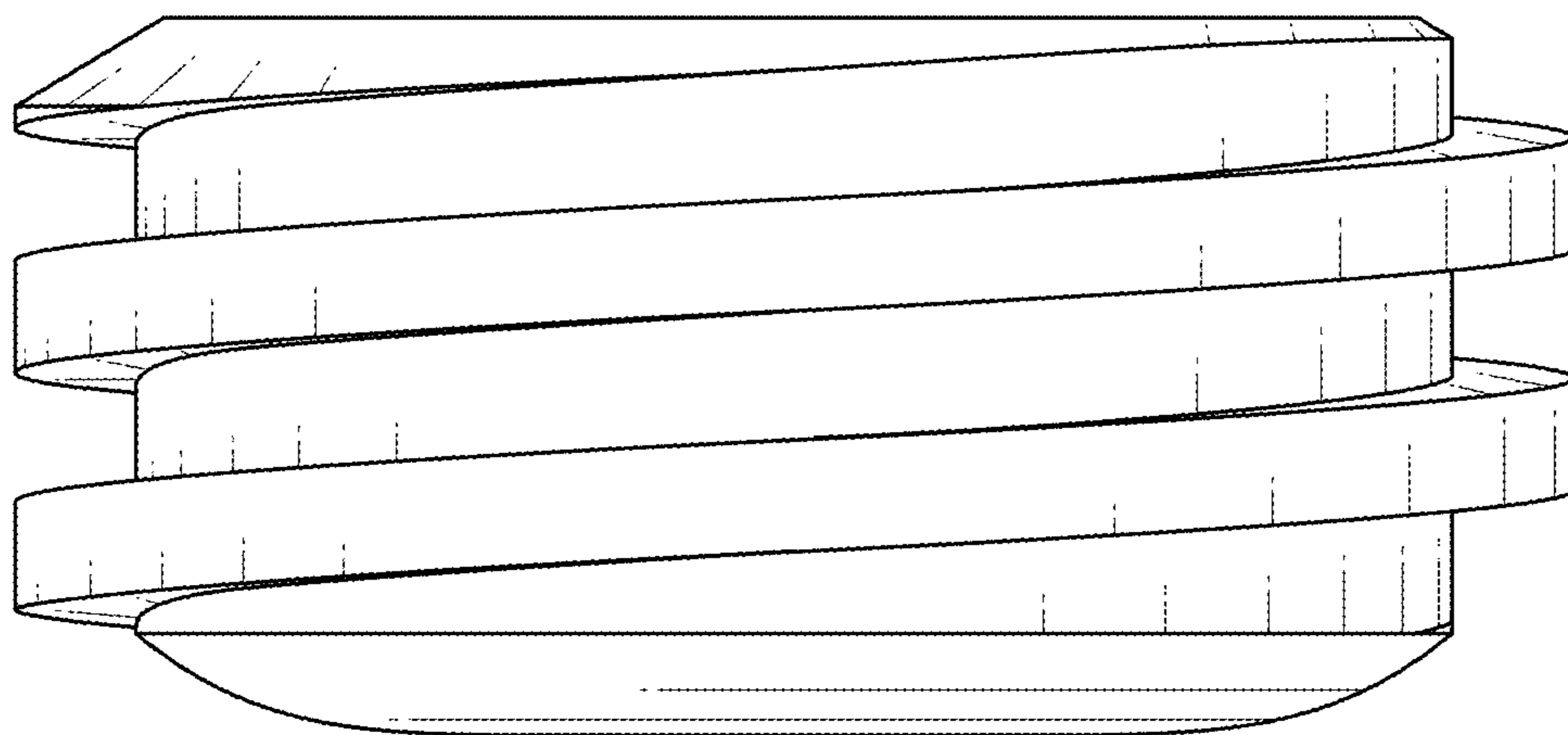


FIG. 3

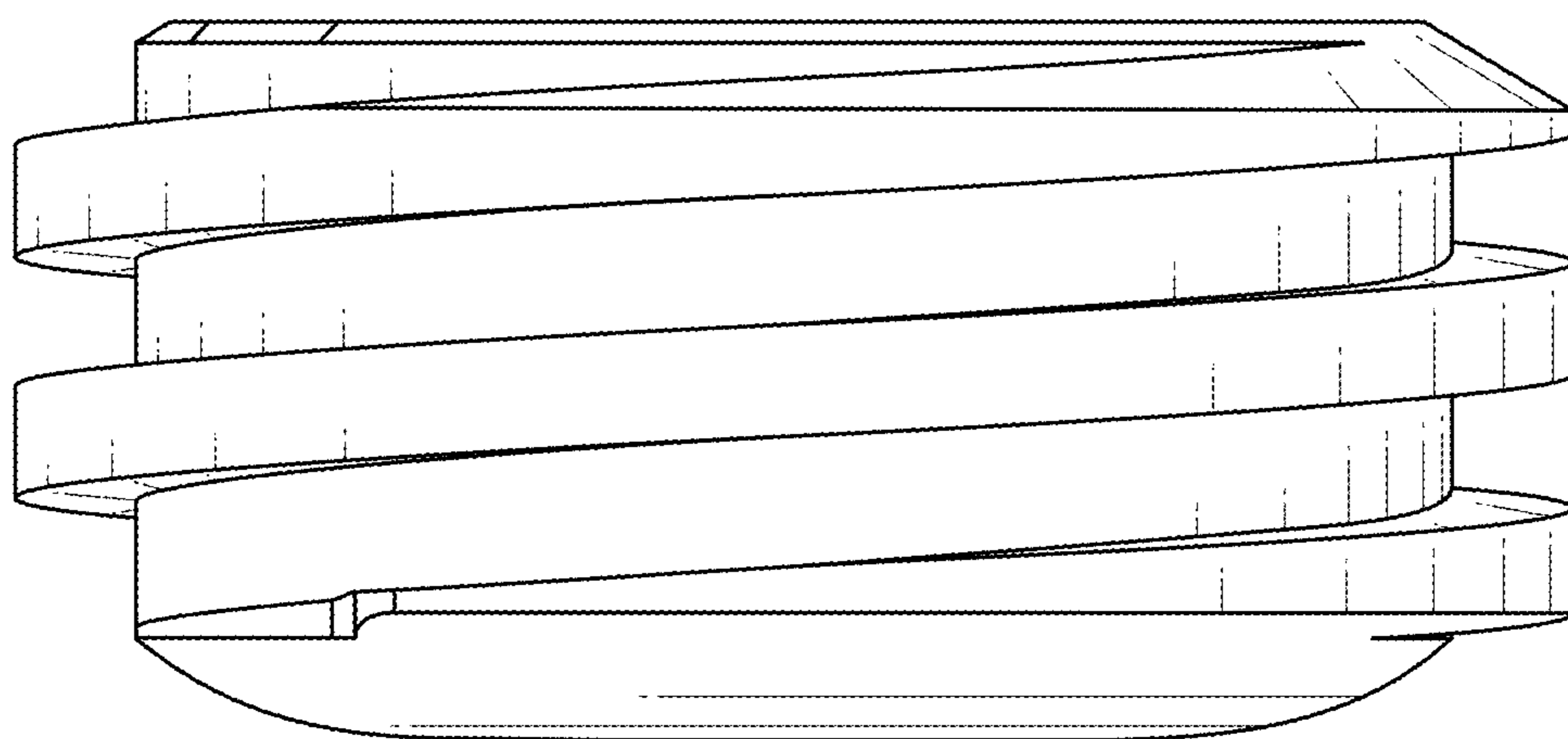


FIG. 4

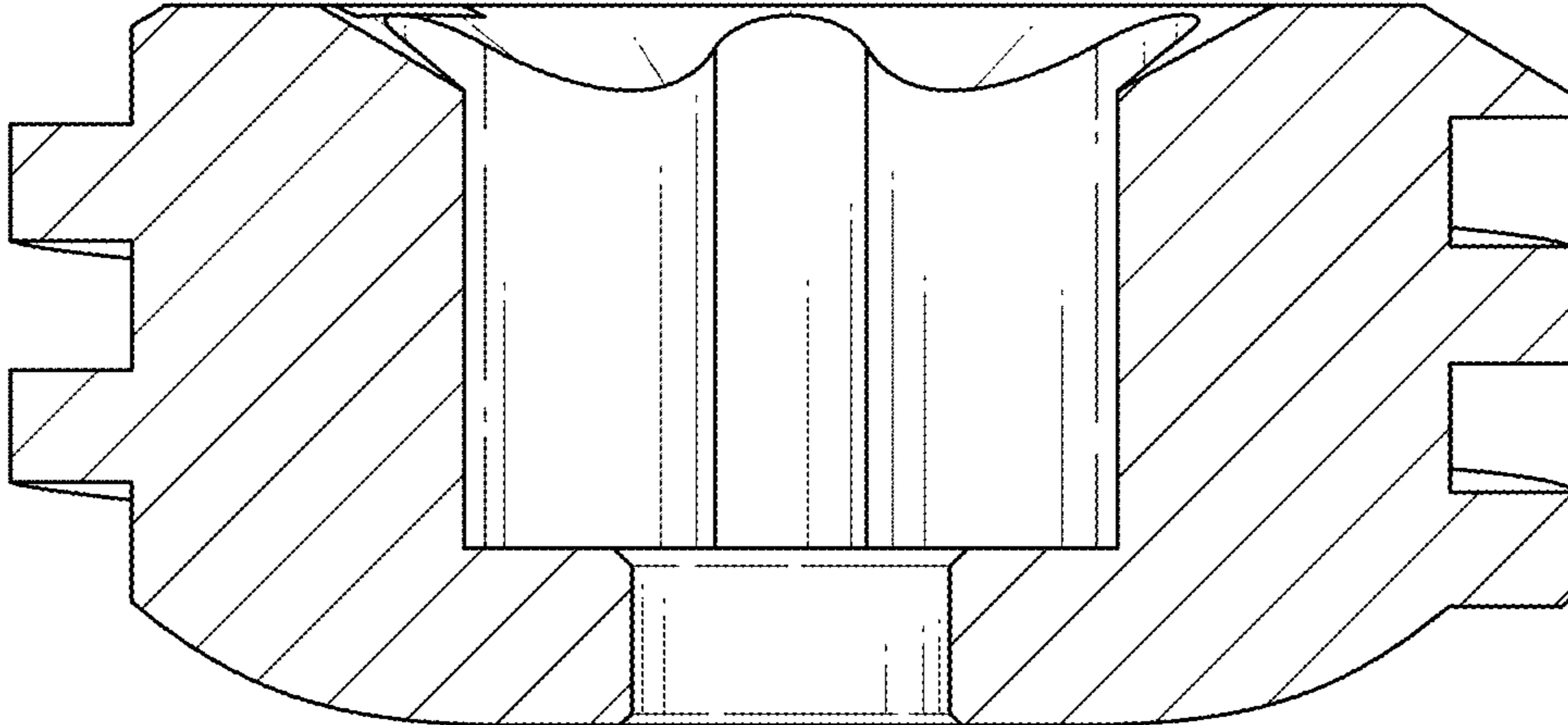


FIG. 5

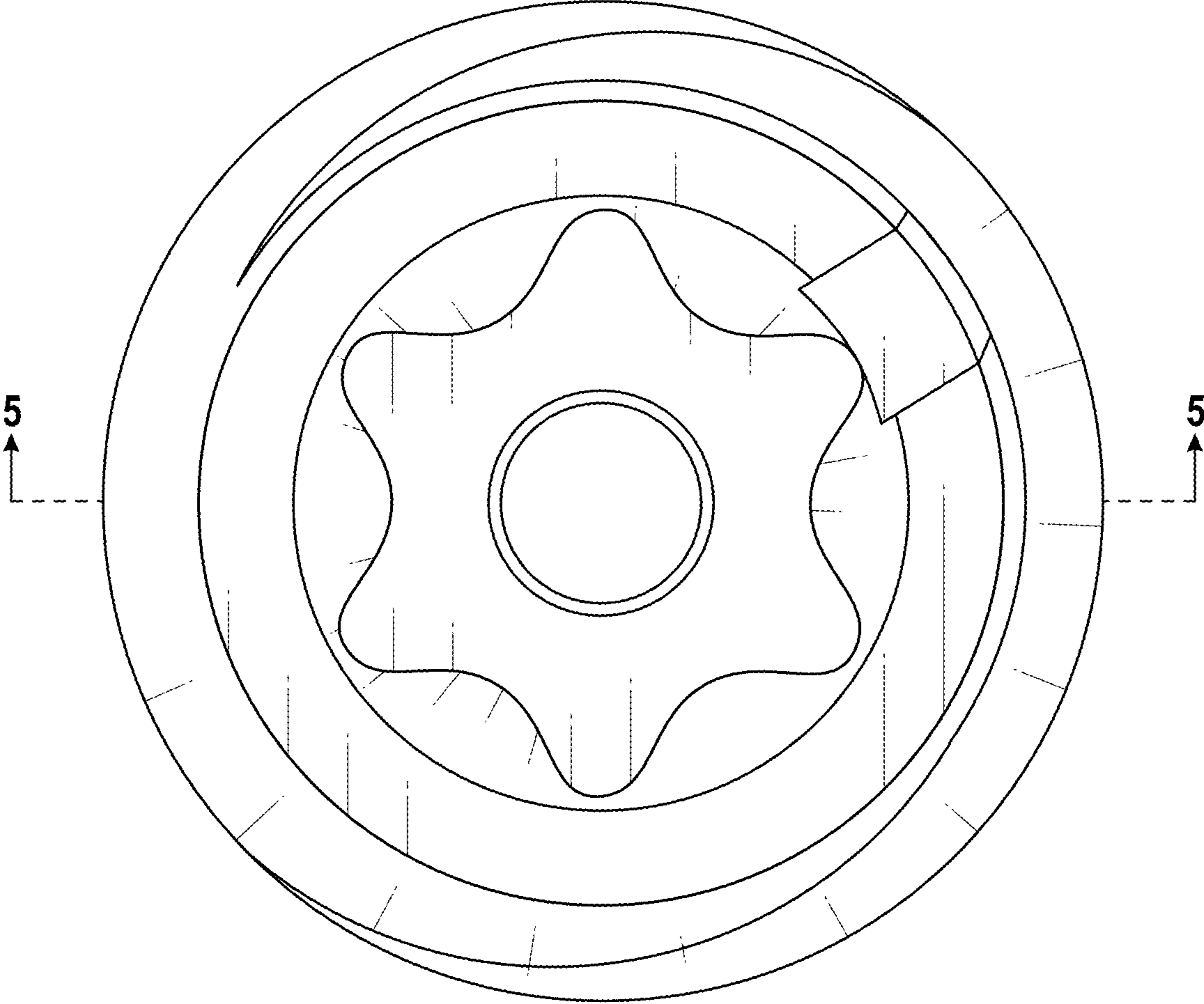


FIG. 6