

US00D926550S

(12) **United States Design Patent**  
**Wonderley**

(10) **Patent No.:** **US D926,550 S**

(45) **Date of Patent:** **\*\* Aug. 3, 2021**

(54) **UTILITY KNIFE**

(71) Applicant: **ACCUTECH, INC.**, Verona, VA (US)

(72) Inventor: **Jeffrey W. Wonderley**, Fort Defiance, VA (US)

(73) Assignee: **ACCUTECH, INC.**, Verona, VA (US)

(\*\*) Term: **15 Years**

(21) Appl. No.: **29/709,244**

(22) Filed: **Oct. 11, 2019**

(51) **LOC (13) Cl.** ..... **08-03**

(52) **U.S. Cl.**  
USPC ..... **D8/99**

(58) **Field of Classification Search**  
USPC ..... D8/14, 51, 98, 99, 100, 101, 105, 95;  
D22/118  
CPC .... B26B 1/00; B26B 1/08; B26B 1/10; B26B  
5/001; B26B 5/002; B26B 5/003; B26B  
5/005; B26B 5/006

See application file for complete search history.

(56) **References Cited**

**U.S. PATENT DOCUMENTS**

- 4,936,014 A \* 6/1990 Shaanan ..... B26B 5/001  
30/162
- 6,829,827 B2 \* 12/2004 Tseng ..... B26B 5/001  
30/124
- D563,755 S \* 3/2008 Wu ..... D8/99

- D592,032 S \* 5/2009 Wu ..... D8/98
- D624,386 S \* 9/2010 van Deursen ..... D8/99
- D645,721 S \* 9/2011 Wu ..... D8/99
- 8,567,071 B2 \* 10/2013 Strauss ..... B26B 5/001  
30/162
- D751,883 S \* 3/2016 Huang ..... D8/99
- D828,136 S \* 9/2018 Bellamy ..... D8/99
- 10,252,428 B2 \* 4/2019 Ranieri ..... B26B 5/001
- D848,235 S \* 5/2019 Dechant ..... D8/99
- 2017/0021511 A1 \* 1/2017 Chiu ..... B26B 5/003
- 2017/0129112 A1 \* 5/2017 Ranieri ..... B26B 1/08

\* cited by examiner

*Primary Examiner* — Philip S Hyder

(74) *Attorney, Agent, or Firm* — Budzyn IP Law, LLC

(57) **CLAIM**

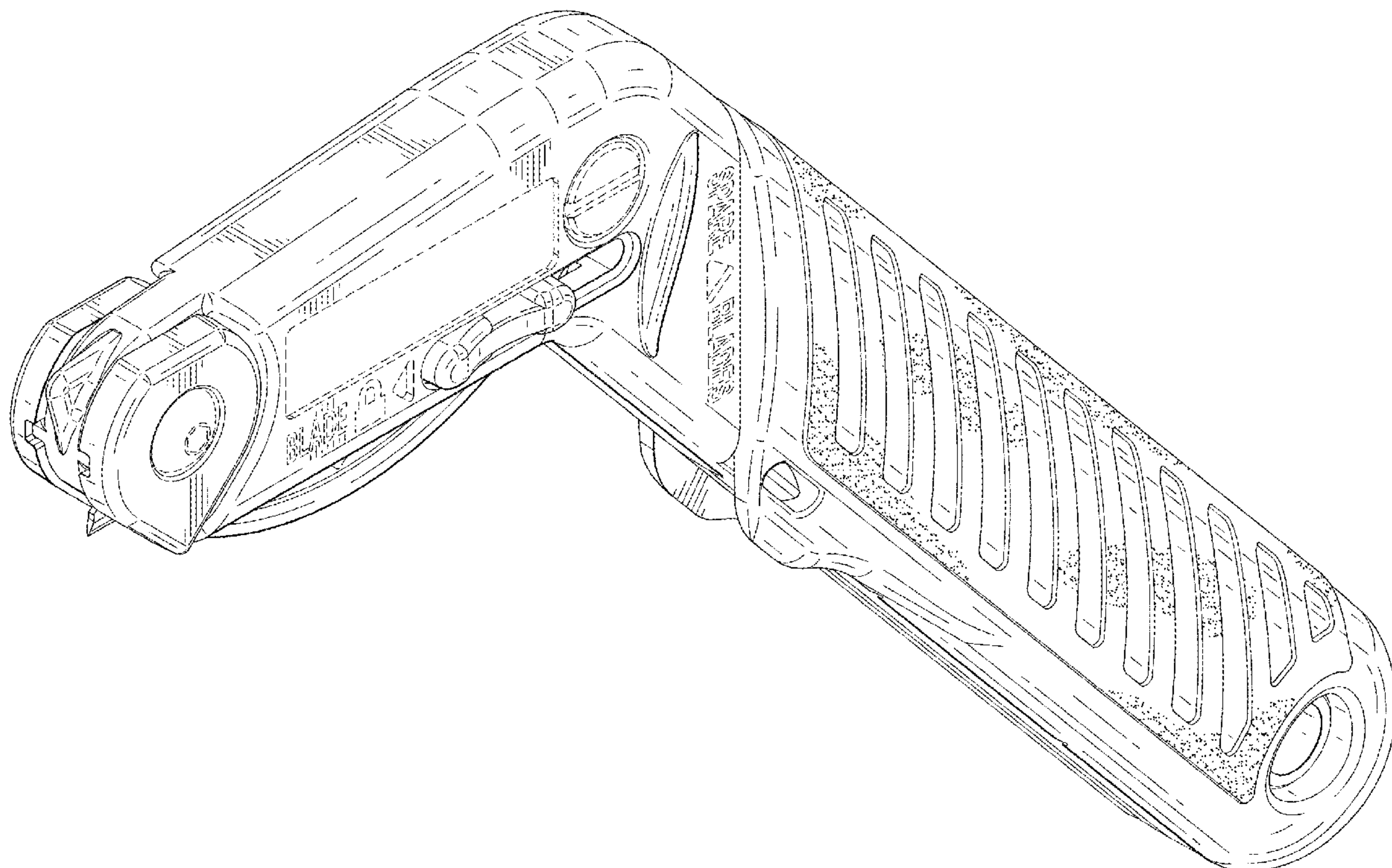
I claim the ornamental design for a utility knife, as shown and described.

**DESCRIPTION**

FIG. 1 is an isometric top right side view of a utility knife; FIG. 2 is a front view of the utility knife of FIG. 1; FIG. 3 is a rear view of the utility knife of FIG. 1; FIG. 4 is a right side view of the utility knife of FIG. 1; FIG. 5 is a left side view of the utility knife of FIG. 1; FIG. 6 is a top view of the utility knife of FIG. 1; FIG. 7 is a bottom view of the utility knife of FIG. 1; and, FIG. 8 is an isometric bottom left side view of the utility knife of FIG. 1.

The subject matter illustrated in broken lines forms no part of the claimed design.

**1 Claim, 6 Drawing Sheets**



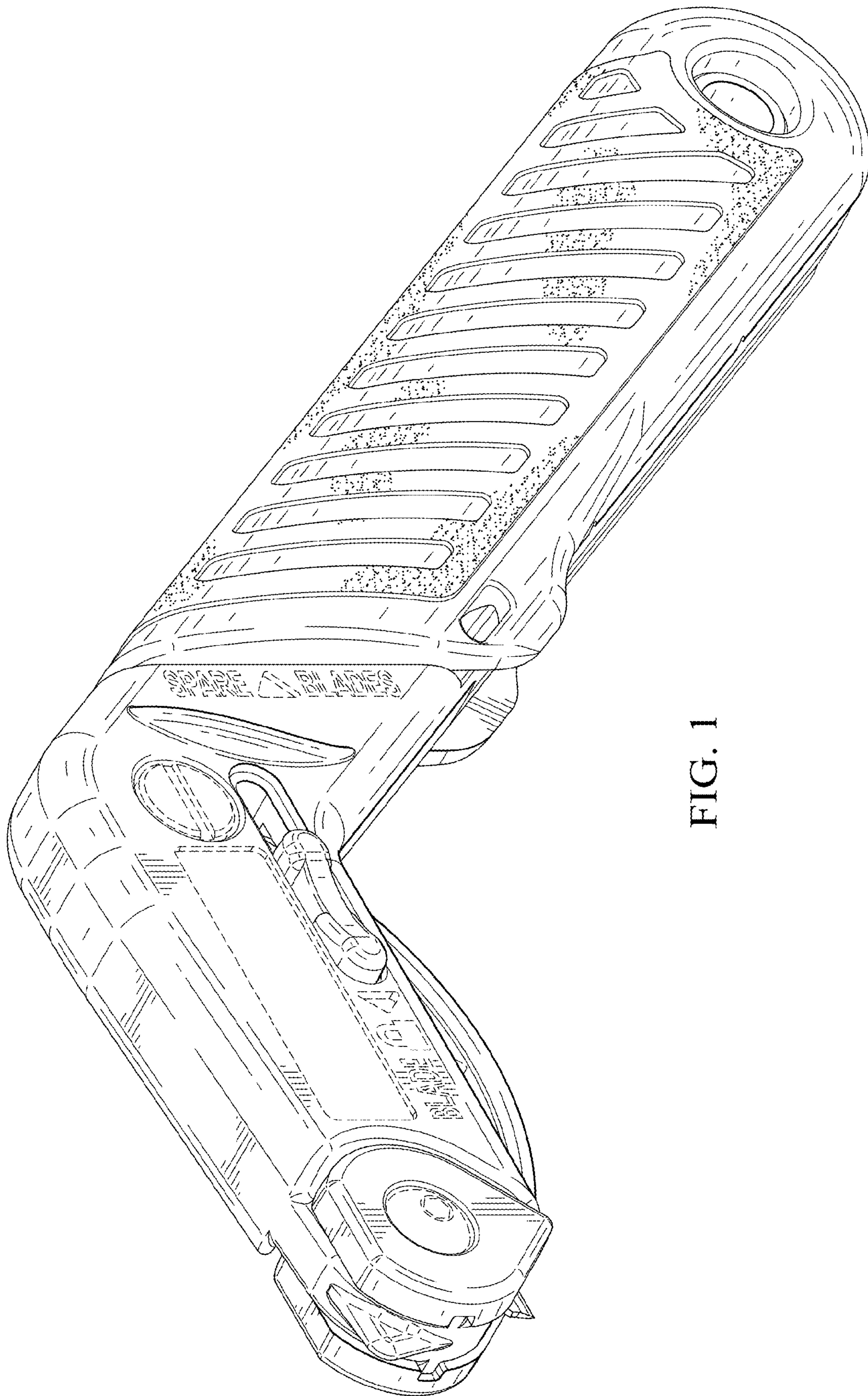


FIG. 1



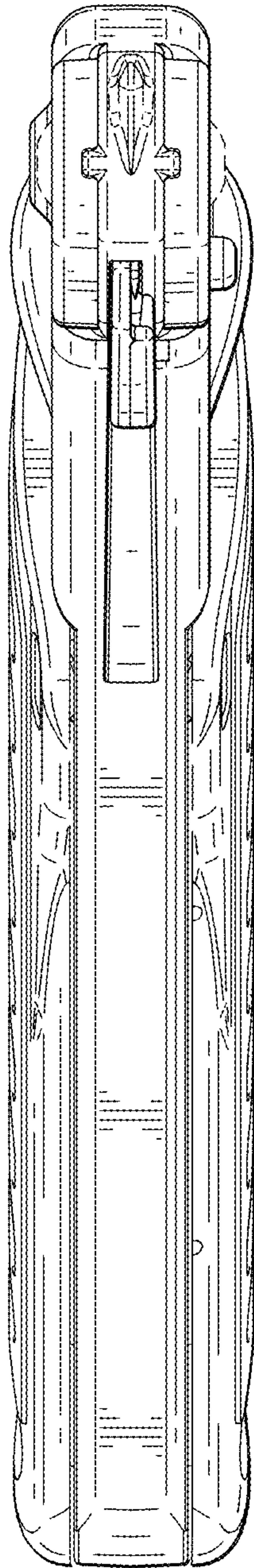


FIG. 2

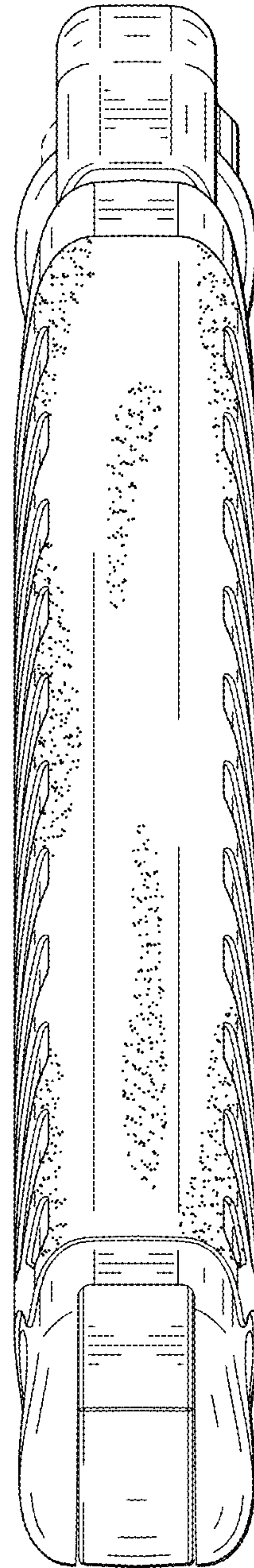


FIG. 3

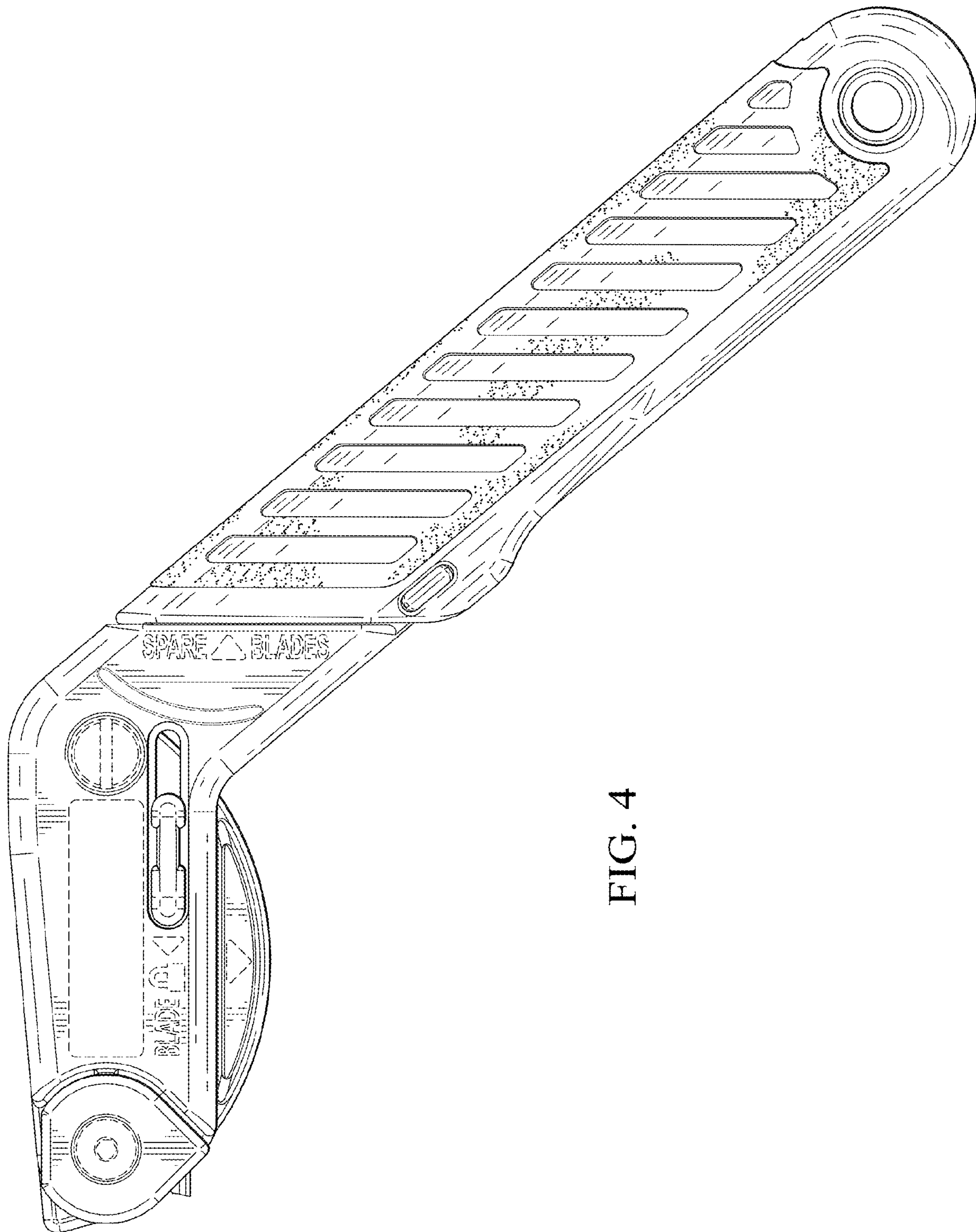


FIG. 4

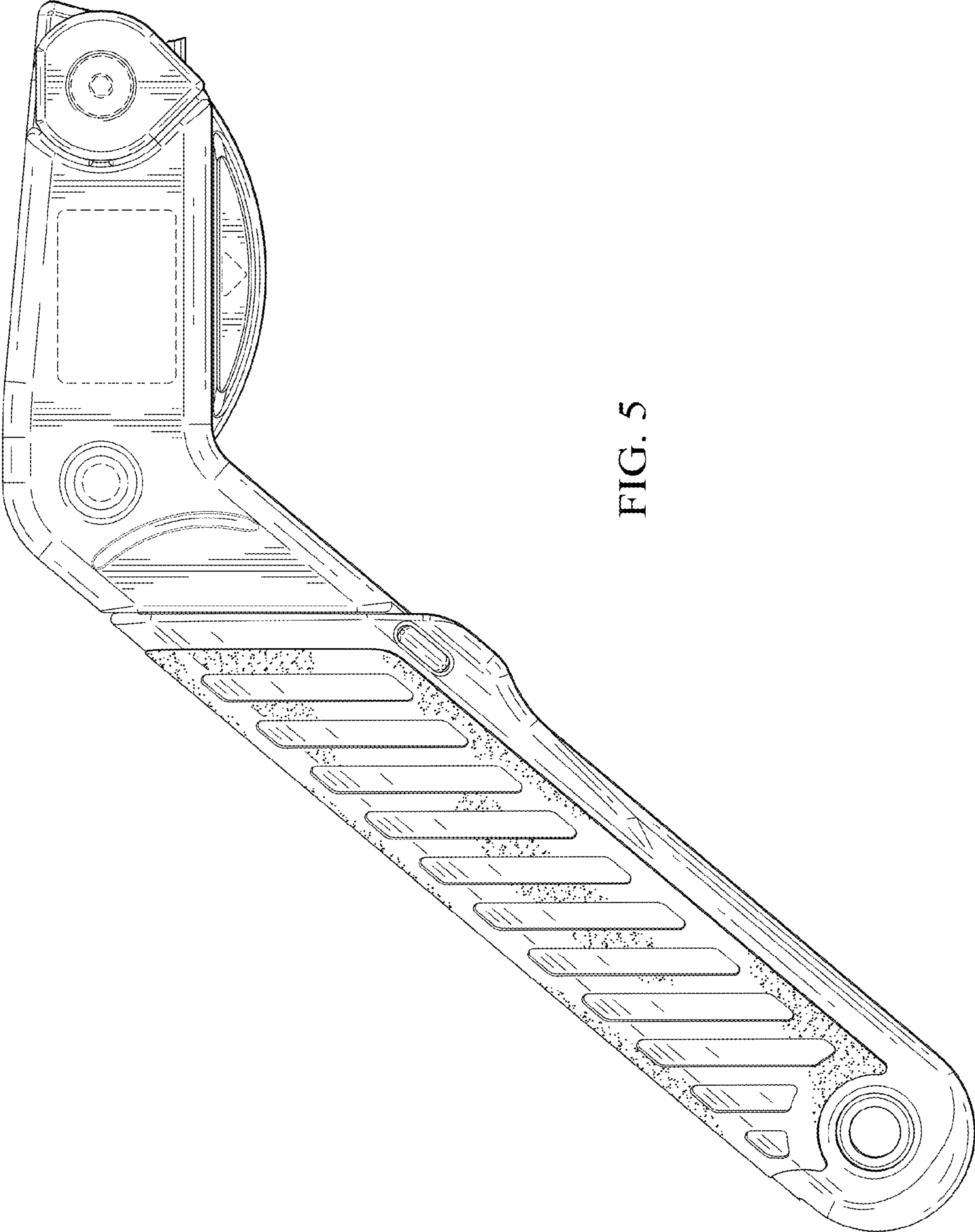


FIG. 5



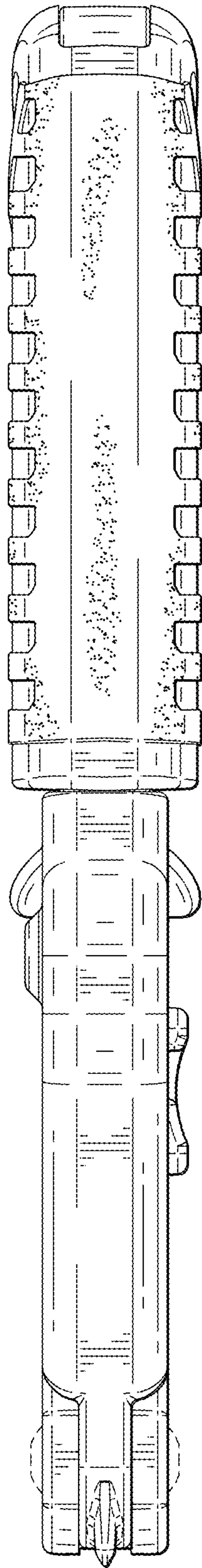


FIG. 6

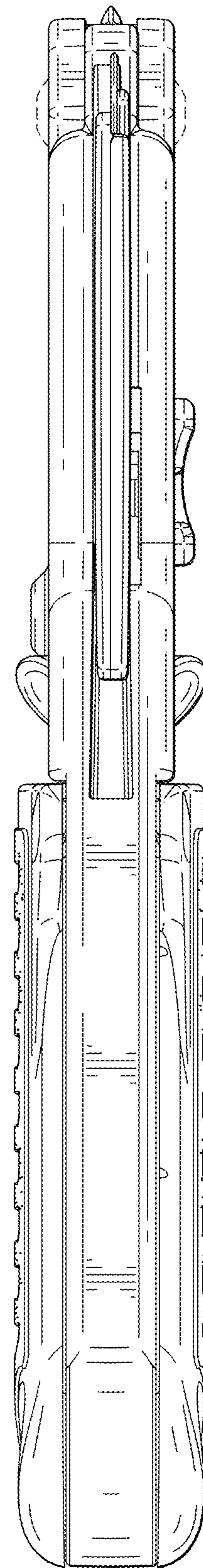


FIG. 7

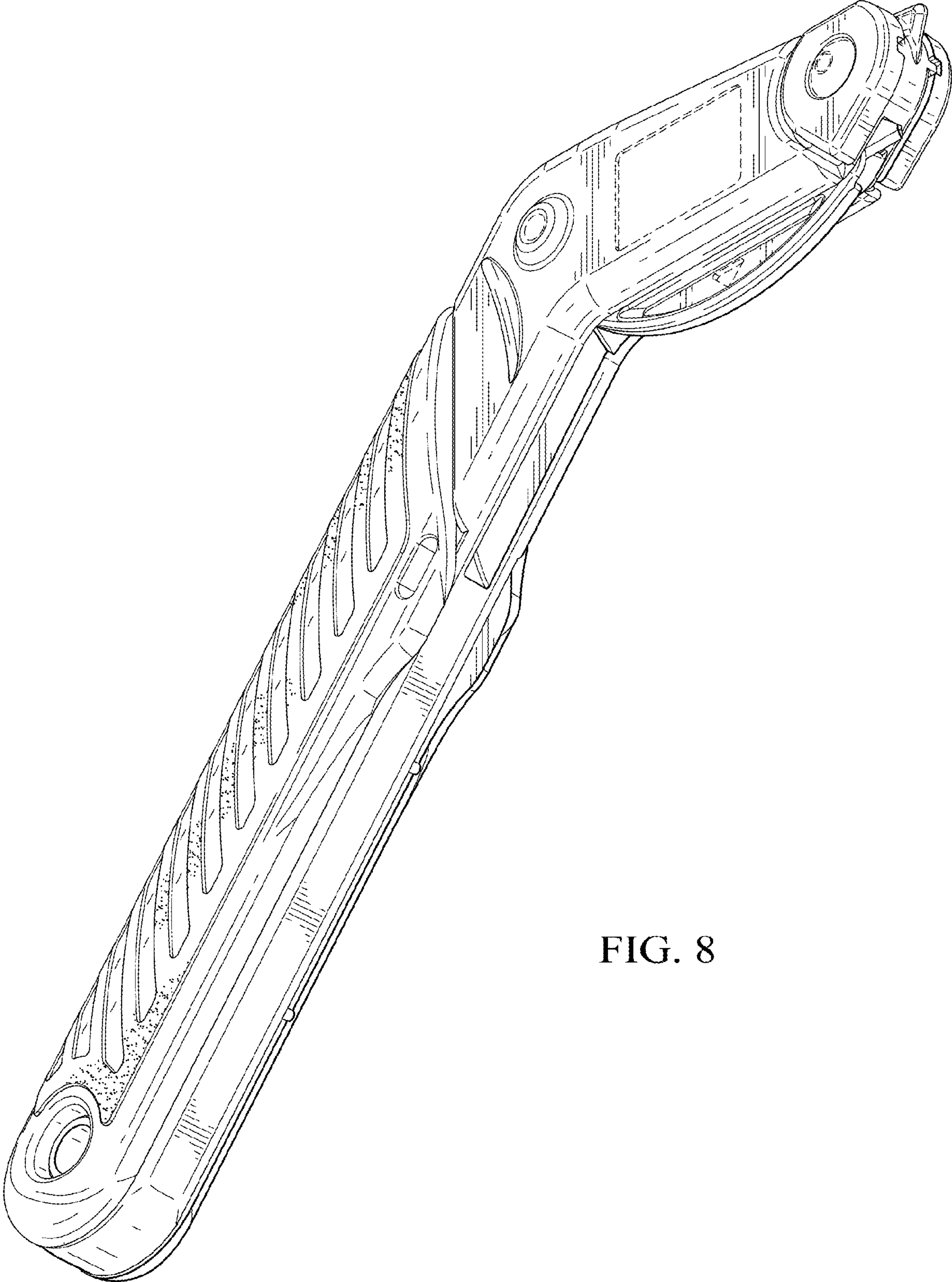


FIG. 8