



US00D926543S

(12) **United States Design Patent**
Chen

(10) **Patent No.:** **US D926,543 S**

(45) **Date of Patent:** **** Aug. 3, 2021**

(54) **ELECTRIC SCISSOR**

(71) Applicant: **Wenwu Chen**, Shenzhen (CN)

(72) Inventor: **Wenwu Chen**, Shenzhen (CN)

(**) Term: **15 Years**

(21) Appl. No.: **29/732,805**

(22) Filed: **Apr. 28, 2020**

(51) **LOC (13) Cl.** **08-05**

(52) **U.S. Cl.**
USPC **D8/61**

(58) **Field of Classification Search**
USPC D8/70, 82, 85-87, 105; D15/139;
81/436, 460-461
CPC B25B 13/06; B25B 13/5091; B25B 15/00;
B25B 15/001; B25B 15/002; B25B
15/004; B25B 15/005; B25B 15/008;
B25B 15/02; B25B 15/04; B25B 17/00;
B25B 21/007; B25B 23/00; B25B
23/0035; B25B 23/005; B25B 23/12;
B25B 23/1405; B25B 27/18; B25B 31/12;
B25B 51/08; B25B 2251/66; B25B
51/108; B23P 15/00
See application file for complete search history.

(56) **References Cited**

U.S. PATENT DOCUMENTS

6,044,564 A * 4/2000 Jeltsch A01G 3/037
30/228
D570,660 S * 6/2008 Wang D8/61

D633,352 S * 3/2011 Davison, III D8/61
D633,765 S * 3/2011 Nakamura D8/61
D657,221 S * 4/2012 Isobe D8/61
D767,959 S * 10/2016 Sokat D8/61
D858,237 S * 9/2019 Haneishi D8/61
D859,949 S * 9/2019 Wason D8/61
D891,214 S * 7/2020 Lu D8/61
D907,978 S * 1/2021 Schaefer D8/61
2010/0192383 A1 * 8/2010 Ishiguro A01G 3/08
30/228
2015/0113810 A1 * 4/2015 Zurcher F16H 25/2021
30/228
2017/0359962 A1 * 12/2017 Ma A01G 3/037

* cited by examiner

Primary Examiner — Austin Murphy

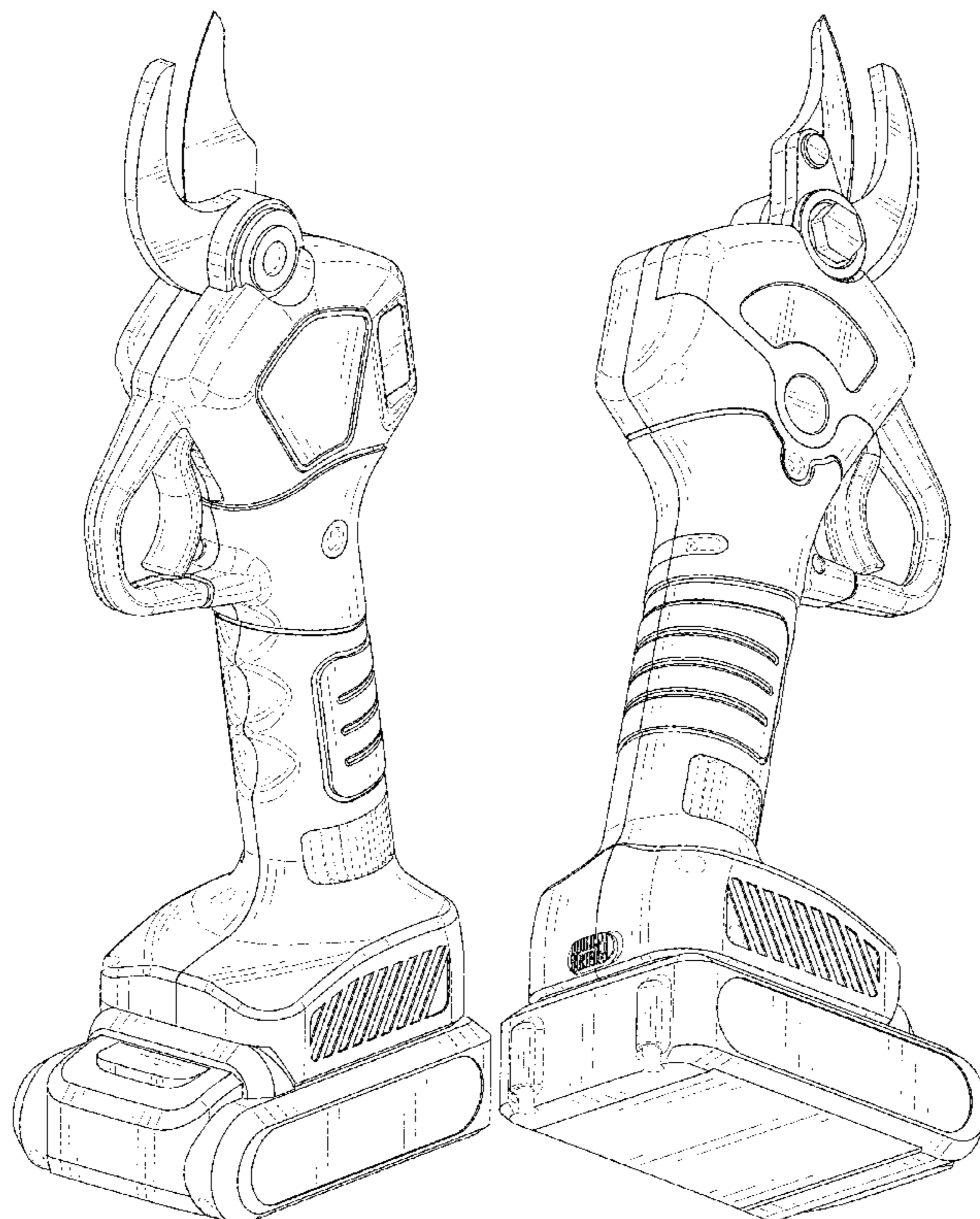
(57) **CLAIM**

The ornamental design for an electric scissor, as shown and described.

DESCRIPTION

FIG. 1 is a perspective view of an electric scissor showing my new design;
FIG. 2 is another perspective view thereof;
FIG. 3 is a front elevational view thereof;
FIG. 4 is a rear elevational view thereof;
FIG. 5 is a left side elevational view thereof;
FIG. 6 is a right side elevational view thereof;
FIG. 7 is a top plan view thereof; and,
FIG. 8 is a bottom plan view thereof.
The broken lines in the drawings depict portions of the electric scissor that form no part of the claimed design.

1 Claim, 8 Drawing Sheets






FIG. 1

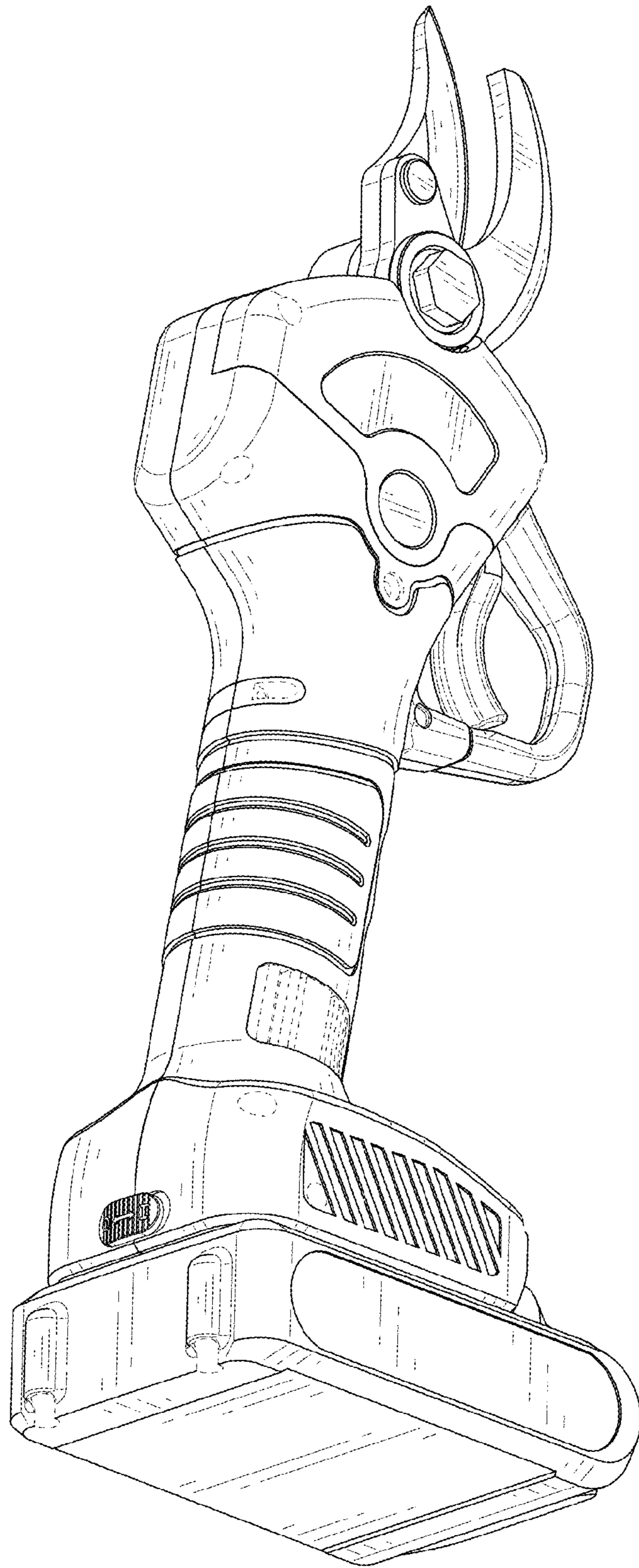


FIG. 2

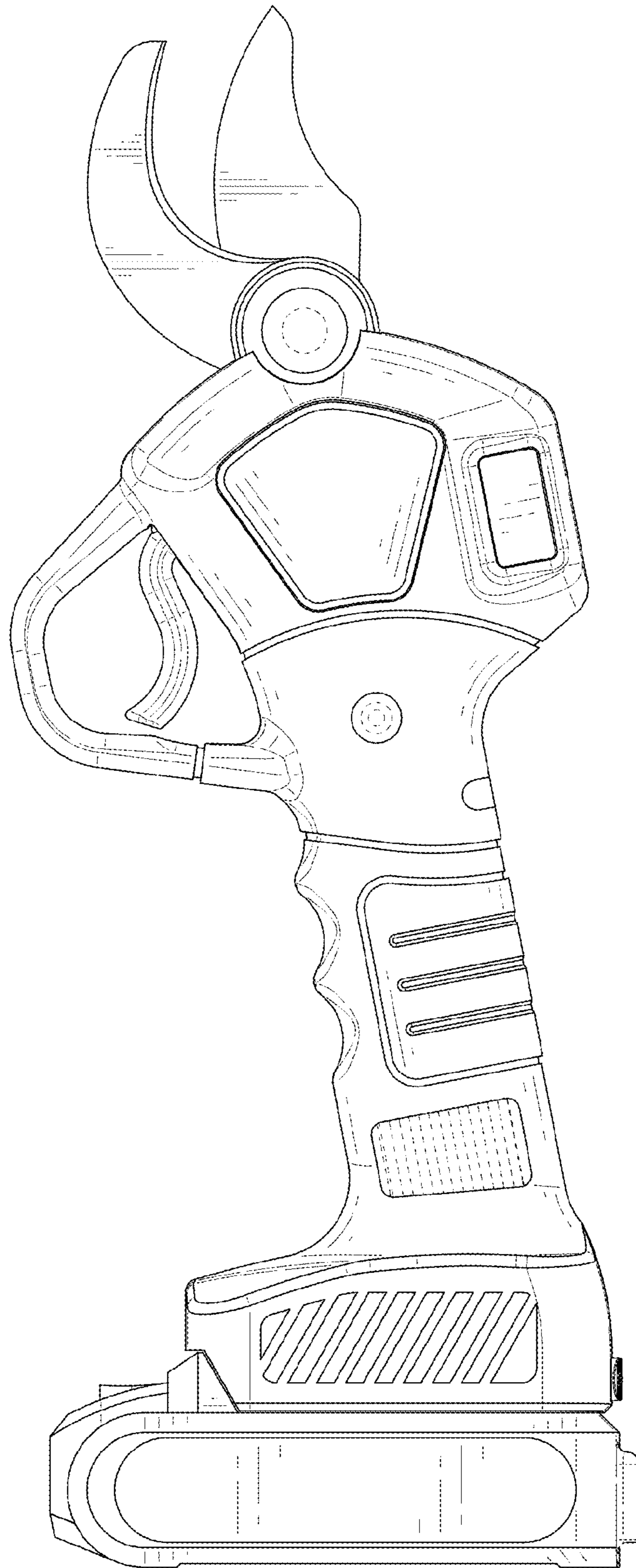


FIG. 3

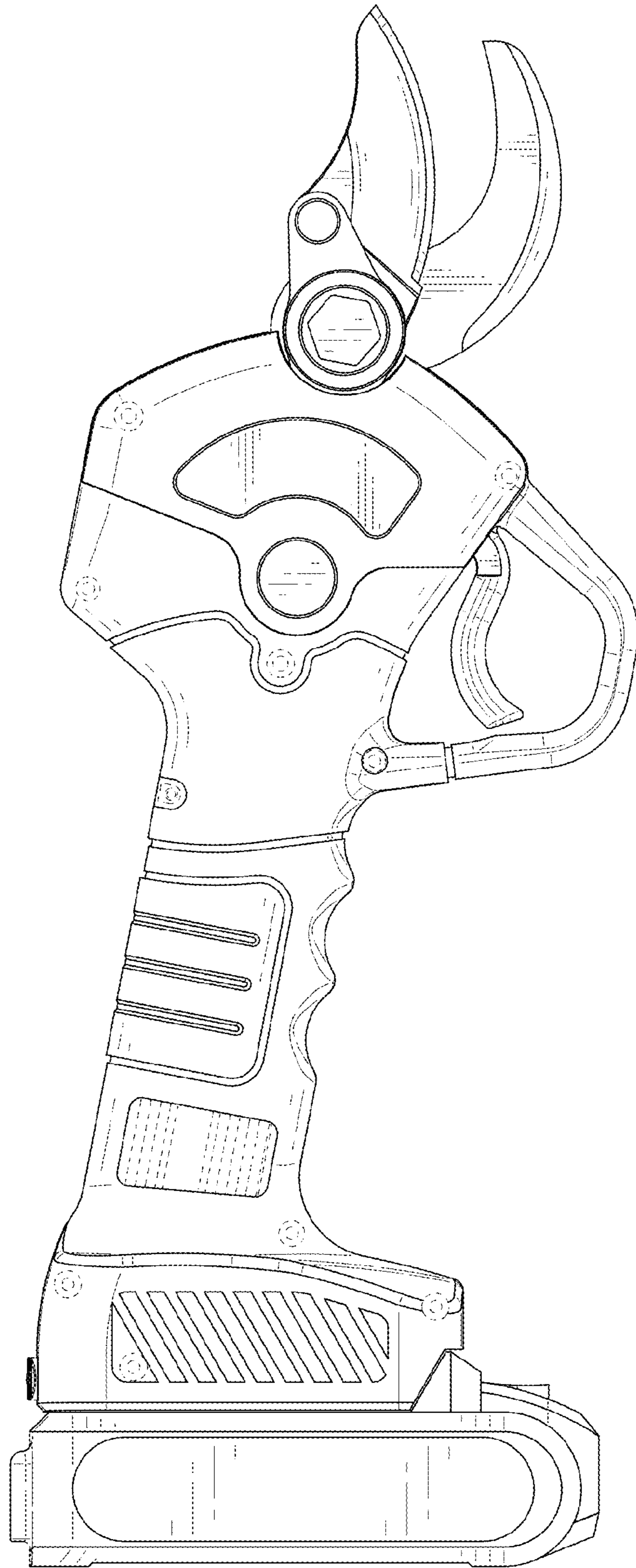


FIG. 4

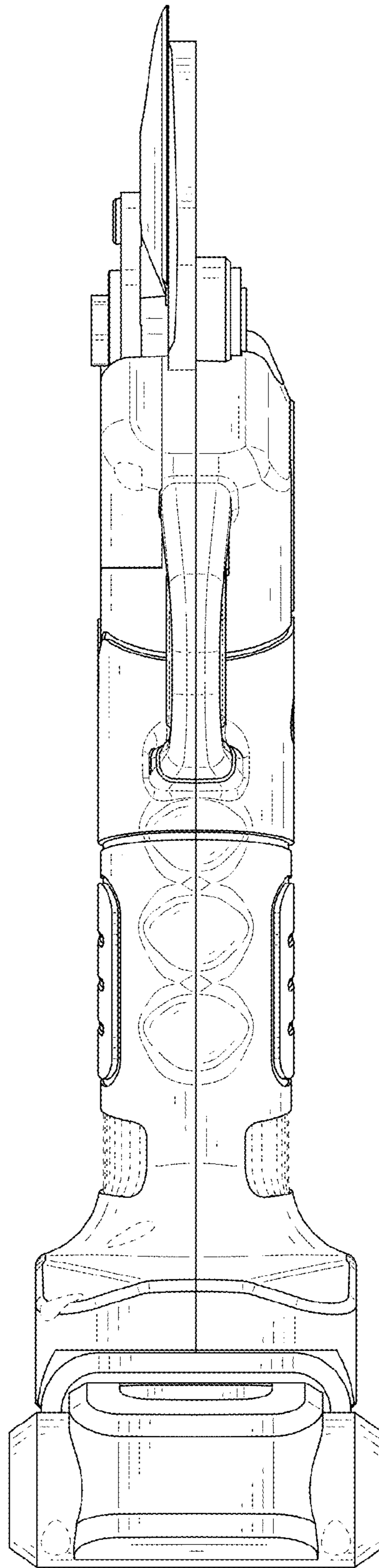


FIG. 5

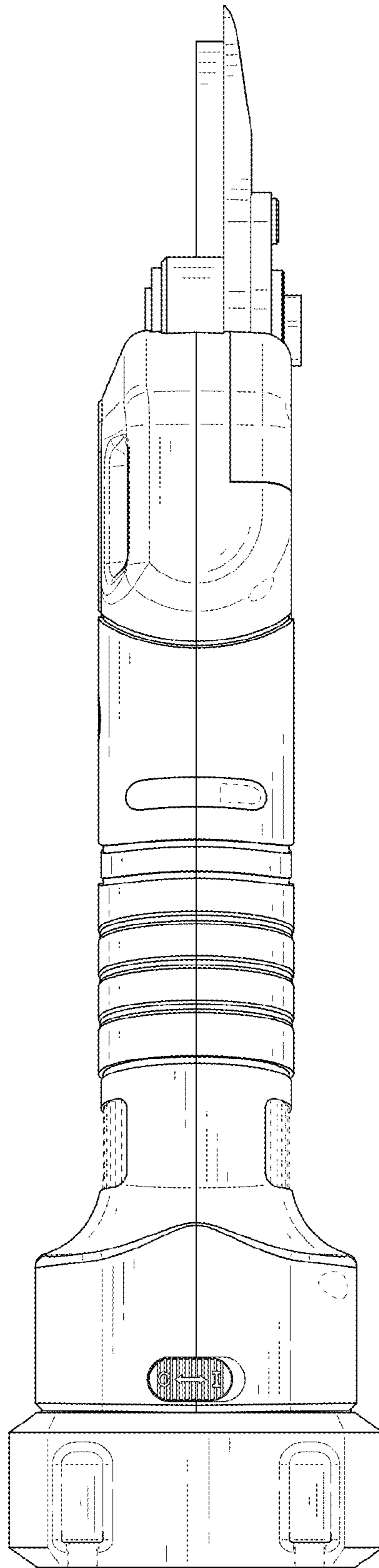


FIG. 6

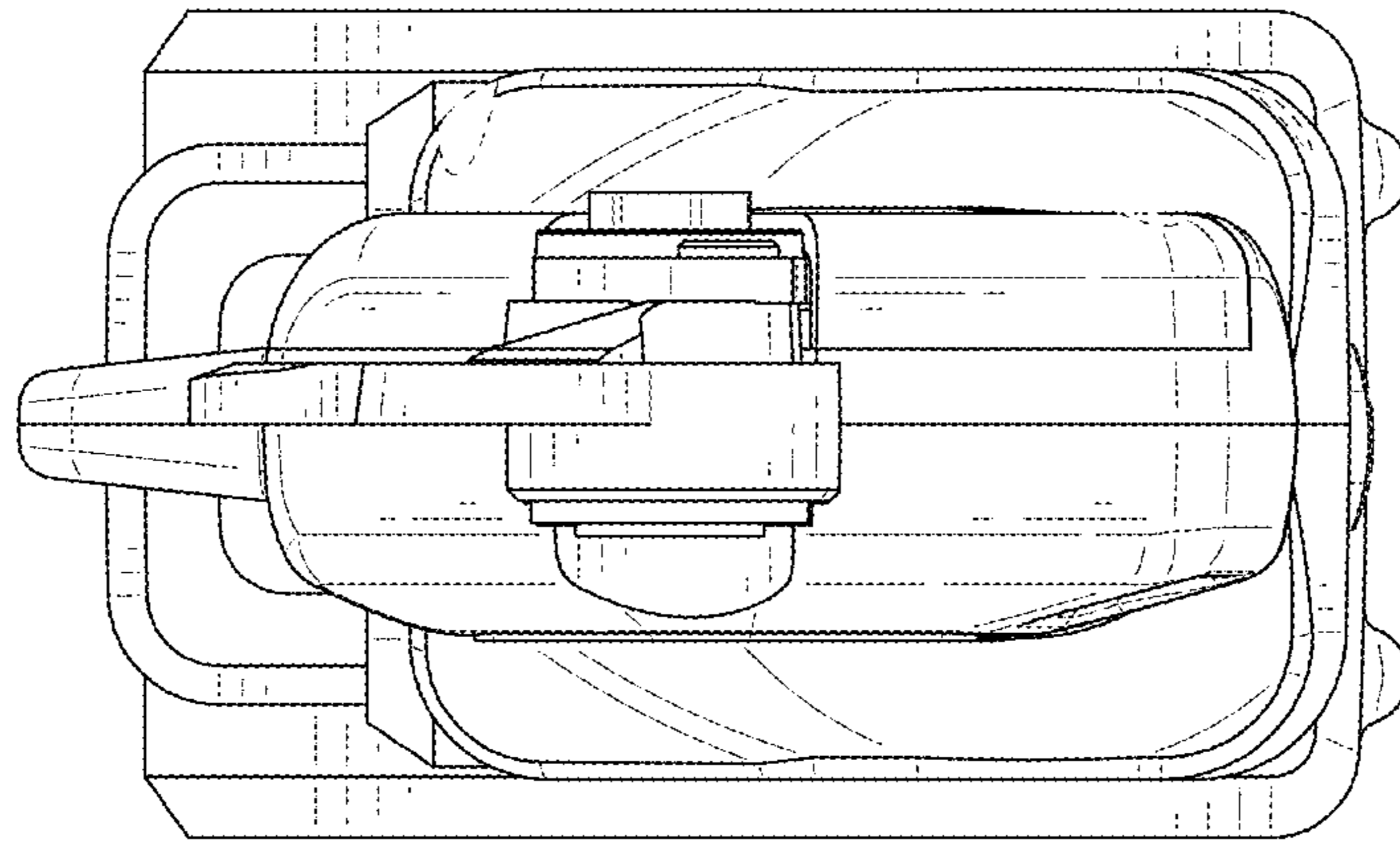


FIG. 7

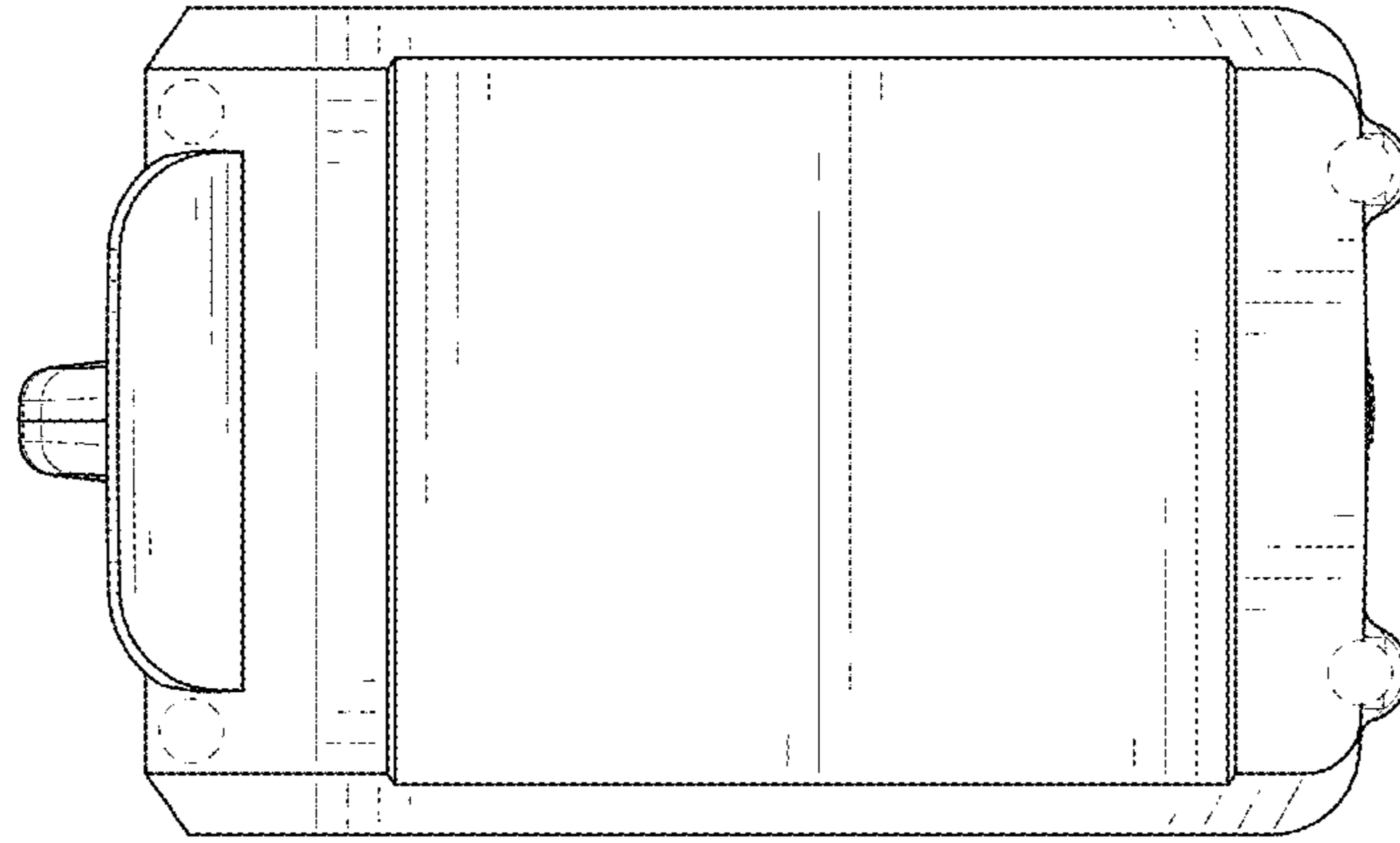


FIG. 8