



US00D926542S

(12) **United States Design Patent**
Mundhra

(10) **Patent No.:** **US D926,542 S**
(45) **Date of Patent:** **** Aug. 3, 2021**

- (54) **BLACK SAND MAGNET WITH POCKET CLIP**
- (71) Applicant: **Siya, Inc.**, Santa Fe Springs, CA (US)
- (72) Inventor: **Sudhir Mundhra**, Cerritos, CA (US)
- (73) Assignee: **Siya, Inc.**
- (**) Term: **15 Years**
- (21) Appl. No.: **29/720,933**
- (22) Filed: **Jan. 16, 2020**

Related U.S. Application Data

- (63) Continuation of application No. 15/709,243, filed on Sep. 19, 2017, now abandoned.
- (51) **LOC (13) Cl.** **08-05**
- (52) **U.S. Cl.**
USPC **D8/51**
- (58) **Field of Classification Search**
USPC D8/1, 14, 51; D10/46
See application file for complete search history.

(56) **References Cited**

U.S. PATENT DOCUMENTS

- 5,343,771 A * 9/1994 Turriff G01N 1/08
73/864.44
- 5,606,139 A * 2/1997 Wittig E21B 25/00
73/864.44
- 5,706,904 A * 1/1998 Turriff E02D 1/025
172/22
- 6,098,724 A * 8/2000 Ricker G01N 1/08
175/20

- 6,176,326 B1 * 1/2001 David G01N 1/08
175/20
- 6,393,926 B1 * 5/2002 Bowersox, Jr. B01L 3/0217
73/864.44
- 6,601,440 B1 * 8/2003 Chuang A01G 25/167
73/73
- D616,314 S * 5/2010 Akomolede D10/56
- 2019/0086298 A1 * 3/2019 Mundhra G01N 1/08

* cited by examiner

Primary Examiner — Philip S Hyder
(74) *Attorney, Agent, or Firm* — Pacifica IP

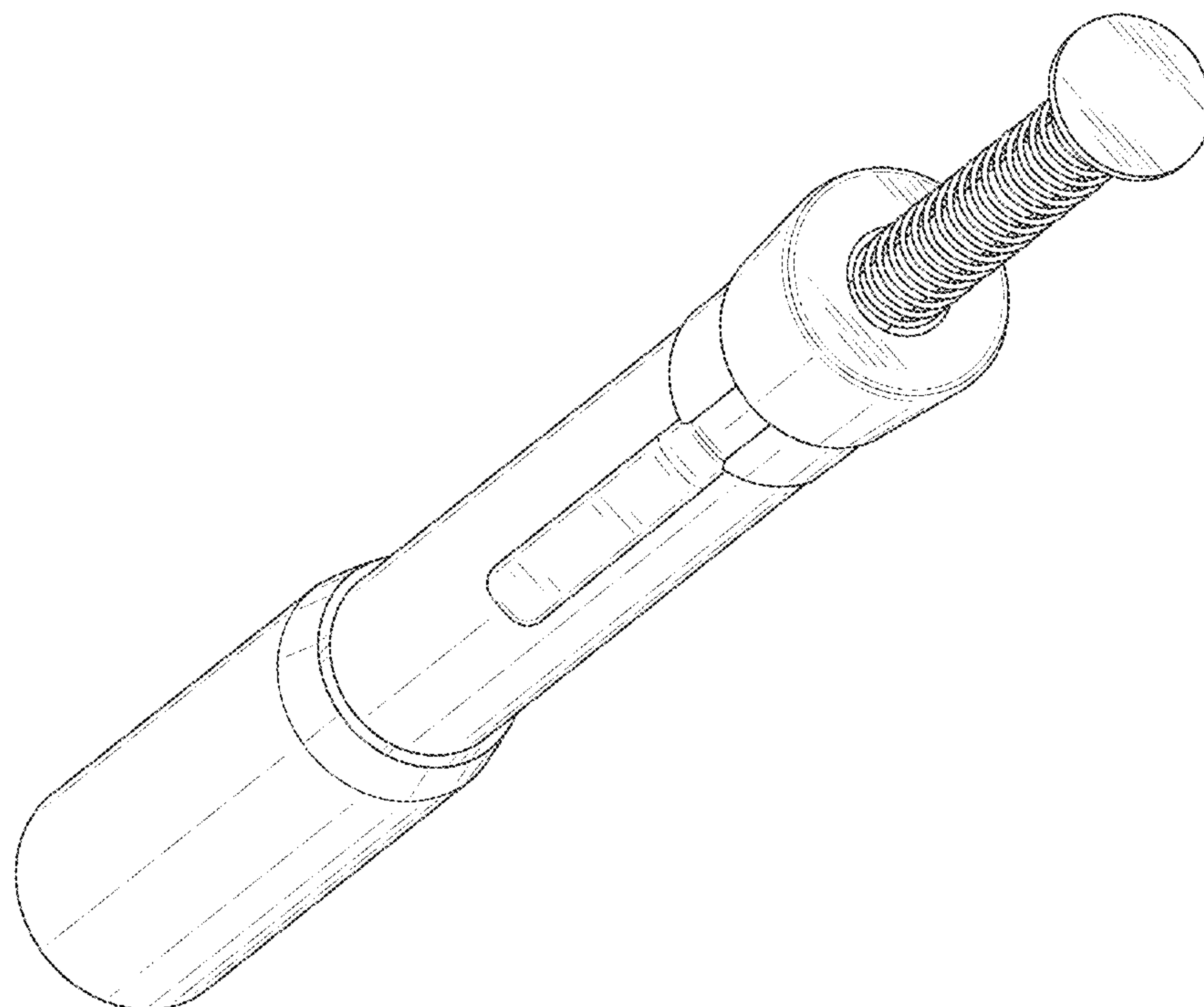
(57) **CLAIM**

The ornamental design for a black sand magnet with pocket clip, as shown and described.

DESCRIPTION

FIG. 1 shows a front perspective view of a black sand magnet with pocket clip;
 FIG. 2 shows a top plan view of the black sand magnet with pocket clip of FIG. 1;
 FIG. 3 shows a right elevation view of the black sand magnet with pocket clip of FIG. 1;
 FIG. 4 shows a left elevation view of the black sand magnet with pocket clip of FIG. 1;
 FIG. 5 shows a front elevation view of the black sand magnet with pocket clip of FIG. 1; and,
 FIG. 6 shows a rear elevation view of black sand magnet with pocket clip of FIG. 1.

1 Claim, 6 Drawing Sheets



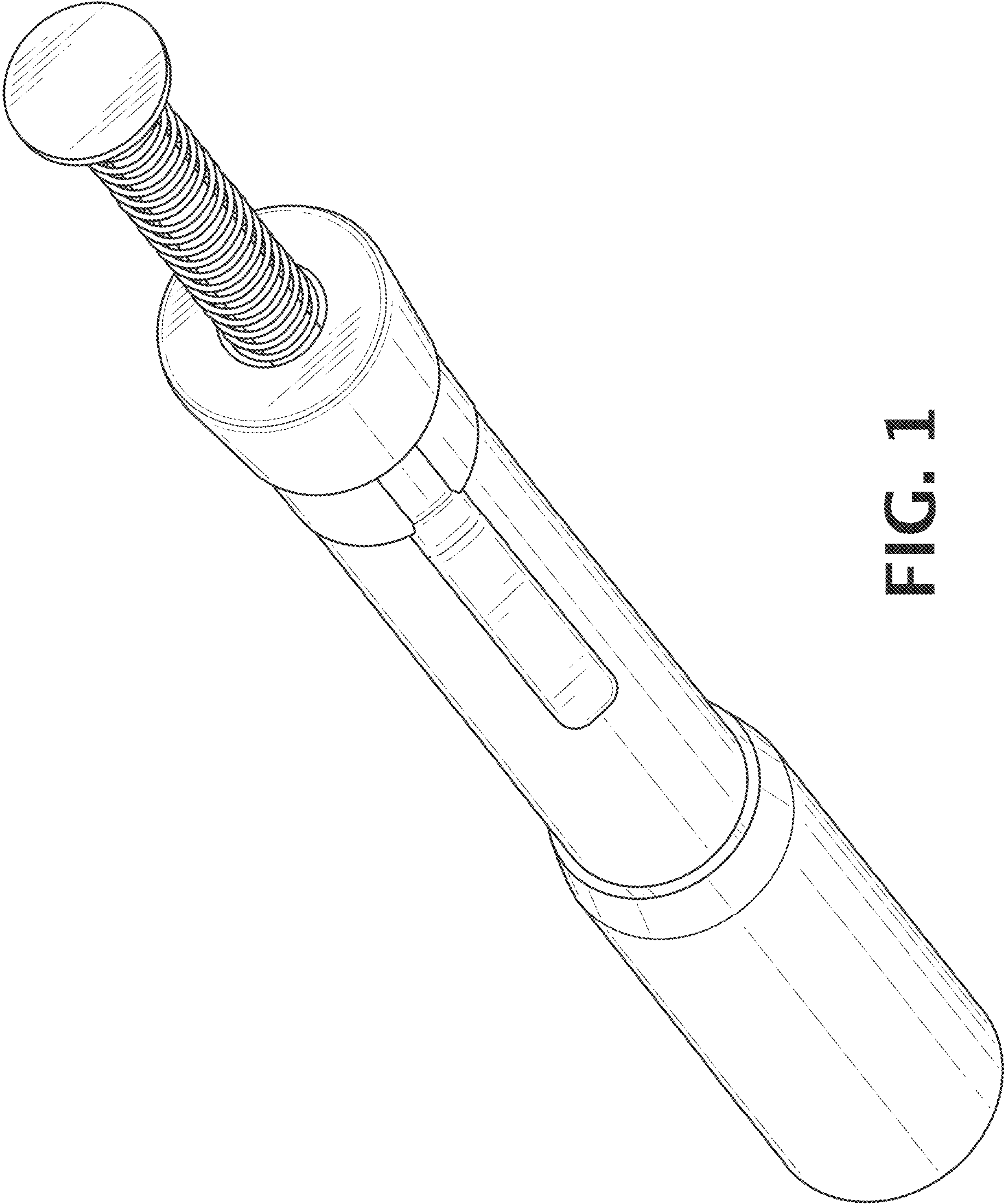


FIG. 1

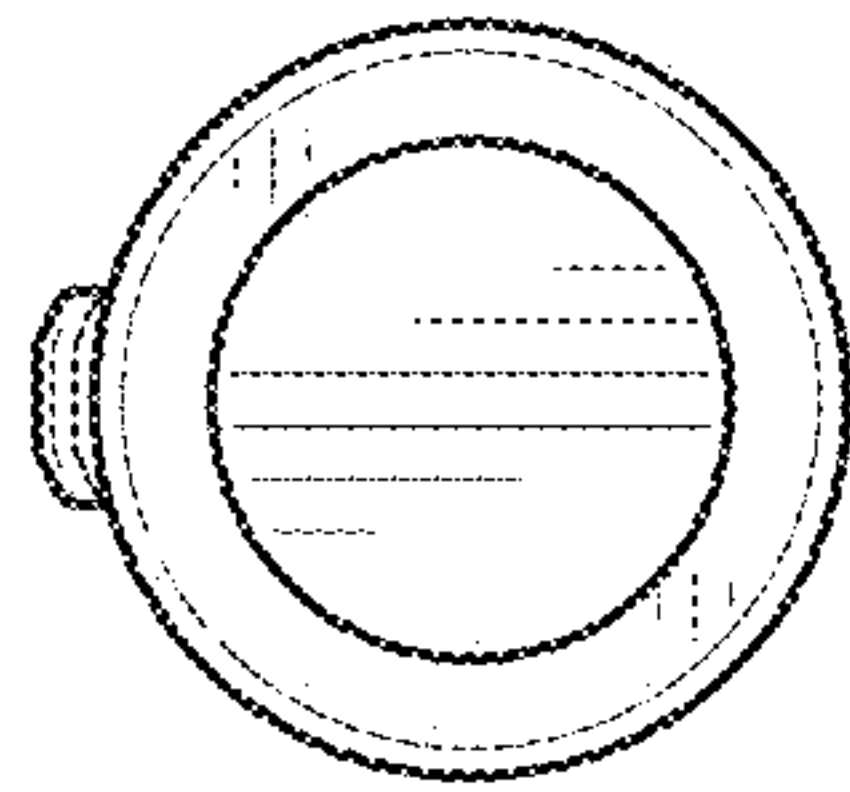


FIG. 2

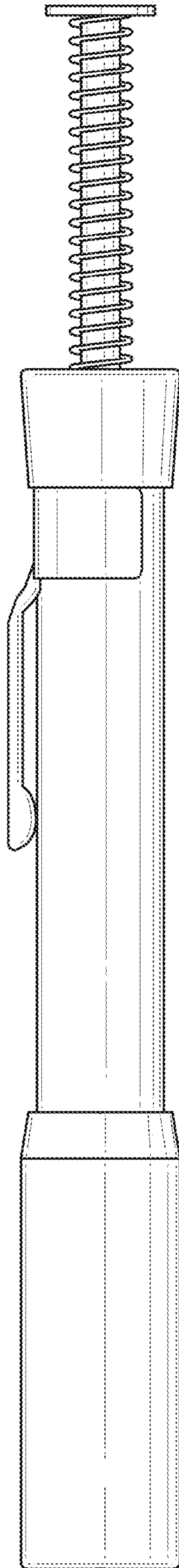


FIG. 3

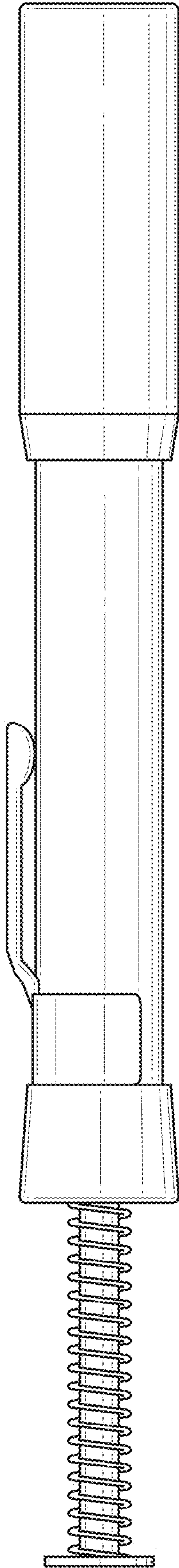


FIG. 4

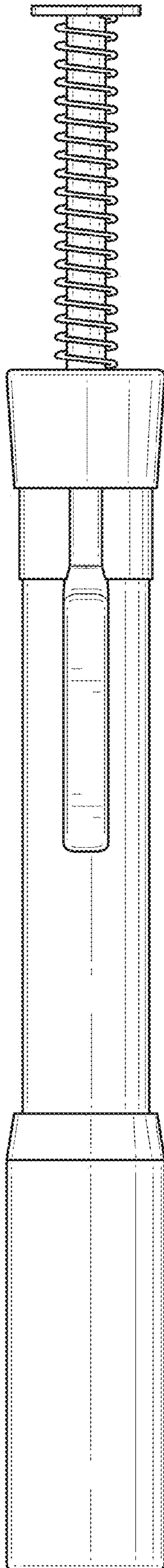


FIG. 5




FIG. 6