



US00D926538S

(12) **United States Design Patent** (10) **Patent No.:** **US D926,538 S**
Kim et al. (45) **Date of Patent:** **** Aug. 3, 2021**

(54) **SMART CUTTING BOARD**
(71) Applicant: **SAMSUNG ELECTRONICS CO., LTD.**, Suwon-si (KR)
(72) Inventors: **Eun Hye Kim**, Suwon-si (KR); **Tae Hwan Kim**, Suwon-si (KR); **Ji Hyun Bang**, Suwon-si (KR); **Dong Min Shin**, Suwon-si (KR); **Mi-Seon Hwang**, Suwon-si (KR)

D381,564 S * 7/1997 Kolada D7/698
D555,987 S * 11/2007 Williams D7/698
D584,117 S * 1/2009 Curtin D7/698
D616,700 S * 6/2010 Pourounidis D7/388
D652,695 S 1/2012 Lee et al.
D700,025 S * 2/2014 Murison D7/698
D701,095 S * 3/2014 Arvan D7/698
D789,028 S * 6/2017 Wynn D2/500
D838,200 S 1/2019 Jun Wei Li
D838,558 S * 1/2019 Huynh D7/669
D871,171 S * 12/2019 Xue D7/698

(73) Assignee: **SAMSUNG ELECTRONICS CO., LTD.**, Gyeonggi-Do (KR)

FOREIGN PATENT DOCUMENTS

(**) Term: **15 Years**

EM 0003933920007 11/2005
EM 0044670170001 11/2017
KR 300792029 5/2015

(21) Appl. No.: **29/730,275**

* cited by examiner

(22) Filed: **Apr. 2, 2020**

Primary Examiner — Ricky Pham

(30) **Foreign Application Priority Data**

(74) *Attorney, Agent, or Firm* — Cantor Colburn LLP

Oct. 14, 2019 (KR) 30-2019-0048793

(51) **LOC (13) Cl.** **07-04**

(52) **U.S. Cl.**
USPC **D7/698**

(58) **Field of Classification Search**
USPC D2/500; D7/388, 543, 549, 550.1, 586, D7/669, 698-699; D32/55-57
CPC A47J 47/00; A47J 47/005; A47J 47/20; B26D 7/0006; B26D 7/018; B26D 7/20; B23D 21/00; B23K 37/04; B23K 37/053; B23Q 16/001
See application file for complete search history.

(57) **CLAIM**

The ornamental design for a smart cutting board, as shown and described.

(56) **References Cited**

U.S. PATENT DOCUMENTS

D259,166 S * 5/1981 Krusche D7/549
4,907,789 A * 3/1990 Tice A47J 47/005
269/13

DESCRIPTION

FIG. 1 is a front perspective view of a smart cutting board, showing our new design;
FIG. 2 is a front view thereof;
FIG. 3 is a rear view thereof;
FIG. 4 is a left-side view thereof;
FIG. 5 is a right-side view thereof;
FIG. 6 is a top view thereof; and,
FIG. 7 is a bottom view thereof.
The broken lines illustrating portions of the smart cutting board form no part of the claimed design.

1 Claim, 7 Drawing Sheets

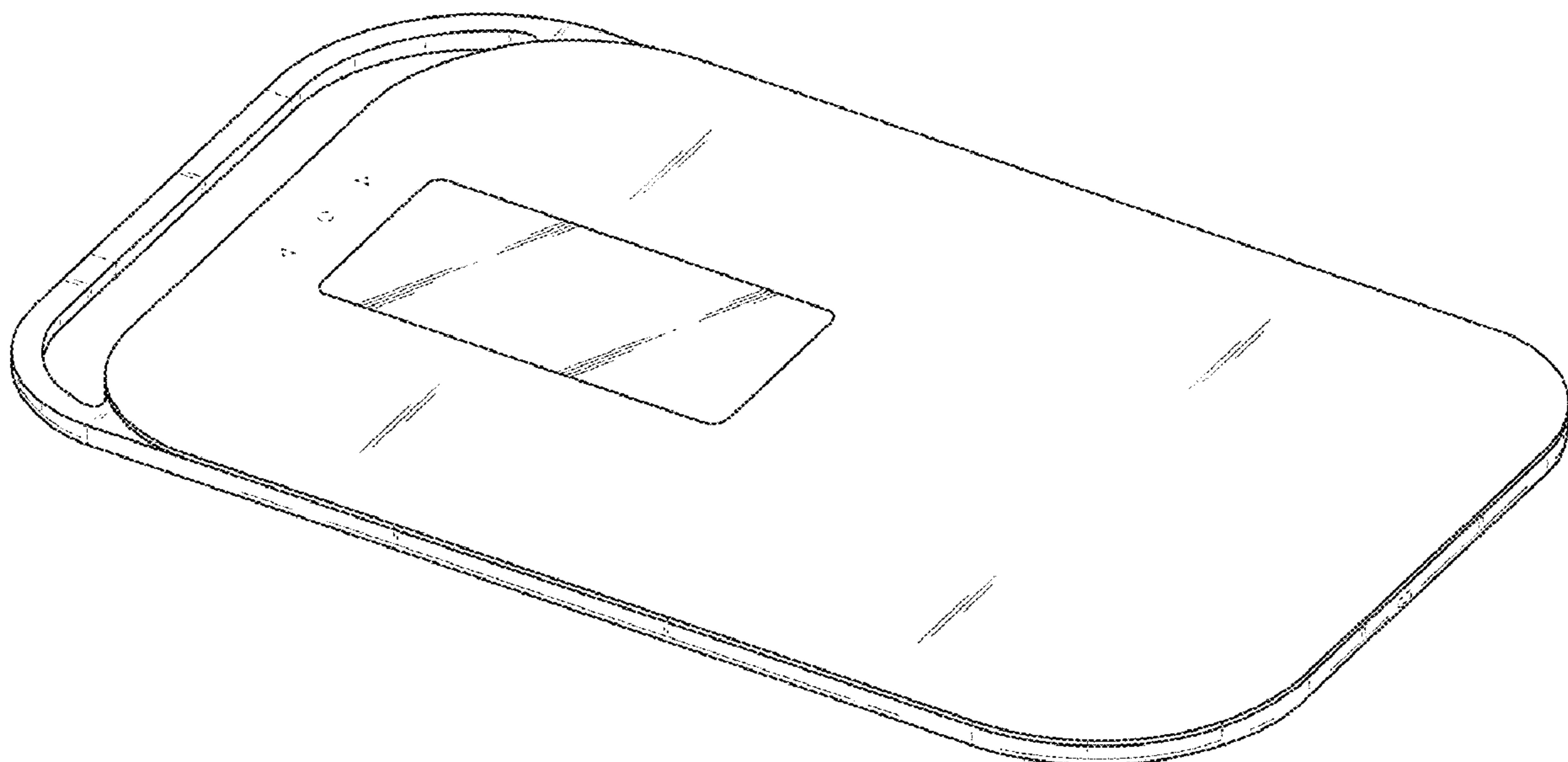


FIG. 1

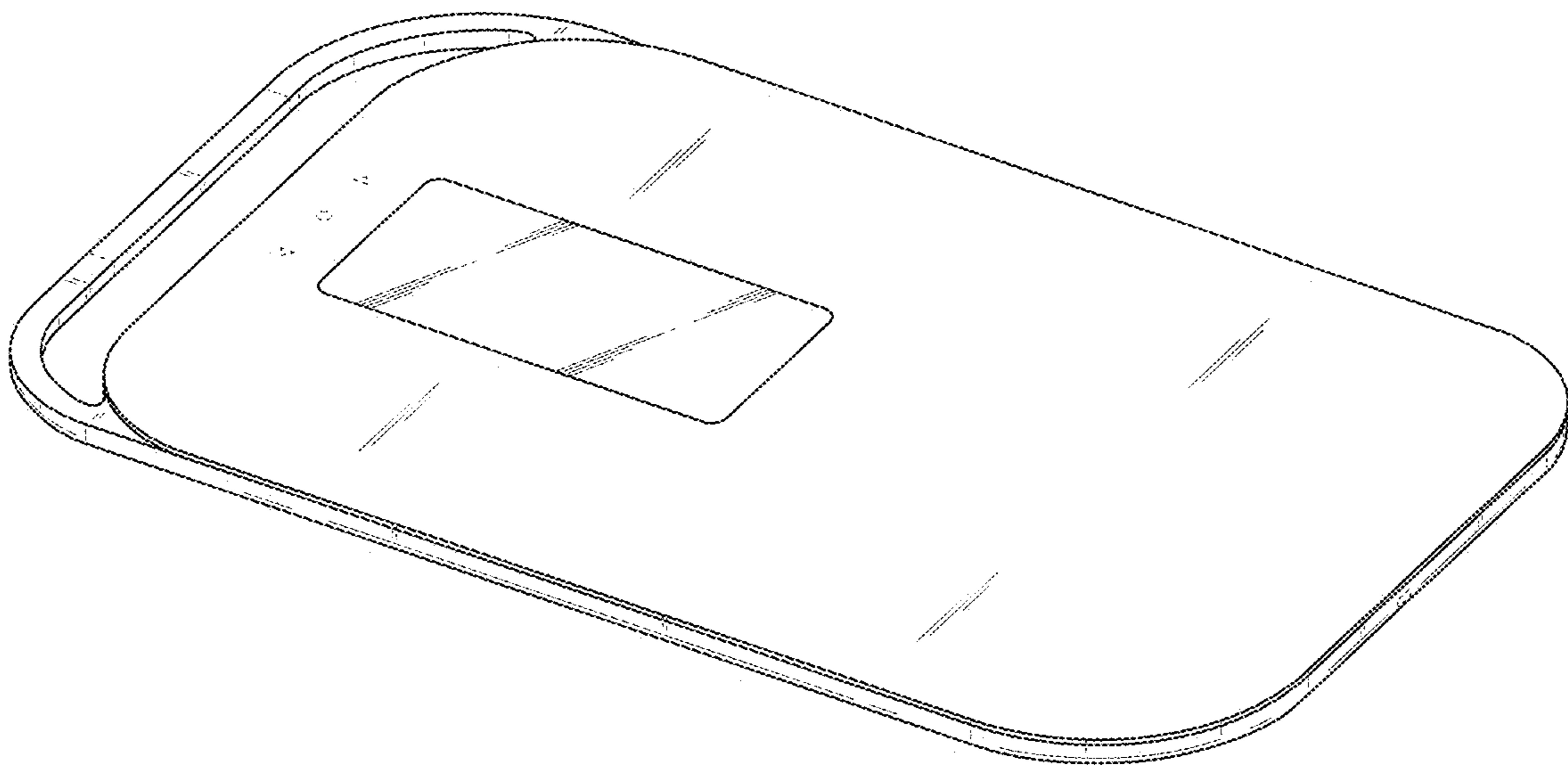


FIG. 2

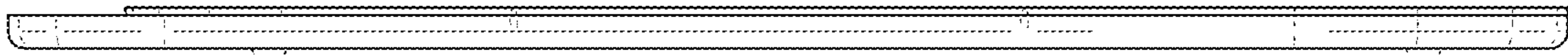


FIG. 3




FIG. 4




FIG. 5

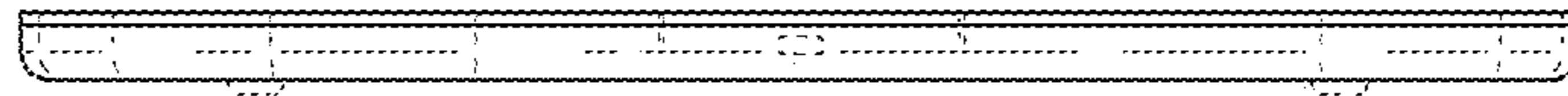


FIG. 6

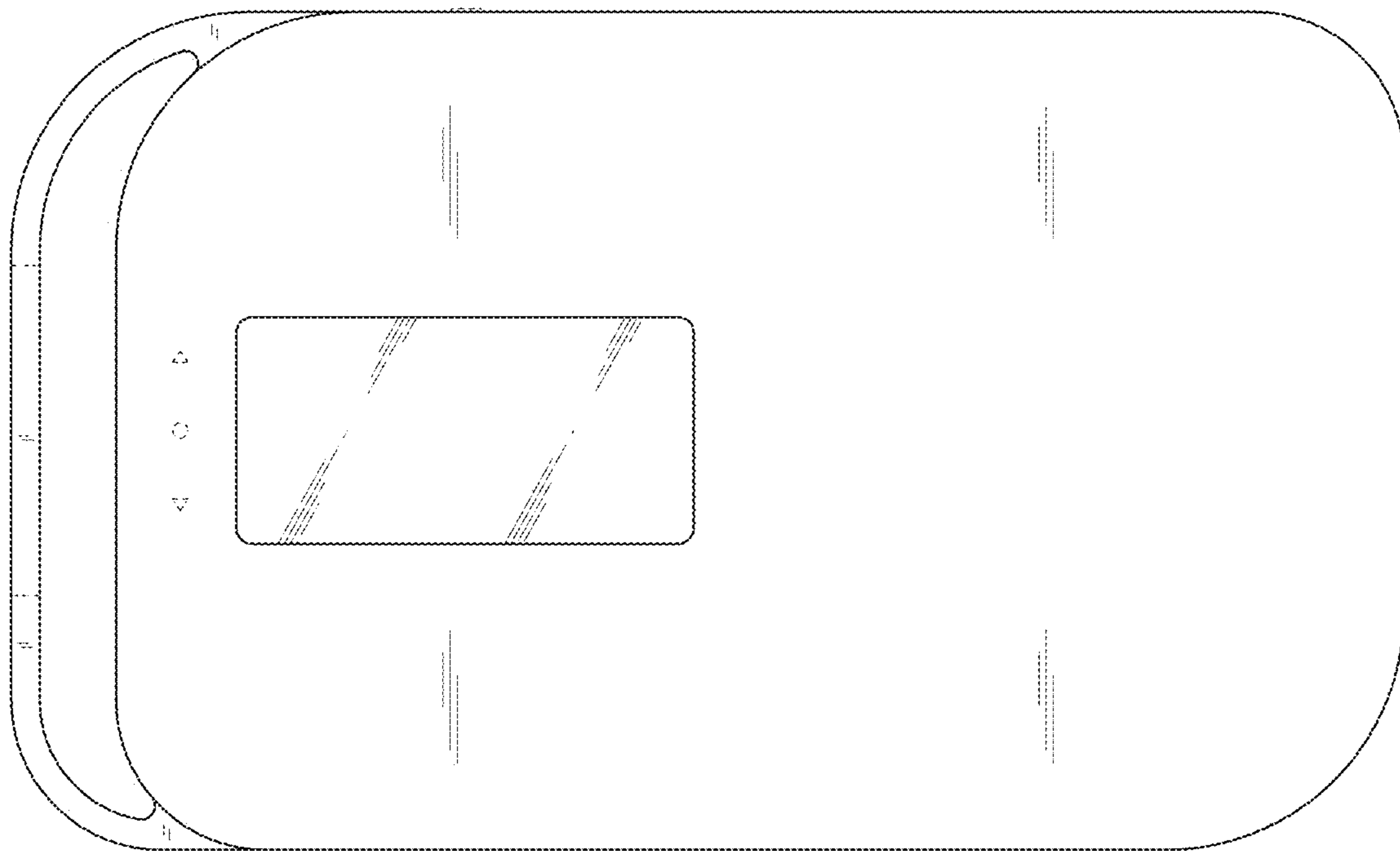


FIG. 7

