

US00D926534S

(12) **United States Design Patent** (10) **Patent No.:** **US D926,534 S**
Otsuka et al. (45) **Date of Patent:** **** Aug. 3, 2021**

(54) **KITCHEN KNIFE**
(71) Applicant: **KAI R&D CENTER CO., LTD.,**
Gifu-ken (JP)
(72) Inventors: **Jun Otsuka, Seki (JP); Tommie**
Richard Lucas, Jr., Seki (JP)
(73) Assignee: **KAI R&D CENTER CO., LTD.,**
Gifu-ken (JP)

(**) Term: **15 Years**
(21) Appl. No.: **35/509,219**

(22) Filed: **Mar. 26, 2020**

(80) **Hague Agreement Data**
Int. Filing Date: **Mar. 26, 2020**
Int. Reg. No.: **DM/207432**
Int. Reg. Date: **Mar. 26, 2020**
Int. Reg. Pub. Date: **May 1, 2020**

(30) **Foreign Application Priority Data**
Feb. 4, 2020 (JP) 2020-002041
Feb. 4, 2020 (JP) 2020-002042

(51) **LOC (13) Cl.** **07-03**
(52) **U.S. Cl.**
USPC **D7/649**

(58) **Field of Classification Search**
USPC D7/649-650
CPC .. B26B 3/03; B26B 9/00; A47G 21/02; A47G
21/14; A47G 21/00
See application file for complete search history.

(56) **References Cited**
U.S. PATENT DOCUMENTS

D125,774 S * 3/1941 Madan D7/650
D358,968 S * 6/1995 Hirai D7/649

D579,731 S * 11/2008 Ono D7/649
D678,734 S * 3/2013 Harris D7/649
D713,215 S * 9/2014 Bird D7/649
D833,231 S * 11/2018 Simha D7/650
D859,937 S * 9/2019 Chen D7/649
D891,882 S * 8/2020 Almazan D7/649
D896,593 S * 9/2020 Tarrerias D7/649

* cited by examiner

Primary Examiner — Michael A. Pratt

(57) **CLAIM**

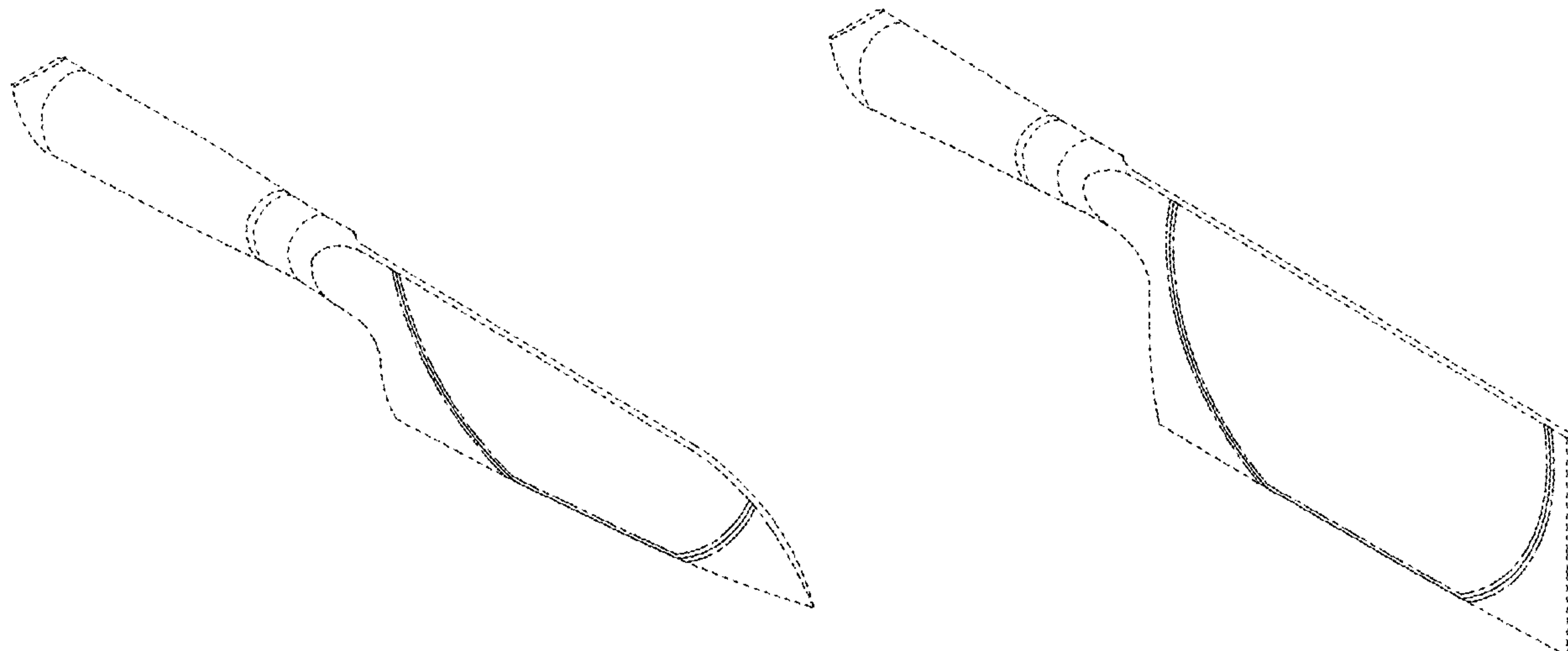
The ornamental design for kitchen knife, as shown and described.

DESCRIPTION

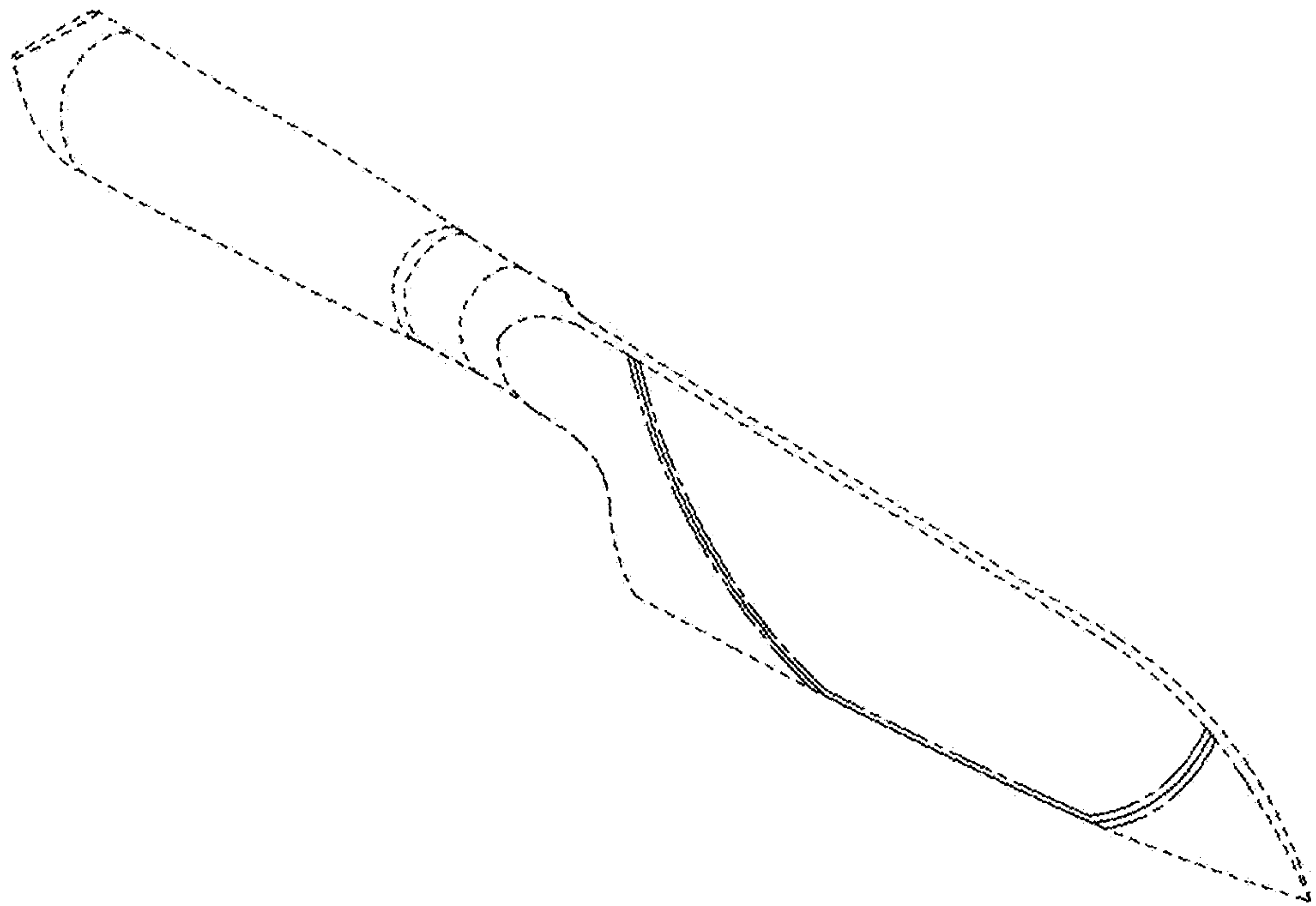
- 1.-2. Kitchen knife
- 1.1 : Perspective
- 1.2 : Front
- 1.3 : Bottom
- 1.4 : Enlarged right view
- 1.5 : Partial enlarged bottom view
- 1.6 : Partial enlarged bottom view
- 1.7 : Enlarged cross-sectional view
- 1.8 : Back
- 1.9 : Top
- 2.1 : Perspective
- 2.2 : Front
- 2.3 : Bottom
- 2.4 : Back
- 2.5 : Partial enlarged bottom view
- 2.6 : Partial enlarged bottom view
- 2.7 : Enlarged cross-sectional view
- 2.8 : Right
- 2.9 : Top

The broken lines in the drawings form no part of the claimed designs; the dash-dotted lines in the drawings represent the unclaimed boundaries; drawing nos. 1.7 and 2.7 are vertical cross-sectional views taken along an almost central plane of the blade in each front view.

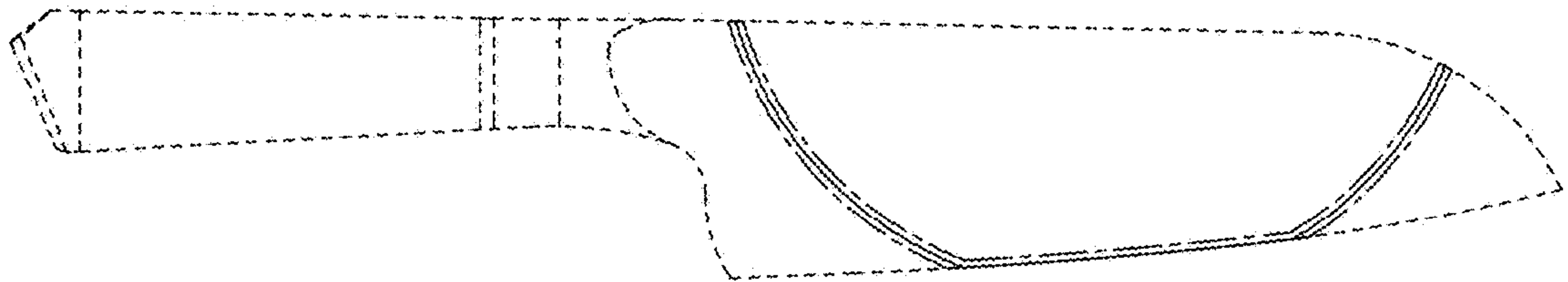
1 Claim, 18 Drawing Sheets



1.1



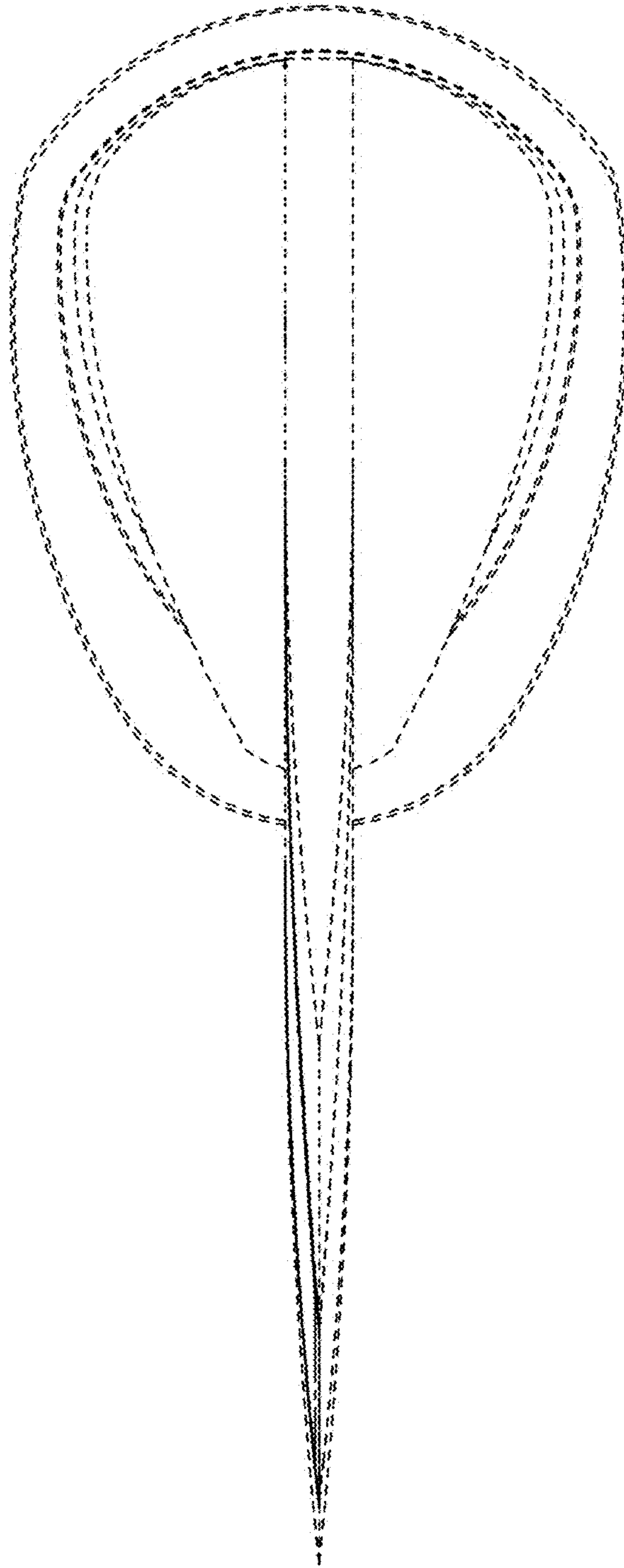
1.2



13




1.4




1.5




1.6



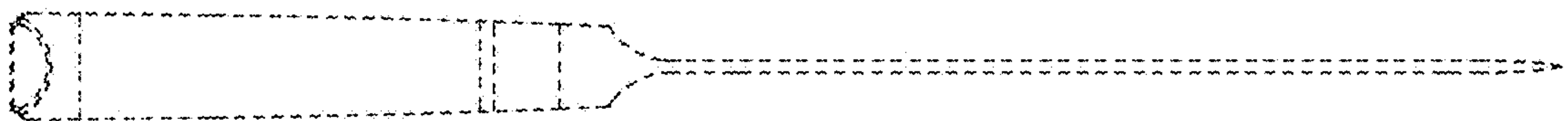
1.7



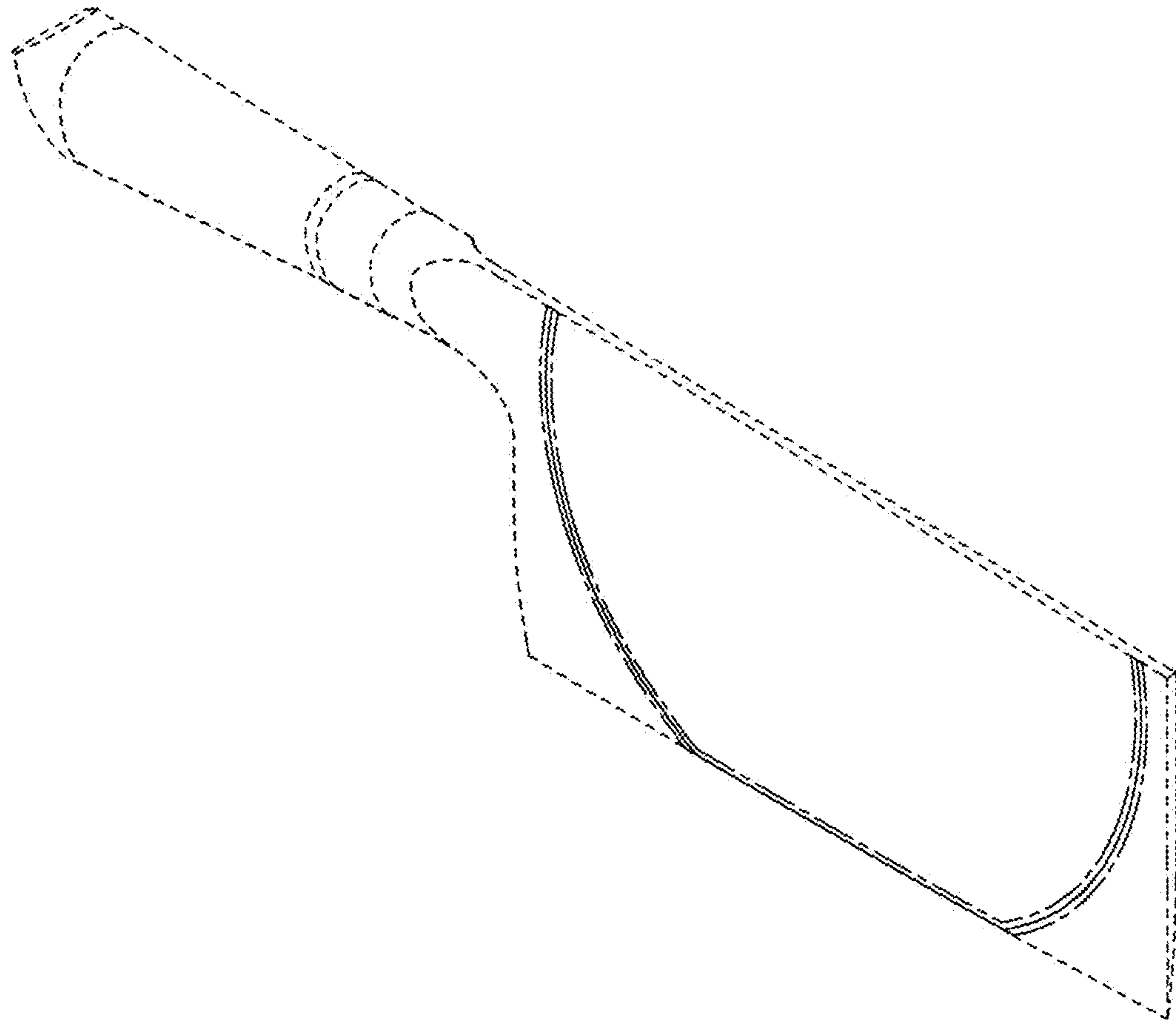
1.8



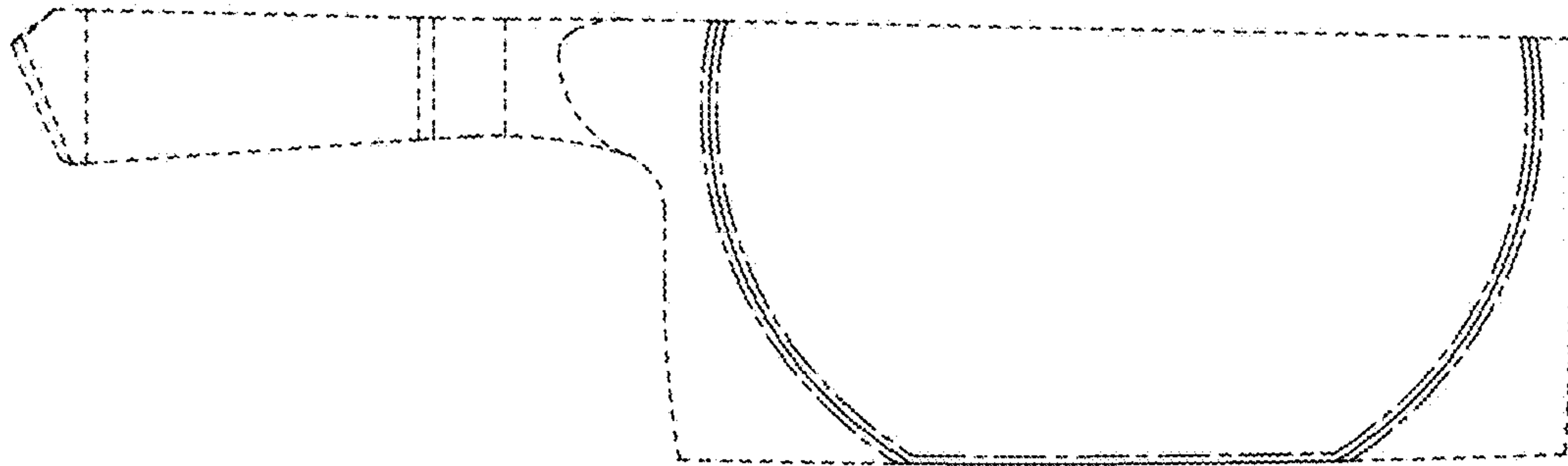
1.9




2.1



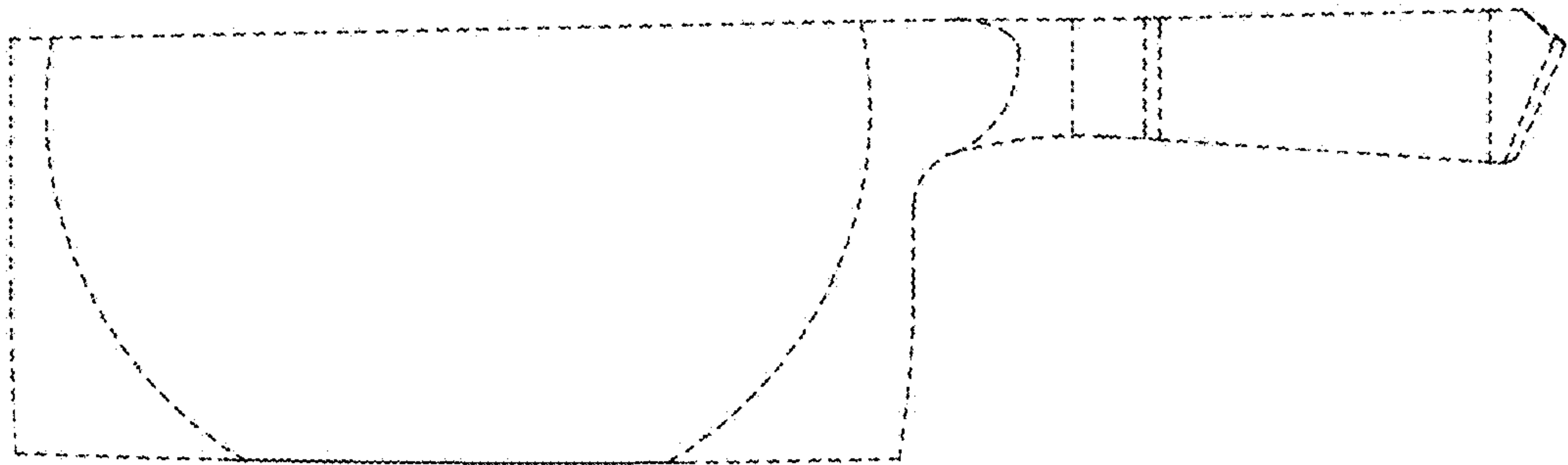
2.2




2.3




2.4



2.5



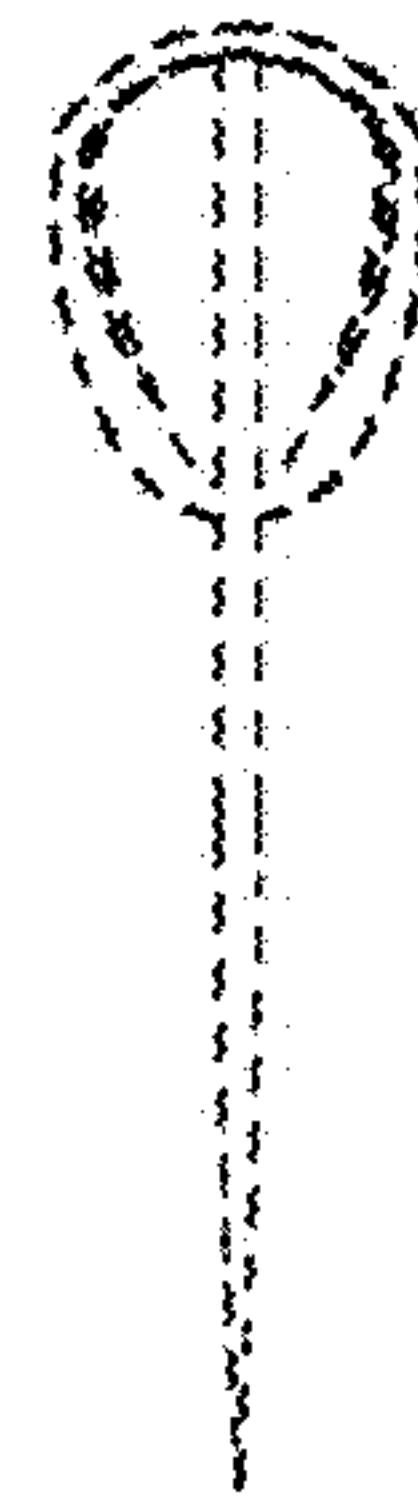
2.6



2.7



2.8



2.9

