



US00D926529S

(12) **United States Design Patent** (10) **Patent No.:** **US D926,529 S**
Mayer (45) **Date of Patent:** **** Aug. 3, 2021**

(54) **TRAY**
(71) Applicant: **Simone Mayer**, Miami, FL (US)
(72) Inventor: **Simone Mayer**, Miami, FL (US)
(**) Term: **15 Years**
(21) Appl. No.: **29/712,117**
(22) Filed: **Nov. 5, 2019**
(51) **LOC (13) Cl.** **07-01**
(52) **U.S. Cl.**
USPC **D7/554.3**
(58) **Field of Classification Search**
USPC D7/500, 550.1, 554.2, 554.3, 586-587,
D7/601-602; D30/129; D3/304
CPC A47G 19/02; A47G 19/06; A47G 23/06;
A47G 23/0608; B65D 1/00; B65D 5/00;
B65D 5/42; B65D 11/00; B65D 11/20;
B65D 21/00
See application file for complete search history.

(56) **References Cited**
U.S. PATENT DOCUMENTS

D407,948 S *	4/1999	Indekeu	D7/553.3
D459,146 S *	6/2002	Klock	D7/391
D469,660 S *	2/2003	Kortleven	D7/587
D521,808 S *	5/2006	Kilders	D7/500
D565,905 S *	4/2008	Valderrama	D7/500
D570,649 S *	6/2008	Luft	D7/566
D584,923 S *	1/2009	Scherer	D7/554.3
D603,651 S *	11/2009	Mishan	D7/409

D604,107 S *	11/2009	Haas	D7/543
D646,123 S *	10/2011	Hering	D7/584
D694,904 S *	12/2013	Banes	D24/224
D708,892 S *	7/2014	Henry	D7/359
D792,744 S *	7/2017	Wu	D7/587
D801,752 S *	11/2017	Mishan	D7/554.3
D816,396 S *	5/2018	Eades	D7/391
D837,603 S *	1/2019	Ribeiro-Ramalhosa	D7/584
D837,604 S *	1/2019	Ribeiro-Ramalhosa	D7/584
2011/0114638 A1 *	5/2011	Kettner	B65D 43/021 220/260

* cited by examiner

Primary Examiner — Kelley A Donnelly
(74) *Attorney, Agent, or Firm* — Fross Zelnick Lehrman & Zissu, P.C.; Lawrence E. Apolzon, Esq.

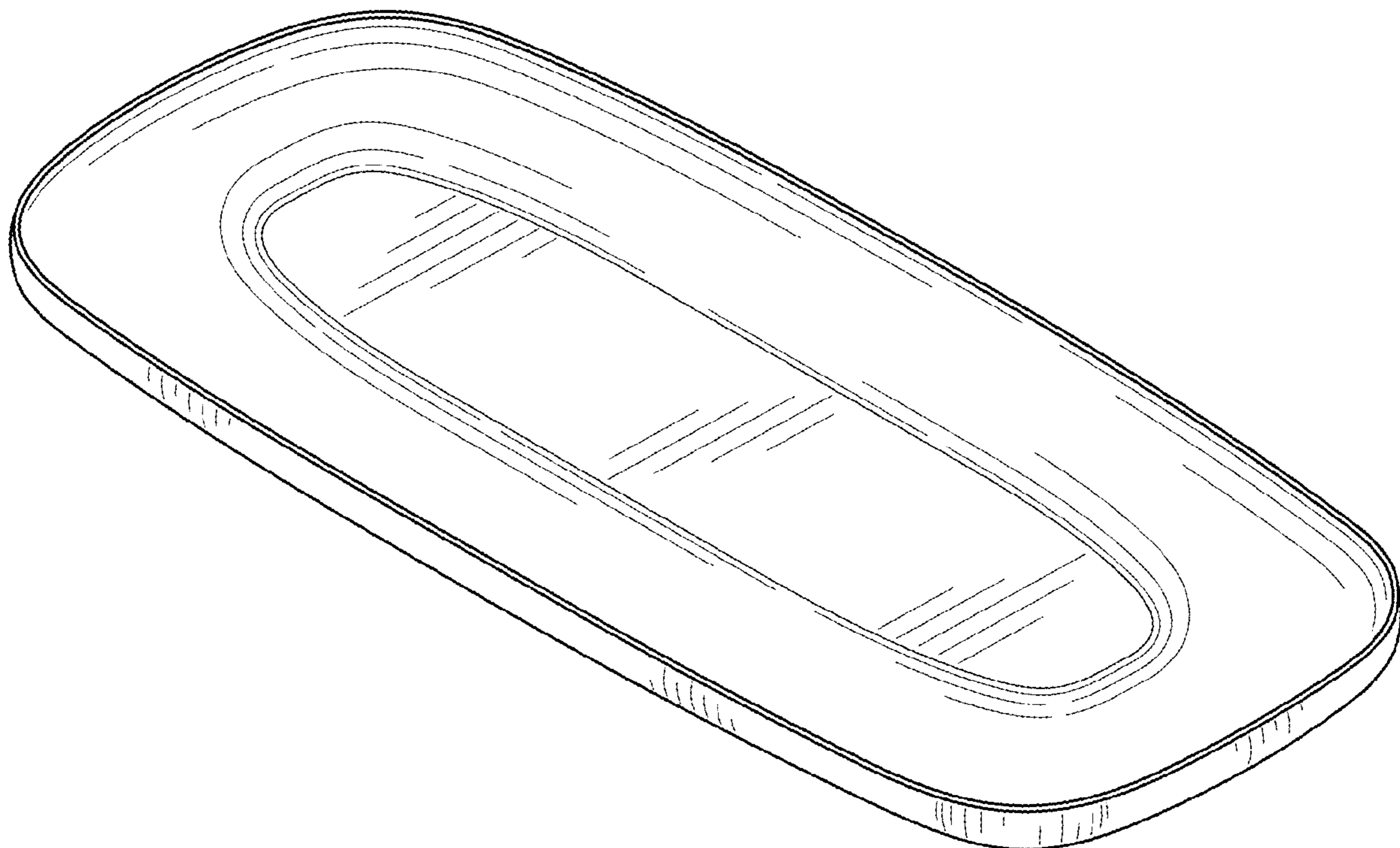
(57) **CLAIM**

The ornamental design for a tray, as shown and described.

DESCRIPTION

FIG. 1 is a front perspective view of a tray showing my new design;
FIG. 2 is a front view thereof;
FIG. 3 is a back view thereof;
FIG. 4 is a right side view thereof;
FIG. 5 is a left side view thereof;
FIG. 6 is a top view thereof;
FIG. 7 is a bottom view thereof; and,
FIG. 8 is a front cross-sectional view of my new design.

1 Claim, 4 Drawing Sheets



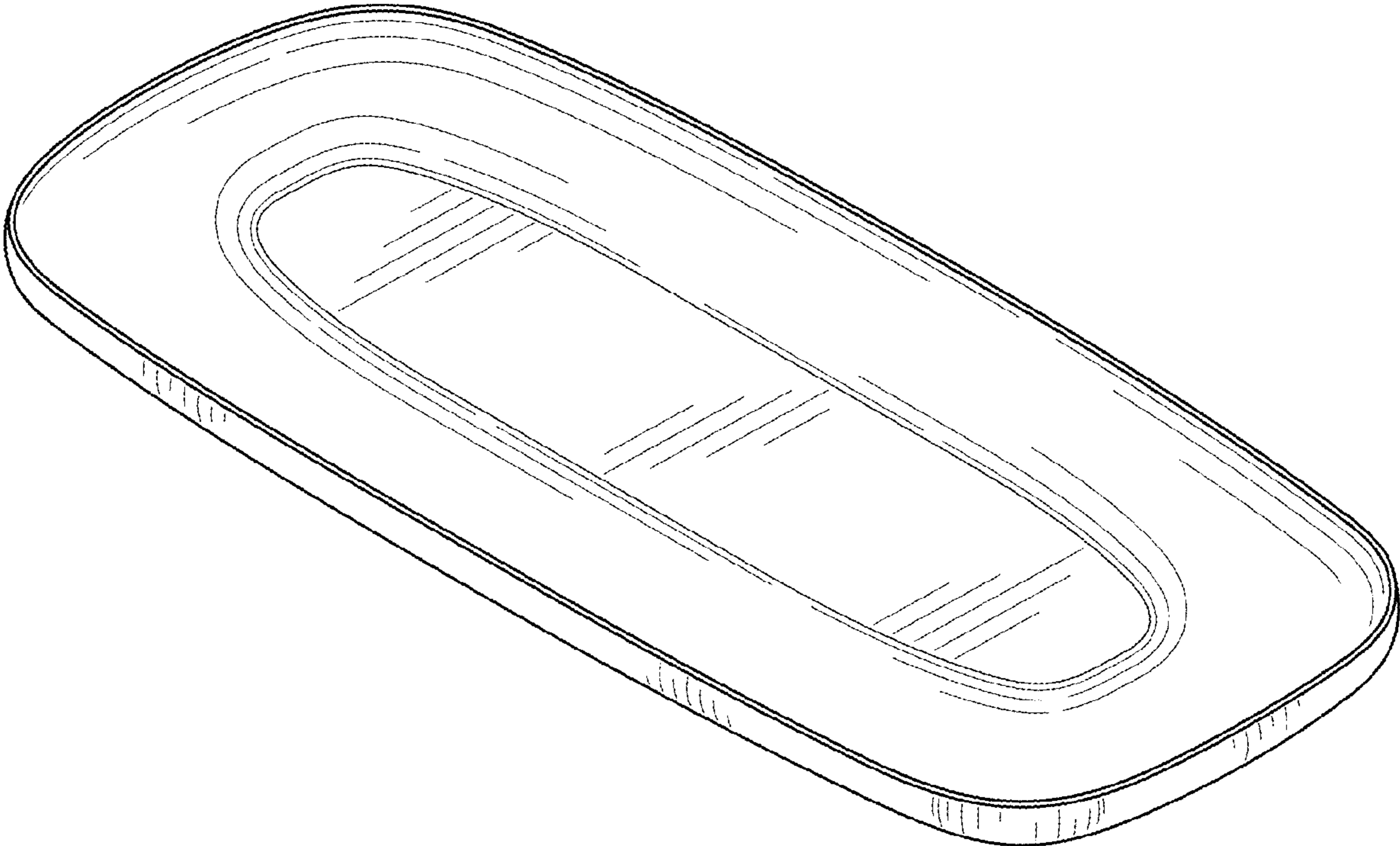


FIG. 1



FIG. 2



FIG. 3

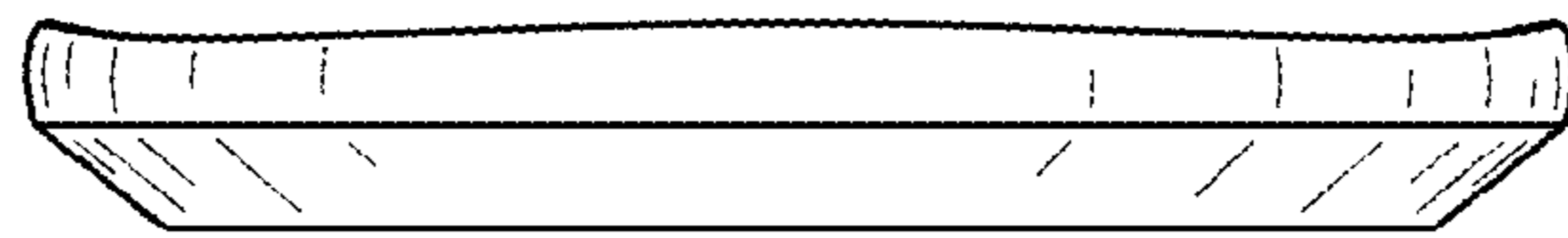


FIG. 4



FIG. 5

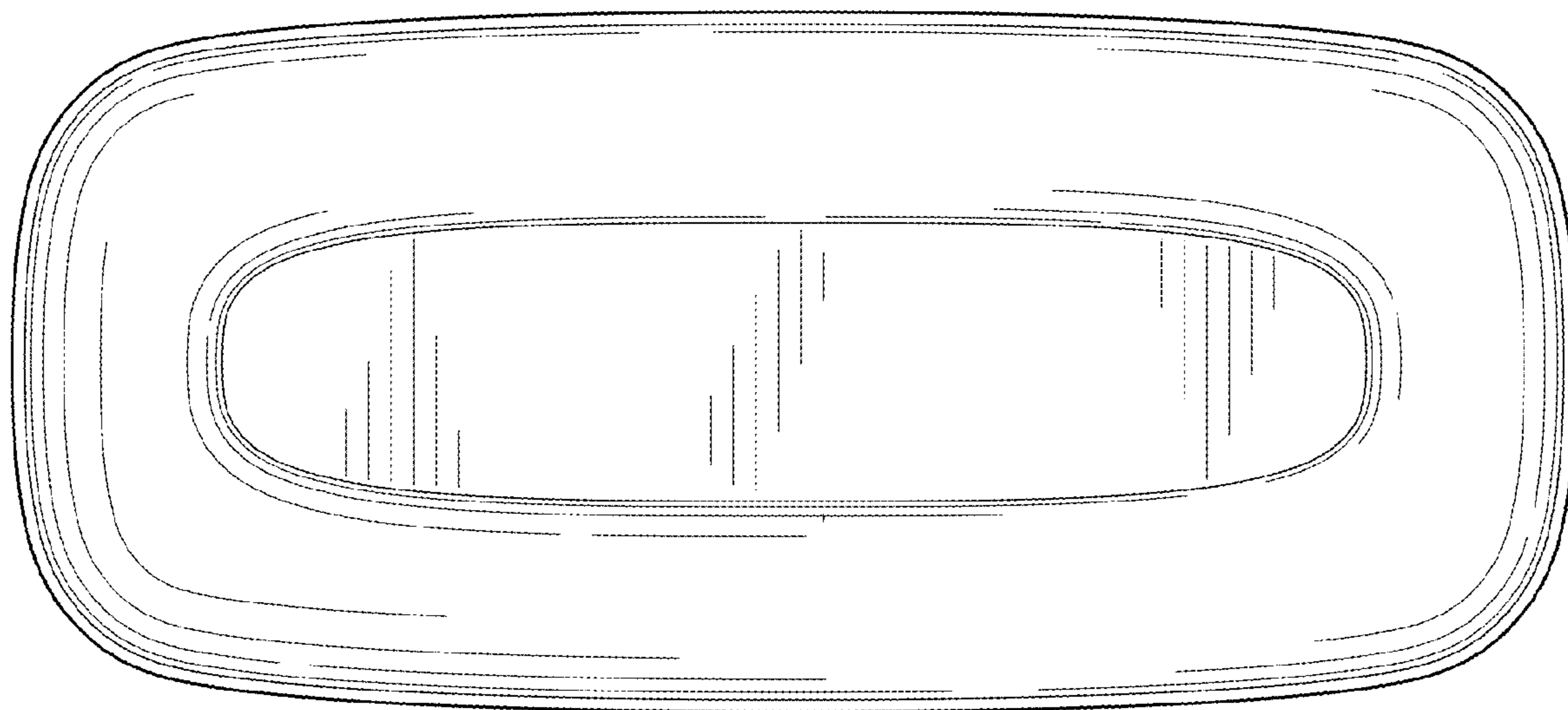


FIG. 6

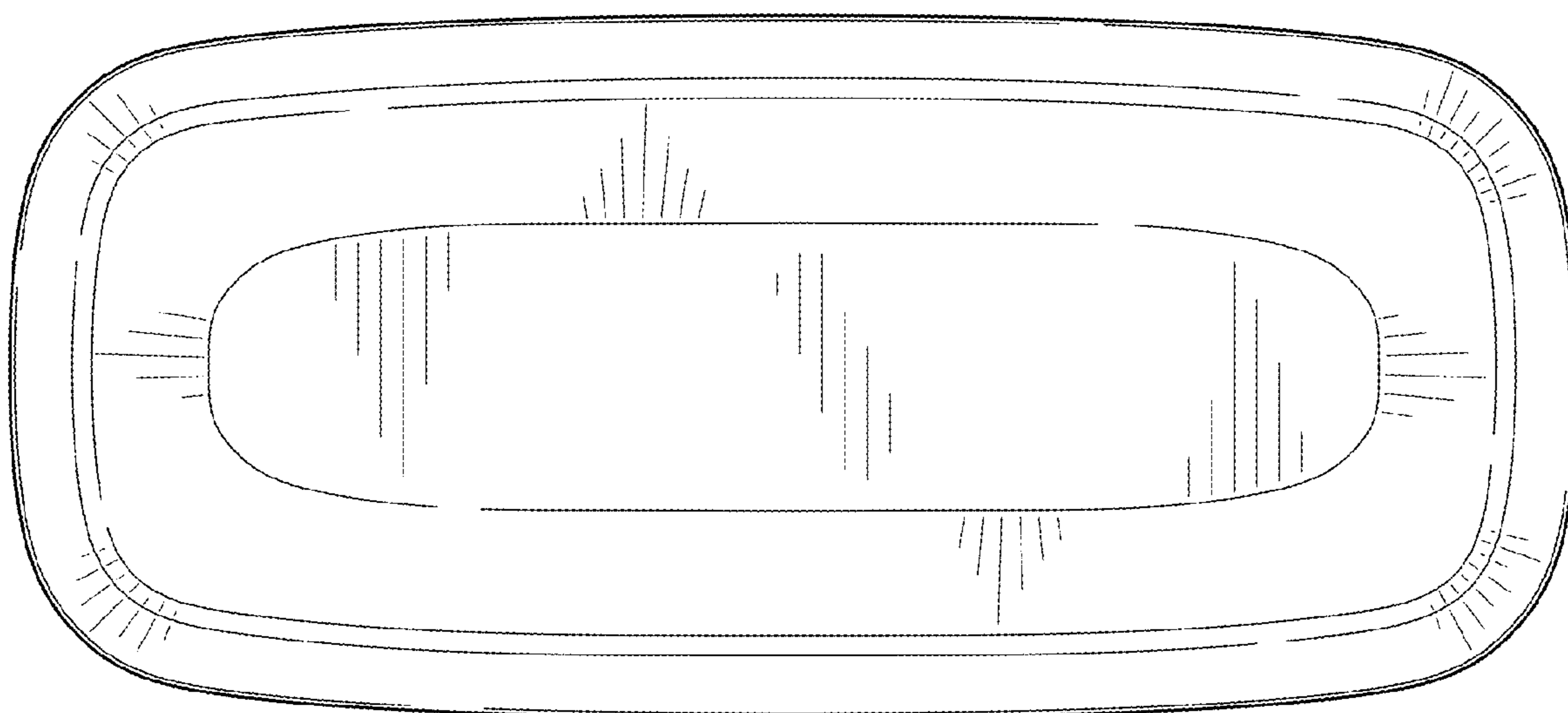


FIG. 7




FIG. 8