



US00D926472S

(12) **United States Design Patent** (10) **Patent No.:** **US D926,472 S**
Hutton (45) **Date of Patent:** **** Aug. 3, 2021**

(54) **LUGGAGE**
(71) Applicant: **it luggage Limited**, Hertford (GB)
(72) Inventor: **Richard Hutton**, Hertford (GB)
(73) Assignee: **it luggage Limited**
(**) Term: **15 Years**
(21) Appl. No.: **29/704,562**
(22) Filed: **Sep. 5, 2019**
(30) **Foreign Application Priority Data**

Mar. 14, 2019 (EM) 006308680-0001

(51) **LOC (13) Cl.** **03-01**

(52) **U.S. Cl.**
USPC **D3/318**

(58) **Field of Classification Search**
USPC D3/318, 255, 279, 902; D8/375;
D12/129, 133
CPC A45C 5/03; A45C 5/14; A45C 2005/037;
A45C 13/262; B60B 33/0028; B60B
33/0042; B60B 19/00; B60B 2200/45
See application file for complete search history.

(56) **References Cited**

U.S. PATENT DOCUMENTS

D445,965 S * 7/2001 Licciardello D12/129
D463,256 S * 9/2002 Dame D8/375
D563,101 S * 3/2008 Kuchler D3/279
D615,004 S * 5/2010 Ohnishi D12/129
D635,491 S * 4/2011 Ohnishi D12/129
9,770,084 B1 * 9/2017 Shiekh A45C 15/00
D841,525 S * 2/2019 Hu D12/129

D883,671 S * 5/2020 Tong D3/318
D885,761 S * 6/2020 Wu D3/279
2008/0092329 A1 * 4/2008 Chou B60B 33/0073
16/45
2014/0324315 A1 * 10/2014 Brondum B60B 33/021
701/70
2015/0021133 A1 * 1/2015 Xu A45C 7/0027
190/18 A
2017/0055657 A1 * 3/2017 Chien A45C 5/14
2018/0152037 A1 * 5/2018 Yu H02J 7/342
2019/0298026 A1 * 10/2019 Lai A45C 7/0027
2019/0387854 A1 * 12/2019 Ma A45C 5/14
2020/0187617 A1 * 6/2020 Melkebeke A45C 13/262
2020/0221838 A1 * 7/2020 Cook A45C 5/03
2020/0237064 A1 * 7/2020 Selvi A45C 5/03
2020/0352292 A1 * 11/2020 Naparstek A45C 15/00

* cited by examiner

Primary Examiner — Jennifer L Watkins

Assistant Examiner — Samantha Lynne Brodowski

(74) *Attorney, Agent, or Firm* — Saidman DesignLaw Group, LLC

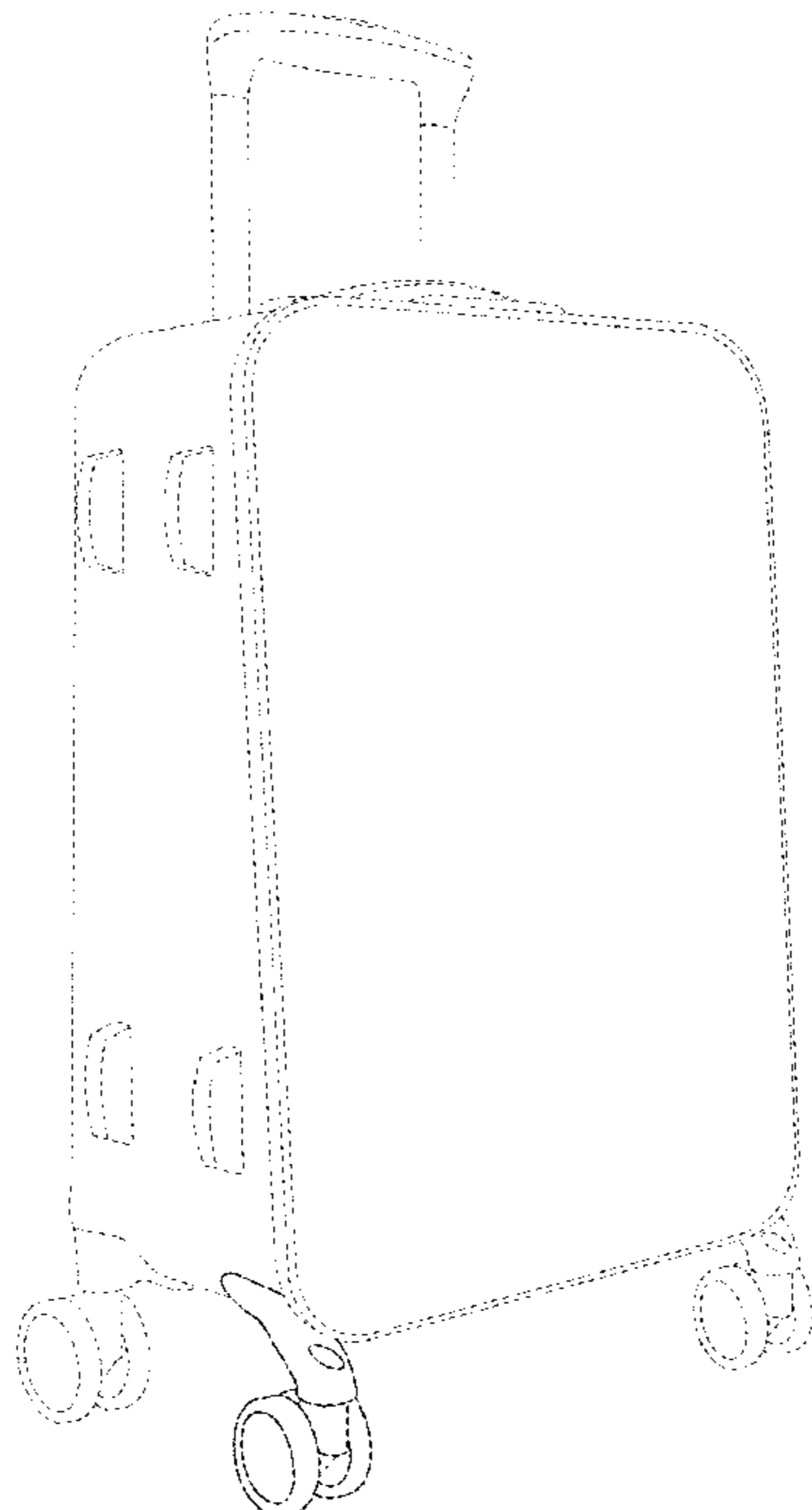
(57) **CLAIM**

The ornamental design for luggage, as shown and described.

DESCRIPTION

FIG. 1 is a perspective view of luggage showing my new design;
FIG. 2 is a front elevation view thereof;
FIG. 3 is a left side elevation view thereof;
FIG. 4 is a right side elevation view thereof;
FIG. 5 is a top plan view thereof; and,
FIG. 6 is a bottom plan view thereof.
The broken lines illustrate portions of the luggage which form no part of the claimed design.

1 Claim, 6 Drawing Sheets



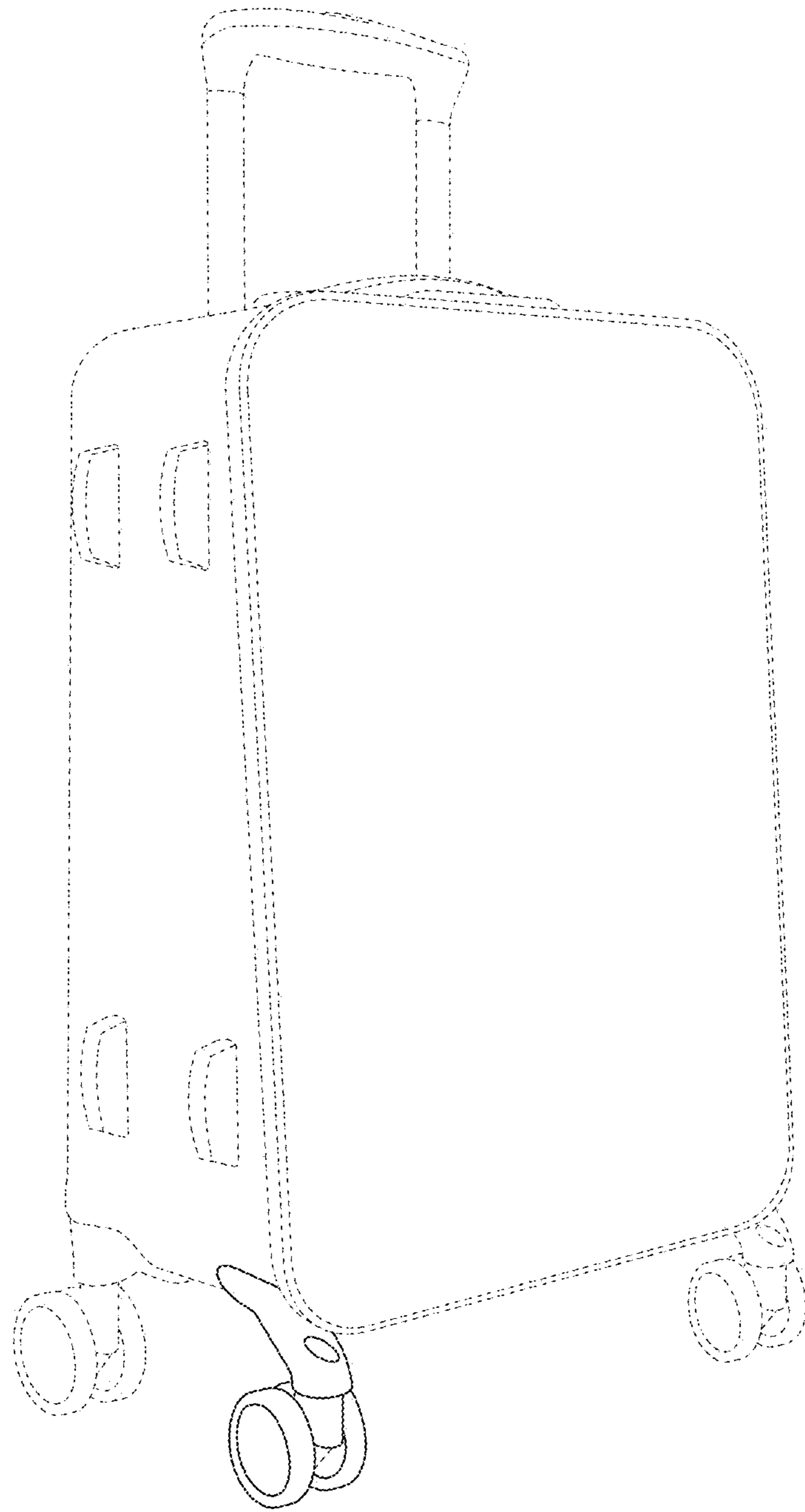


FIG. 1




FIG. 2

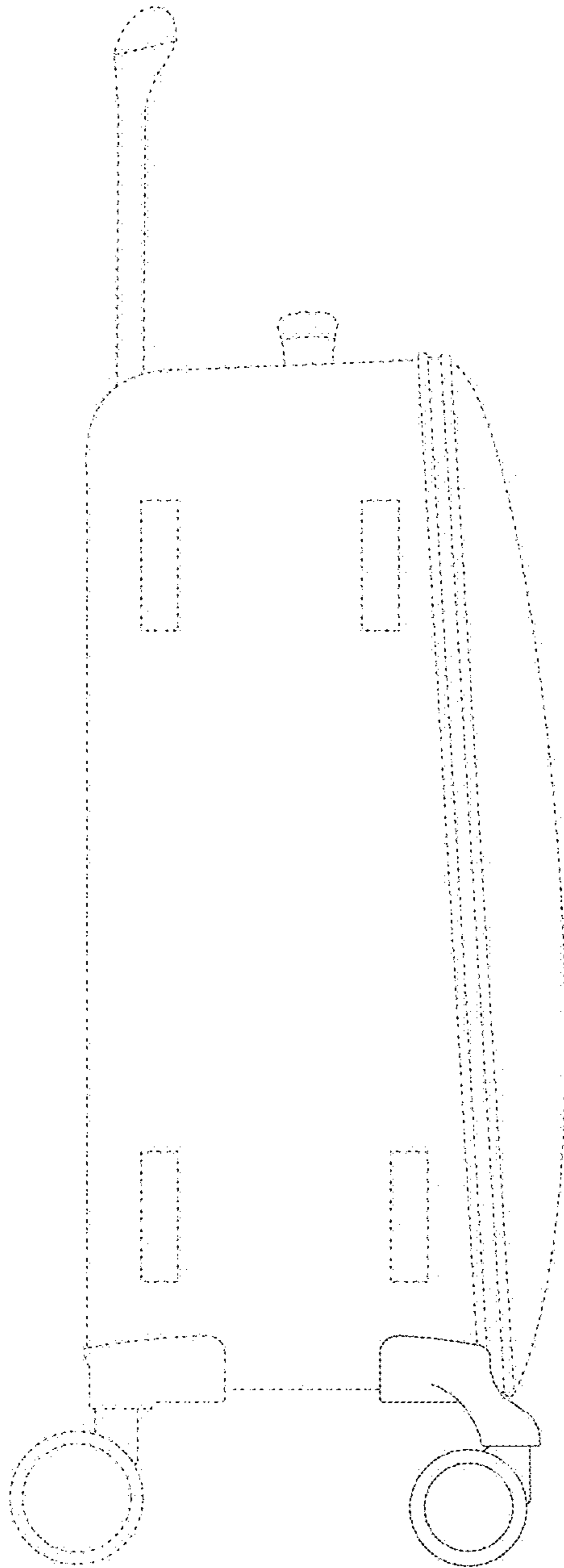


FIG. 3




FIG. 4

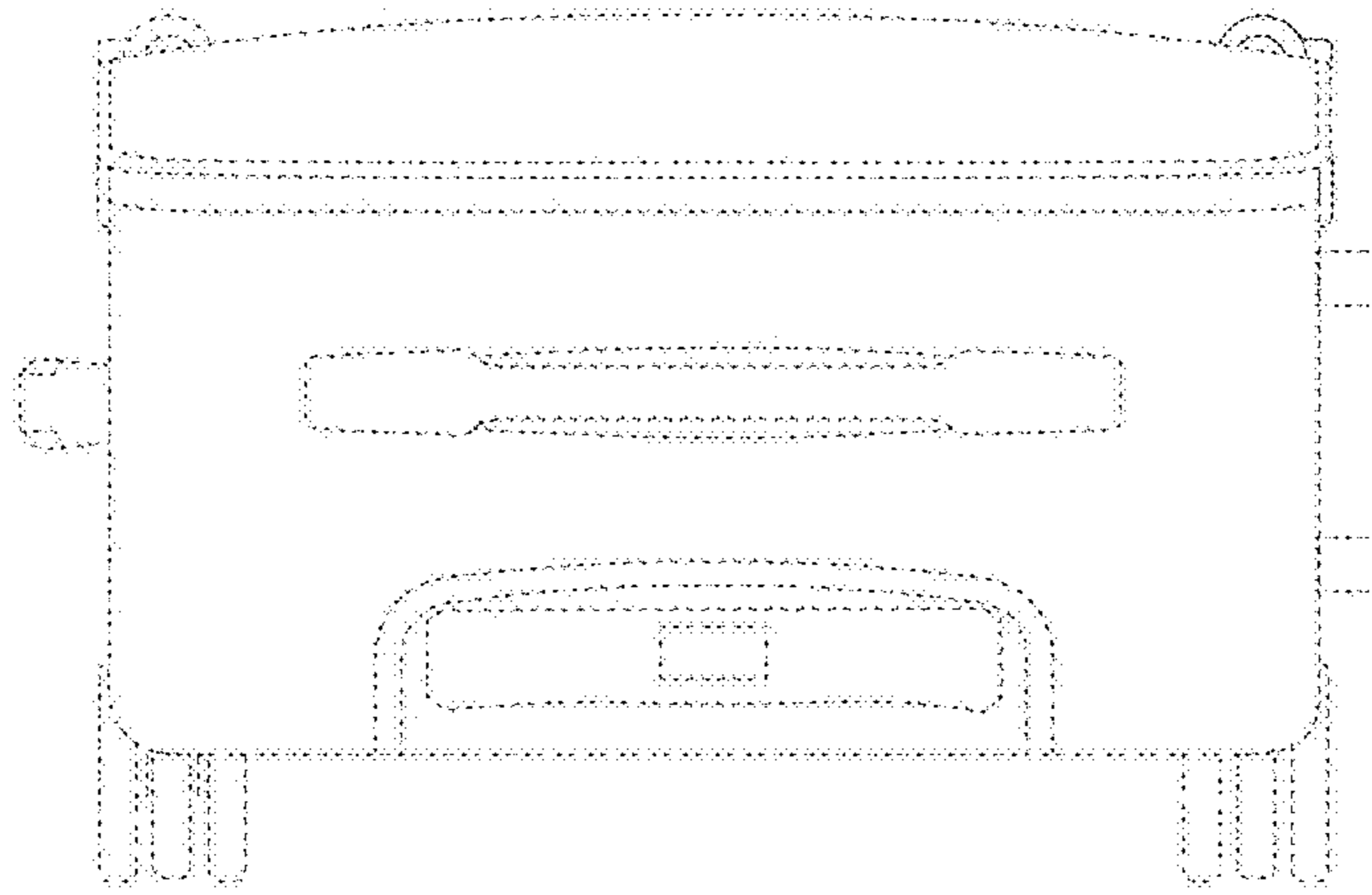


FIG. 5

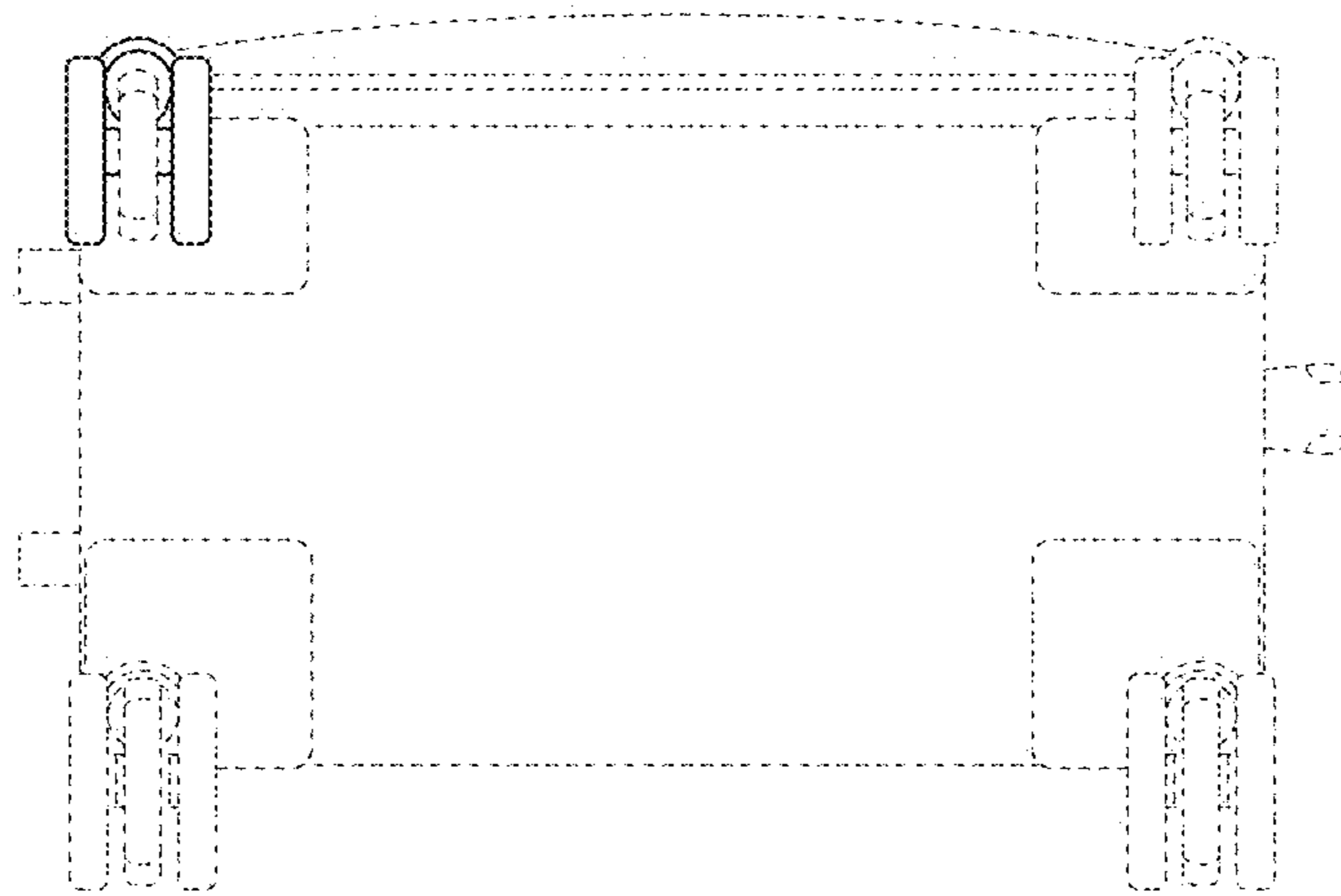


FIG. 6