



US00D926460S

(12) **United States Design Patent** (10) **Patent No.:** **US D926,460 S**
She (45) **Date of Patent:** **** Aug. 3, 2021**

(54) **CROCHET HOOK**
(71) Applicant: **WeiBing She**, Jiangxi (CN)
(72) Inventor: **WeiBing She**, Jiangxi (CN)
(**) Term: **15 Years**
(21) Appl. No.: **29/781,160**
(22) Filed: **Apr. 28, 2021**

D548,453 S * 8/2007 Mihara D3/28
D597,297 S * 8/2009 Pfaff D3/28
7,874,182 B1 * 1/2011 Lindahl D04B 3/02
66/118
D633,113 S * 2/2011 Selter D15/66
D663,109 S * 7/2012 Oe D3/28
(Continued)

Related U.S. Application Data

(62) Division of application No. 29/757,774, filed on Nov. 9, 2020.
(51) **LOC (13) Cl.** **03-01**
(52) **U.S. Cl.**
USPC **D3/18**
(58) **Field of Classification Search**
USPC D3/18, 20, 28
CPC . D04B 3/00; D04B 3/02; D04B 33/00; D04B 35/02; D05B 85/00; D05B 85/006; D05B 91/00
See application file for complete search history.

References Cited

U.S. PATENT DOCUMENTS

(56) 2,635,444 A * 4/1953 Carlson D04B 3/00
66/118
4,047,397 A * 9/1977 Laliberte D04B 33/00
66/118
4,172,372 A * 10/1979 Murakami D04B 3/02
66/195
D256,629 S * 9/1980 Keller D3/28
D259,523 S * 6/1981 Hopper 66/118
D270,783 S * 10/1983 Okada D3/28
D273,347 S * 4/1984 Okada D3/28
D277,430 S * 2/1985 Okada D3/18
D382,702 S * 8/1997 Matuo D3/28
D414,328 S * 9/1999 Shotton D3/28
D420,214 S * 2/2000 Shotton D3/28
D493,032 S * 7/2004 Eck D3/28

OTHER PUBLICATIONS

Lewhoo Crochet Hook Set, amazon.com, https://www.amazon.com/Ergonomic-Crochet-Hooks-Storage-Case/dp/B088PNFPJN/ref=pd_ybh_a_6?_encoding=UTF8&psc=1&refRID=626BS41ZNTAW9DZ48ZB2 (Year: 2020).*
(Continued)

Primary Examiner — Steven J Czyz
(74) *Attorney, Agent, or Firm* — ScienBiziP, P.C.

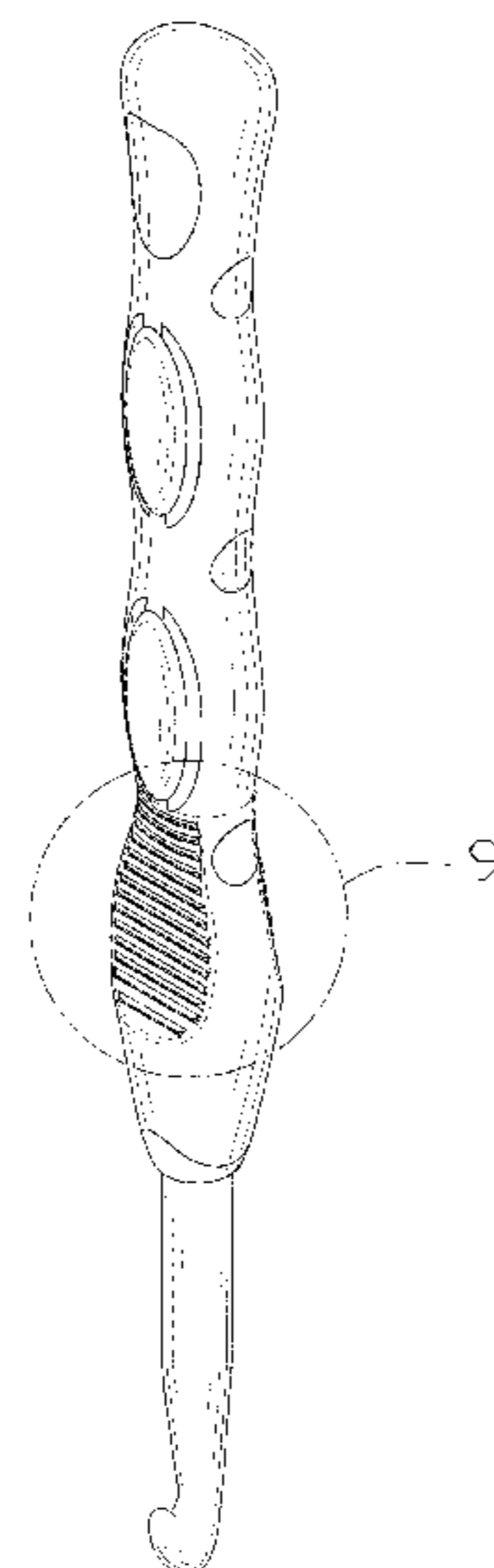
(57) **CLAIM**

The ornamental design for a crochet hook, as shown and described.

DESCRIPTION

FIG. 1 is a front, right, and top perspective view of a crochet hook, showing my design.
FIG. 2 is a rear, left, and top perspective view
FIG. 3 is a front elevation view thereof.
FIG. 4 is a rear elevation view thereof.
FIG. 5 is a left side elevation view thereof.
FIG. 6 is a right side elevation view thereof.
FIG. 7 is a top plan view thereof.
FIG. 8 is a bottom plan view thereof.
FIG. 9 is a partial enlarged view of an area labeled 9 in FIG. 1 comprising a portion of a first side wall; and,
FIG. 10 is a partial enlarged view of an area labeled 10 in FIG. 2 comprising a portion of a second side wall.
The broken lines framing portions of the claimed design that are illustrated for enlargements form no part of the claimed design.

1 Claim, 10 Drawing Sheets



(56)

References Cited

U.S. PATENT DOCUMENTS

8,499,586 B1 * 8/2013 Adam D04B 33/00
66/118
8,561,433 B2 * 10/2013 Kellogg D04B 17/04
66/1.5
D701,039 S * 3/2014 Sasur D3/18
D701,040 S * 3/2014 Hatcher D3/18
8,984,912 B1 * 3/2015 Akin D04B 33/00
66/1 A
D744,743 S * 12/2015 Szymanski D3/28
D745,261 S * 12/2015 Szymanski D3/28
D758,063 S * 6/2016 Naka D3/18
D824,161 S * 7/2018 Kaye D3/18
D835,900 S * 12/2018 Papenfuss D3/28
D844,968 S * 4/2019 Papenfuss D3/28
D885,041 S * 5/2020 Kimbrel D3/18
D913,679 S * 3/2021 Elalouf D3/28

OTHER PUBLICATIONS

Lewhoo Crochet Hooks, amazon.com, https://www.amazon.com/Ergonomic-Crochet-Hooks-Handle-Arthritic/dp/B083BRNTVN/ref=pd_ybh_a_6?_encoding=UTF8&psc=1&refRID=1S4MNA00TP20WPQY4H0X (Year: 2019).*

* cited by examiner

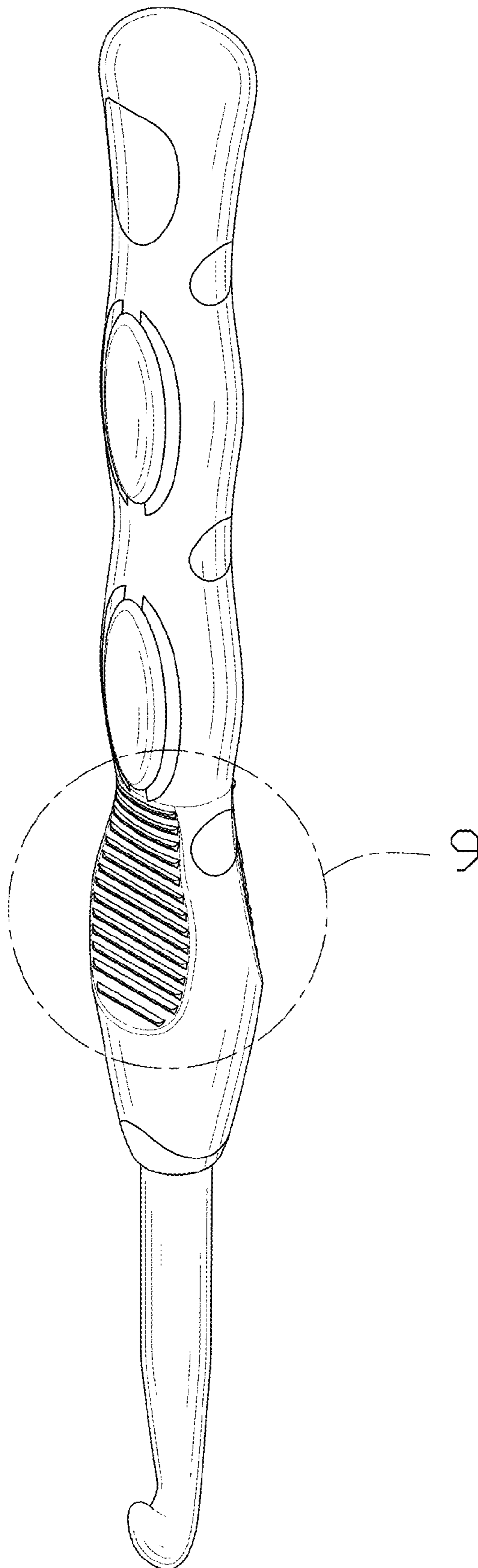


FIG. 1

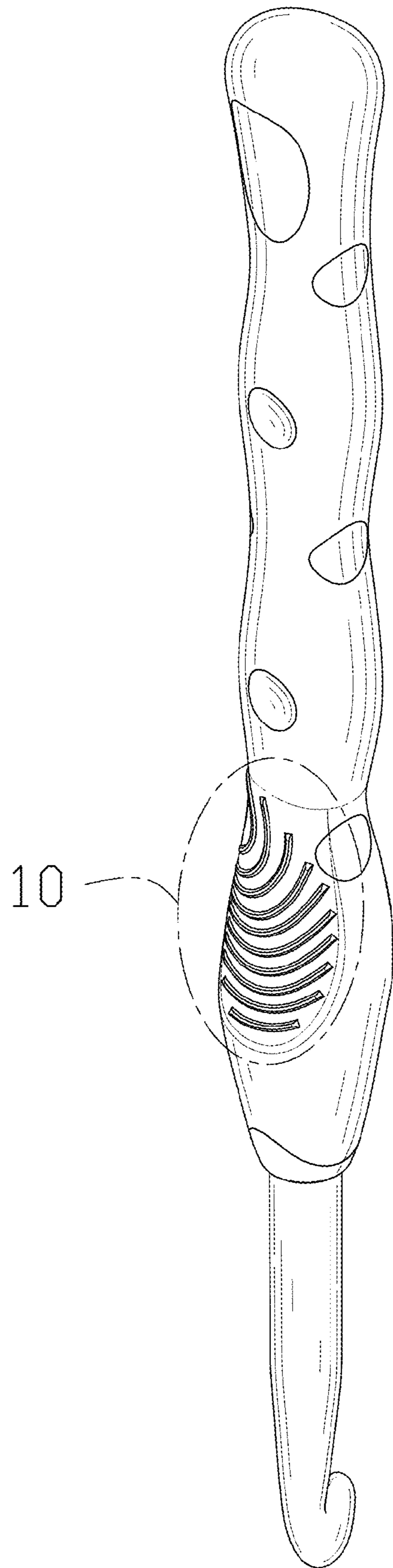


FIG. 2

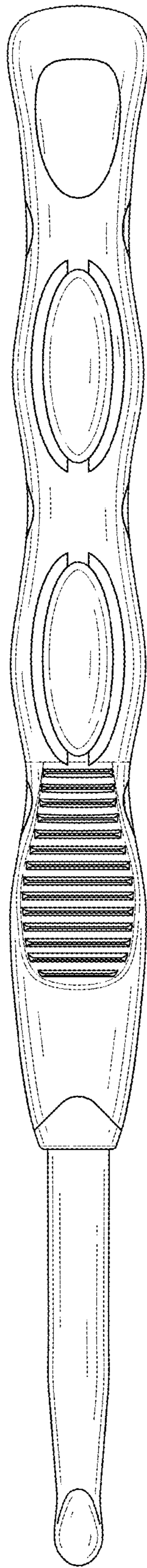


FIG. 3

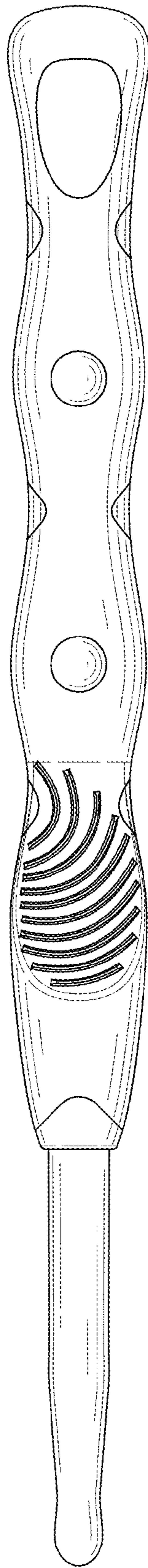


FIG. 4

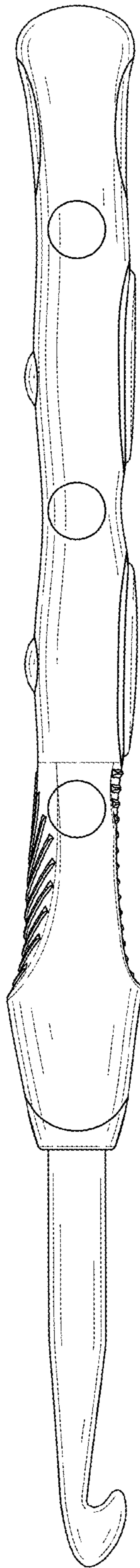


FIG. 5

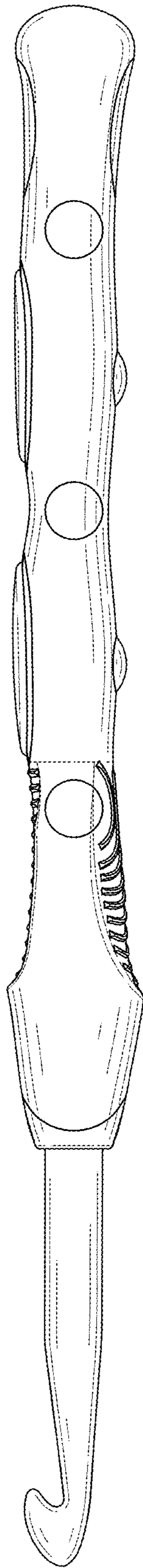


FIG. 6

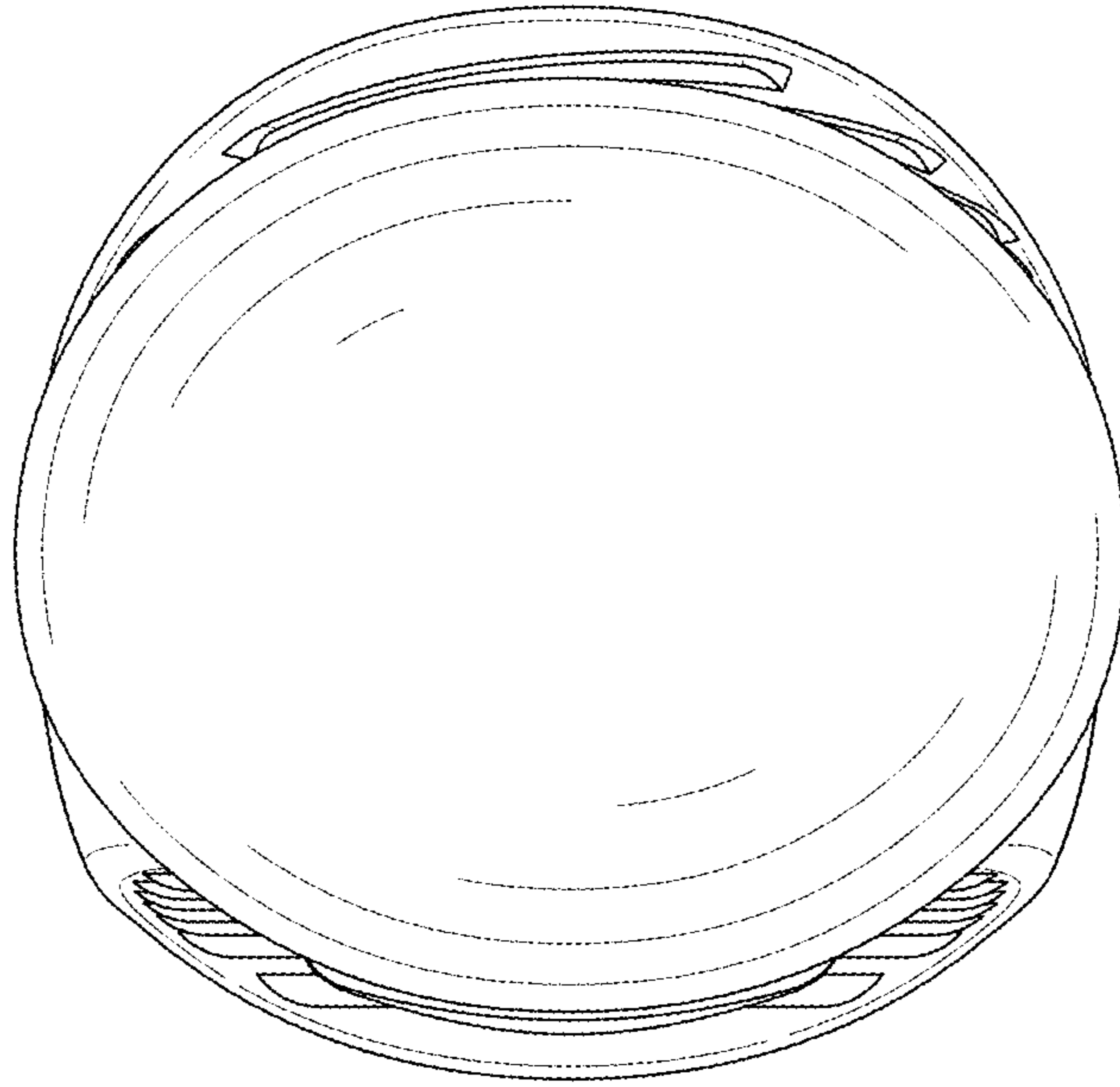


FIG. 7

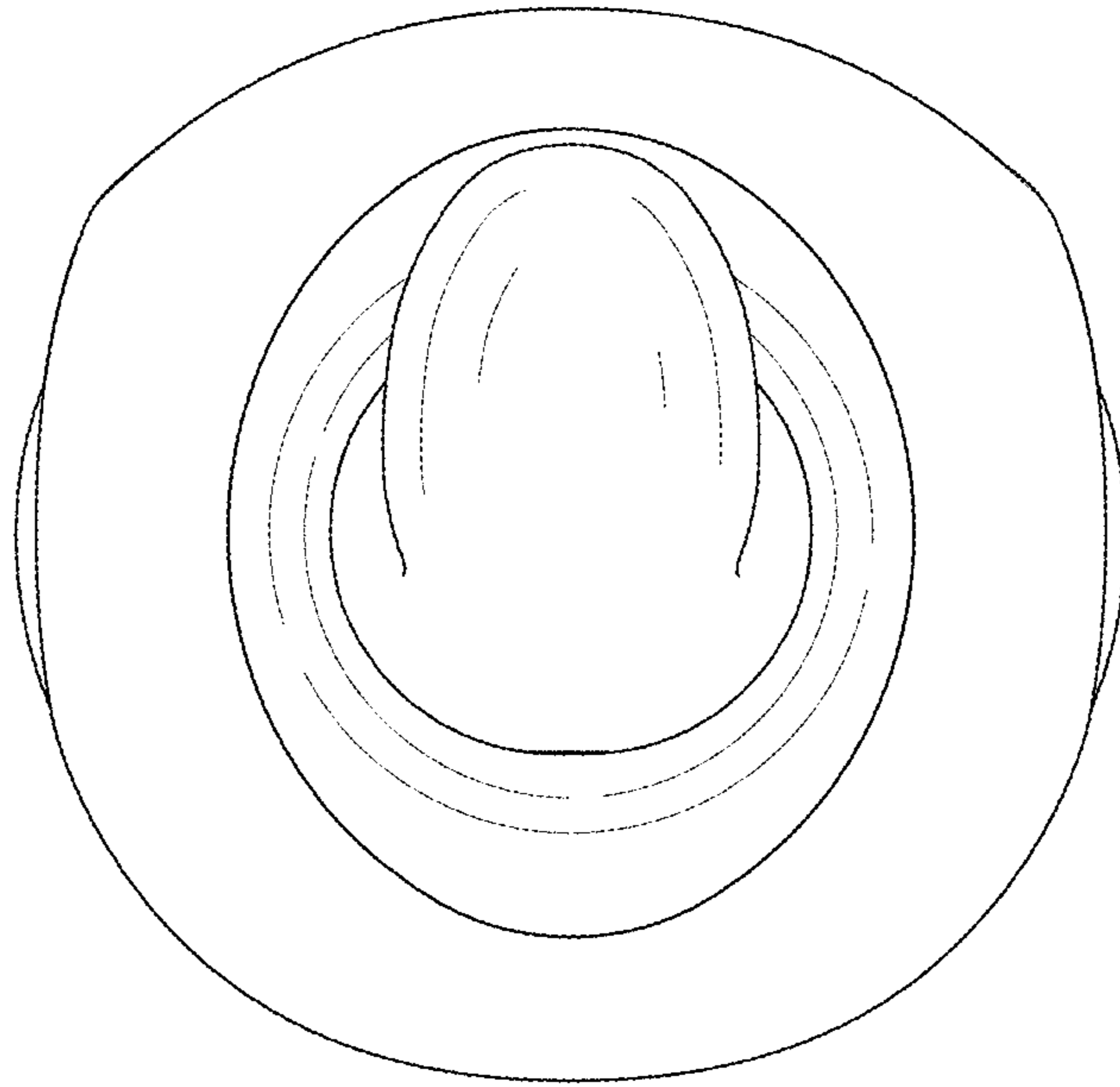


FIG. 8

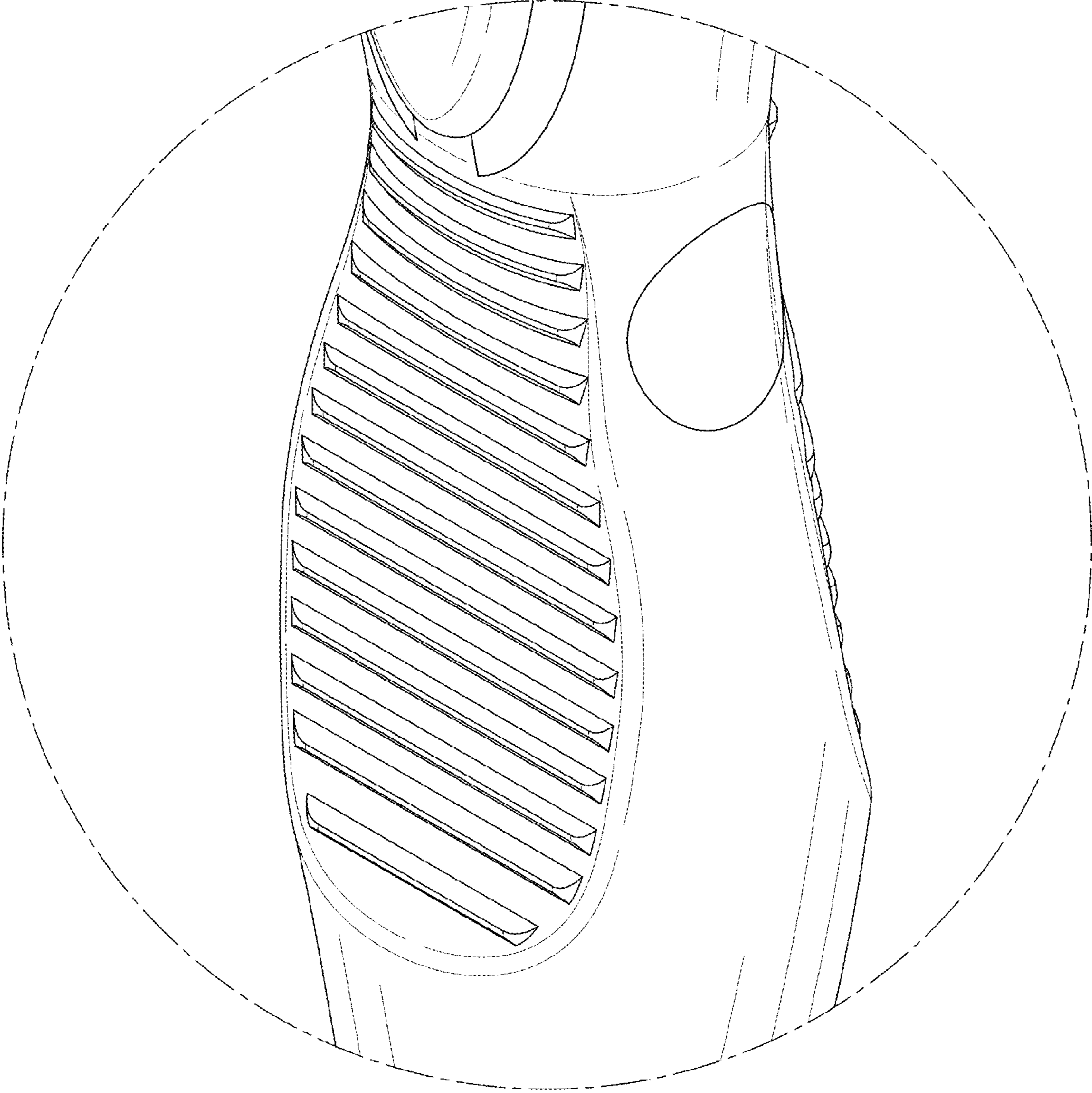


FIG. 9

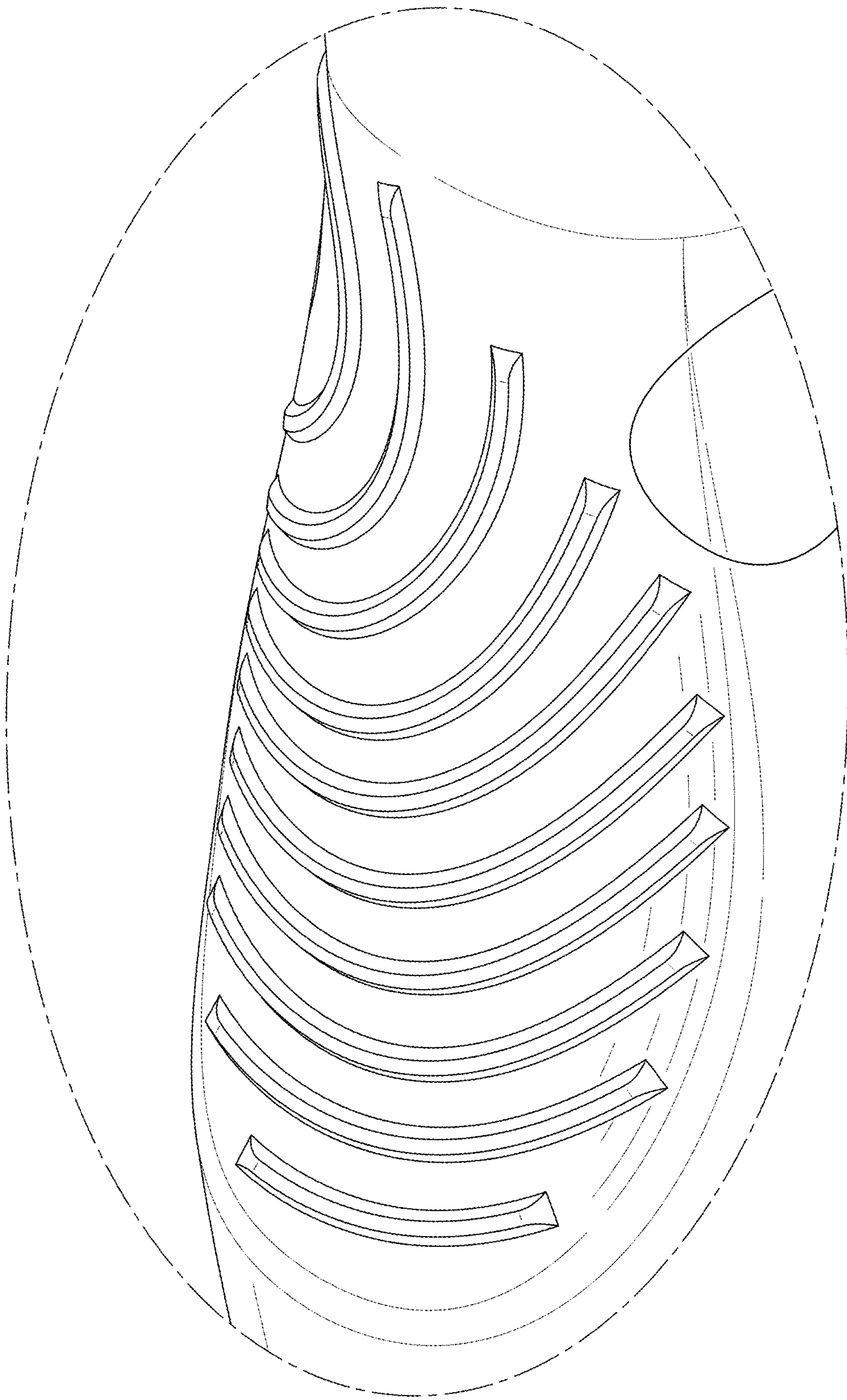


FIG. 10