



US00D926448S

(12) **United States Design Patent** (10) **Patent No.:** **US D926,448 S**  
**Bernardi** (45) **Date of Patent:** **\*\* Aug. 3, 2021**

(54) **SHOE**  
(71) Applicant: **Bendicion, LLC**, Weston, FL (US)  
(72) Inventor: **Imelda Patricia Bernardi**, Weston, FL (US)  
(73) Assignee: **Bendicion, LLC**, Weston, FL (US)  
(\*\*) Term: **15 Years**

3,925,858 A \* 12/1975 Thaeler ..... A41H 37/003  
24/381  
4,083,089 A \* 4/1978 Minami ..... A44B 19/34  
24/381  
6,634,066 B2 \* 10/2003 Okada ..... A44B 19/386  
24/381  
D625,087 S \* 10/2010 Blini ..... D2/925  
(Continued)

(21) Appl. No.: **29/697,533**  
(22) Filed: **Jul. 9, 2019**

**FOREIGN PATENT DOCUMENTS**

CN 207186081 \* 8/2017 ..... A43B 7/38  
KR 300597468 \* 4/2011

(51) **LOC (13) Cl.** ..... **02-04**  
(52) **U.S. Cl.**  
USPC ..... **D2/930**  
(58) **Field of Classification Search**  
USPC ..... D2/918, 925-929, 930-940, 964-966,  
D2/969, 971-974; 36/11.5, 34 R, 34 A,  
36/45  
CPC ..... A43B 21/00; A43B 3/12; A43B 3/122;  
A43B 3/124; A43B 3/126; A43B 3/128;  
A43B 21/02; A43B 21/025; A43B 21/03;  
A43B 21/04; A43B 21/06; A43B 21/08;  
A43B 21/18; A43B 21/20; A43B 21/24;  
A43B 21/36; A43B 21/54; A43B 13/37;  
A43B 13/14; A43B 13/141; A43B 13/18;  
A43B 13/181; A43B 23/00; A43B 23/02;  
A43B 23/0205; A43B 23/021; A43B  
23/0215; Y10T 24/25; A43C 11/00; A43C  
11/12  
See application file for complete search history.

**OTHER PUBLICATIONS**

Patrycia Bernardi Shoes, Metallic Mid-Heel Sandals, announced 2018 [online] [site visited Feb. 3, 2021] Available from internet, URL: <https://patryciabernardidesigns.com/shoes/slippers/my-shoe4> (Year: 2018).\*

(Continued)

*Primary Examiner* — Elizabeth J Oswecki  
*Assistant Examiner* — Yelizaveta Y Masalimova  
(74) *Attorney, Agent, or Firm* — Berger Singerman LLP;  
Geoffrey Lottenberg

(57) **CLAIM**

The ornamental design for a shoe, as shown and described.

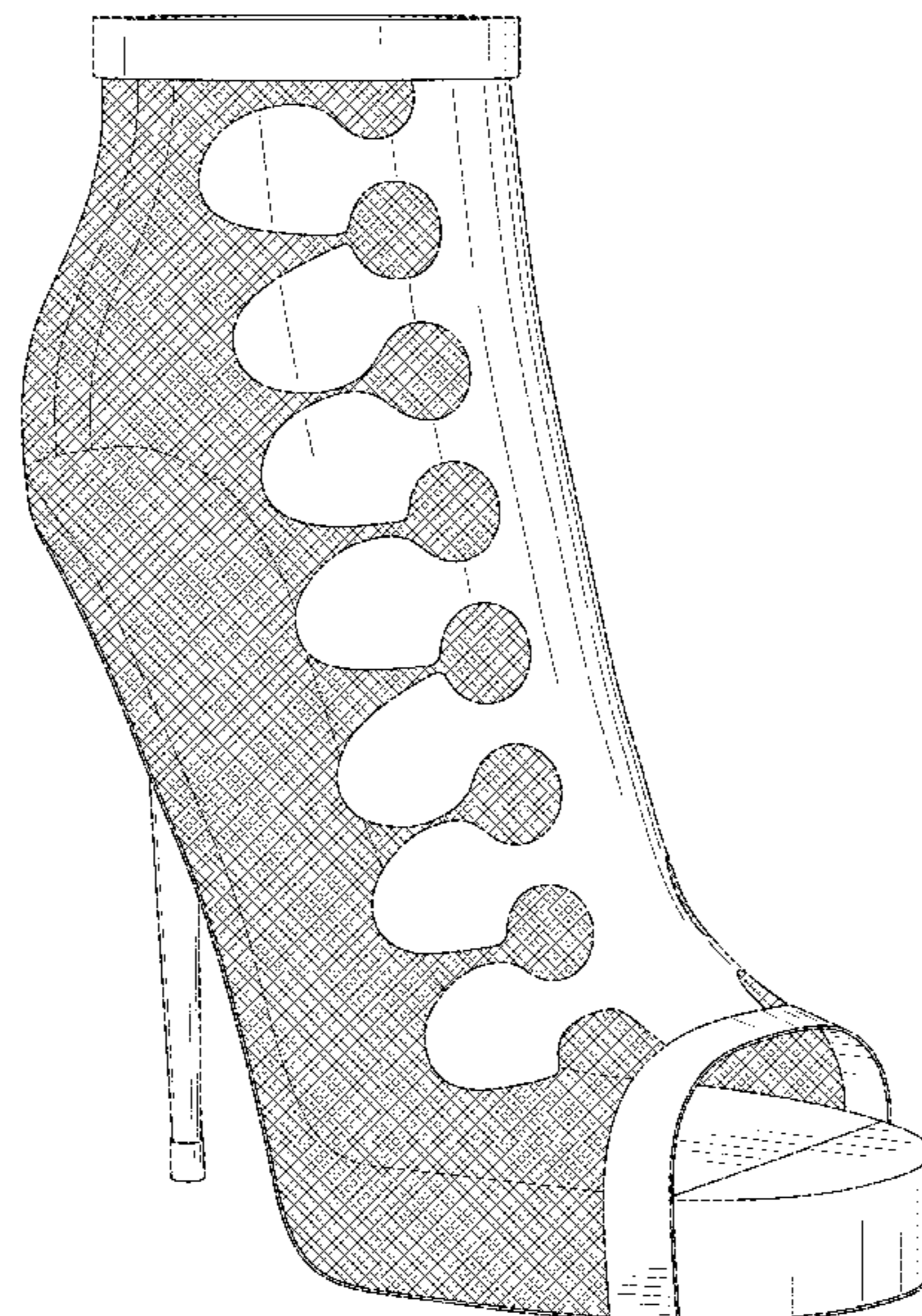
**DESCRIPTION**

FIG. 1 is a perspective view of a shoe, showing my new design;  
FIG. 2 is a front side elevation view of the shoe of FIG. 1;  
FIG. 3 is a rear side elevation view of the shoe of FIG. 1;  
FIG. 4 is a left side elevation view of the shoe of FIG. 1;  
FIG. 5 is a right side elevation view of the shoe of FIG. 1;  
FIG. 6 is a top plan view of the shoe of FIG. 1; and,  
FIG. 7 is a bottom plan view of the shoe of FIG. 1.

**1 Claim, 5 Drawing Sheets**

(56) **References Cited**  
U.S. PATENT DOCUMENTS

2,871,583 A \* 2/1959 Cooper ..... A43B 21/00  
36/40  
3,017,706 A \* 1/1962 Maunoury ..... A43B 21/00  
36/34 R





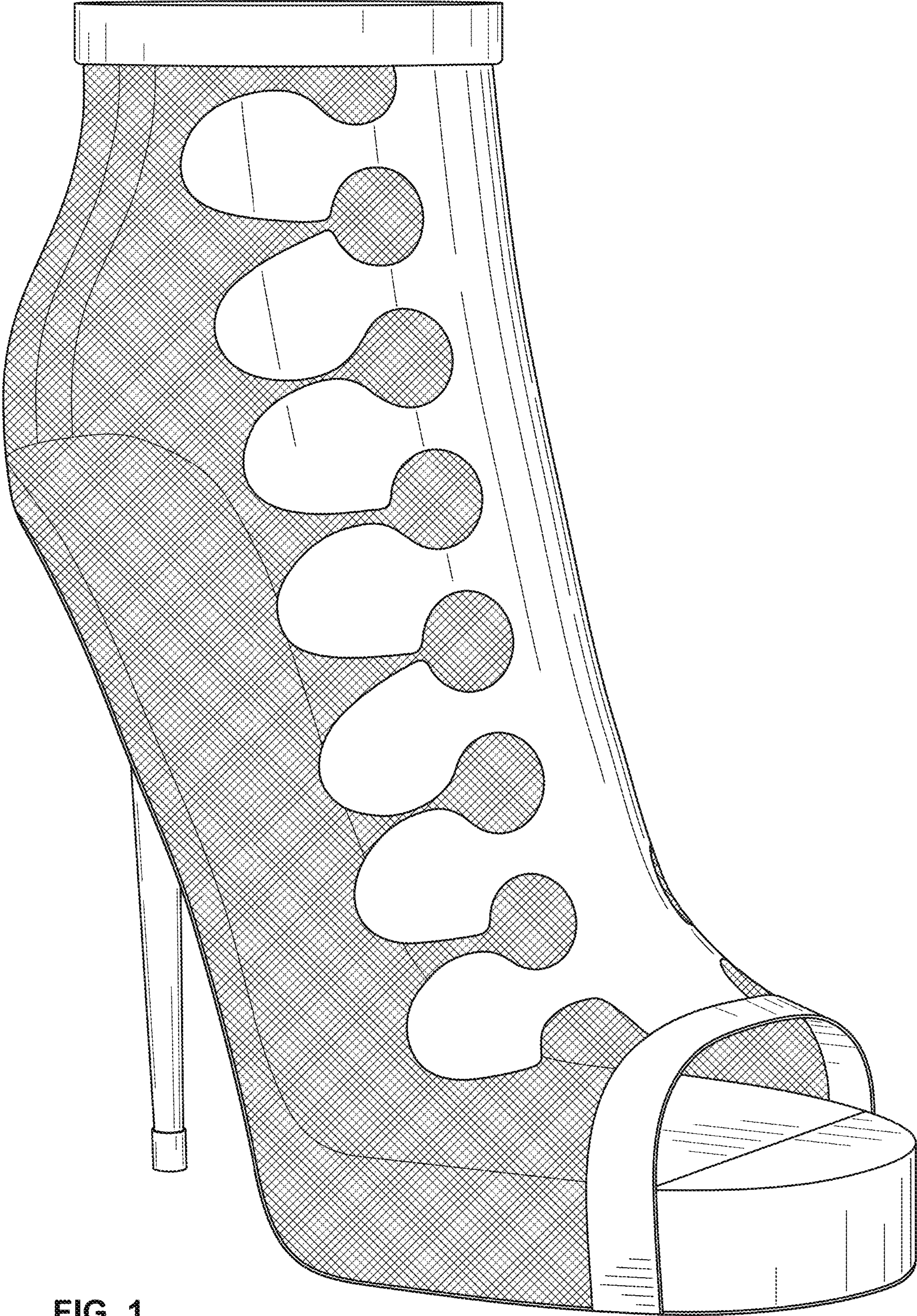


FIG. 1

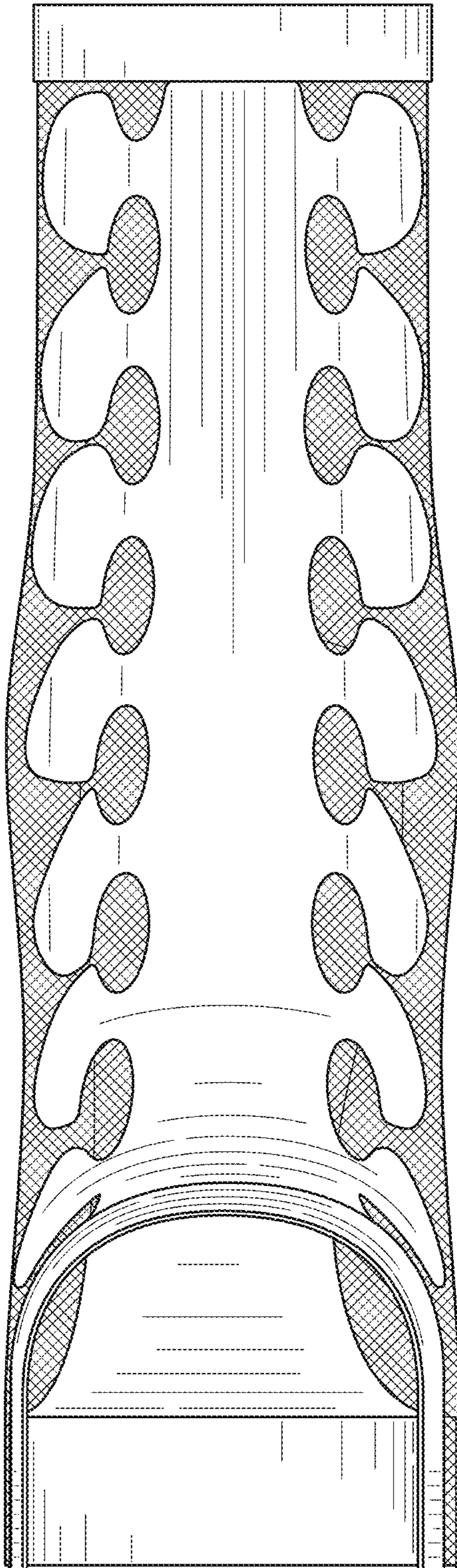


FIG. 2

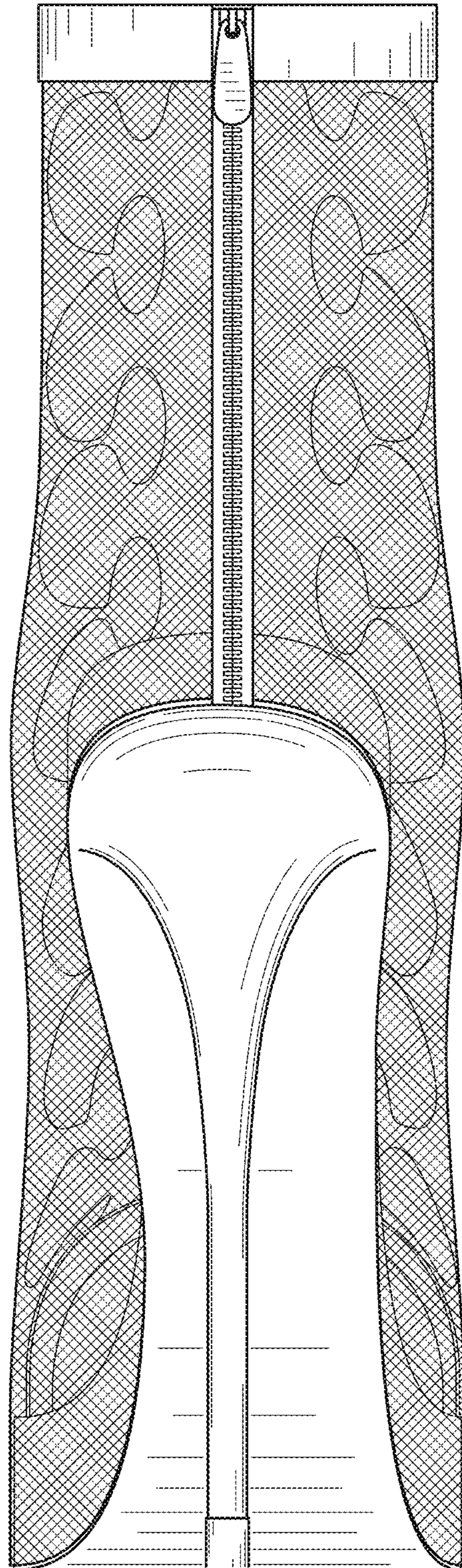


FIG. 3

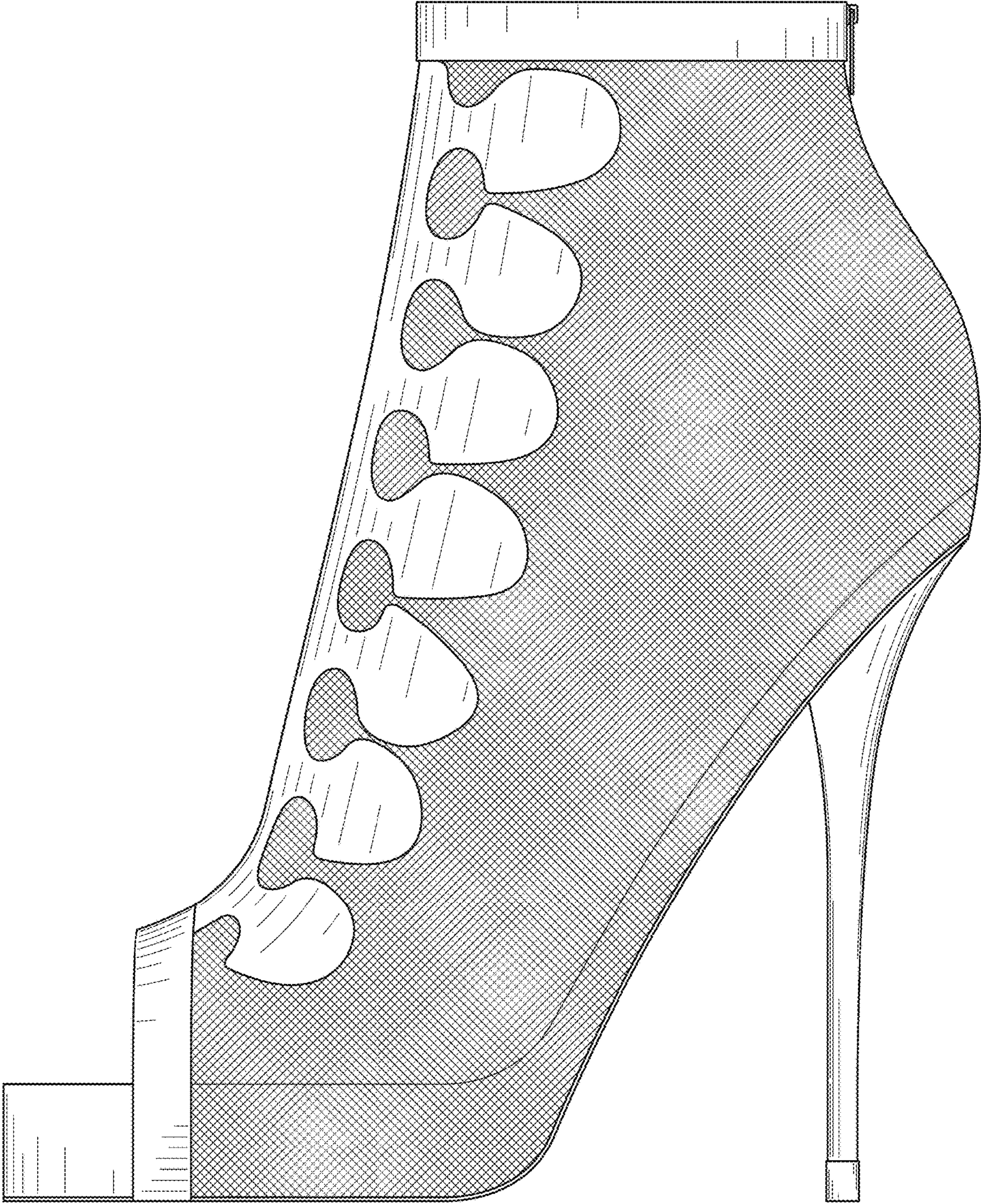


FIG. 4

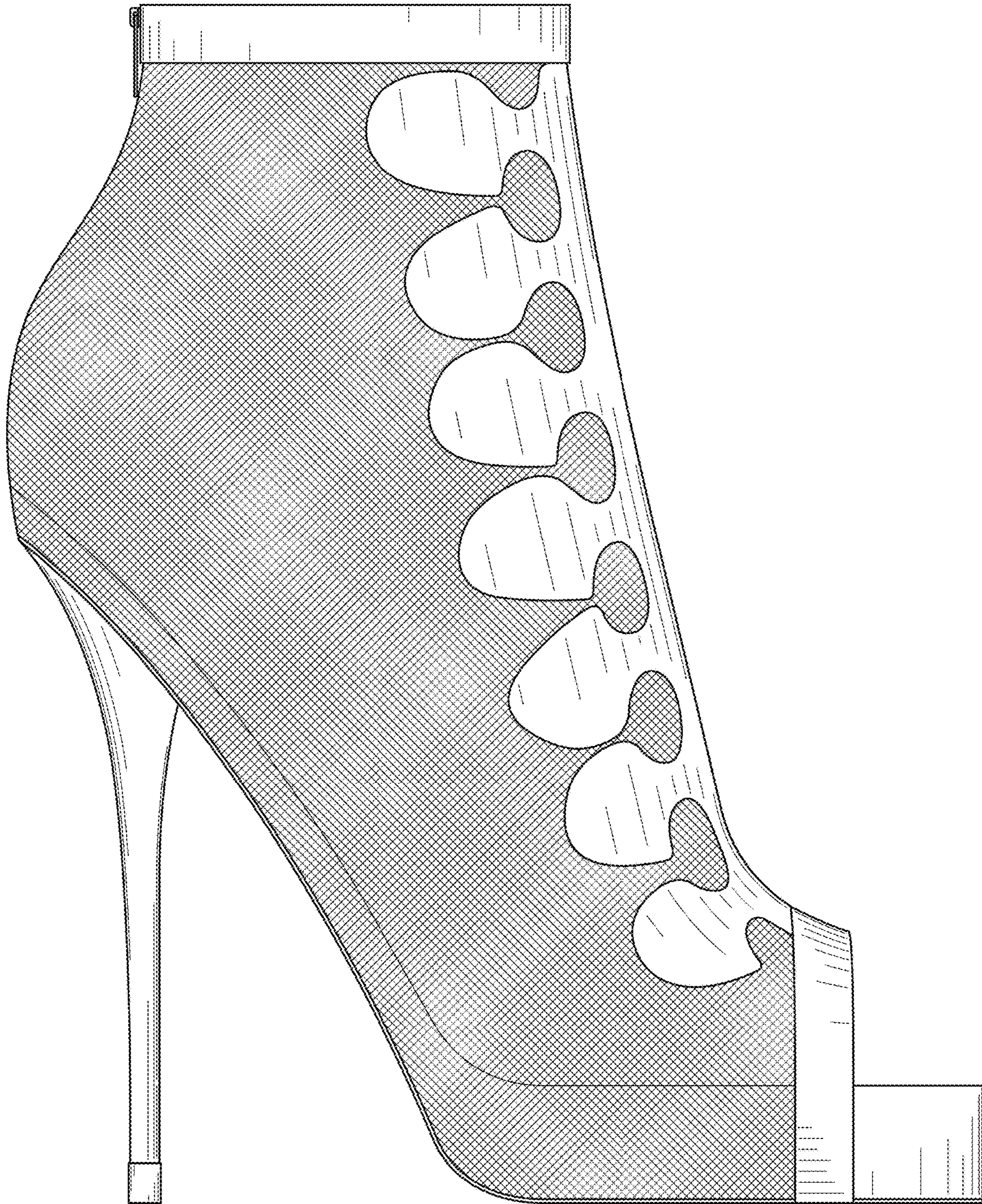


FIG. 5

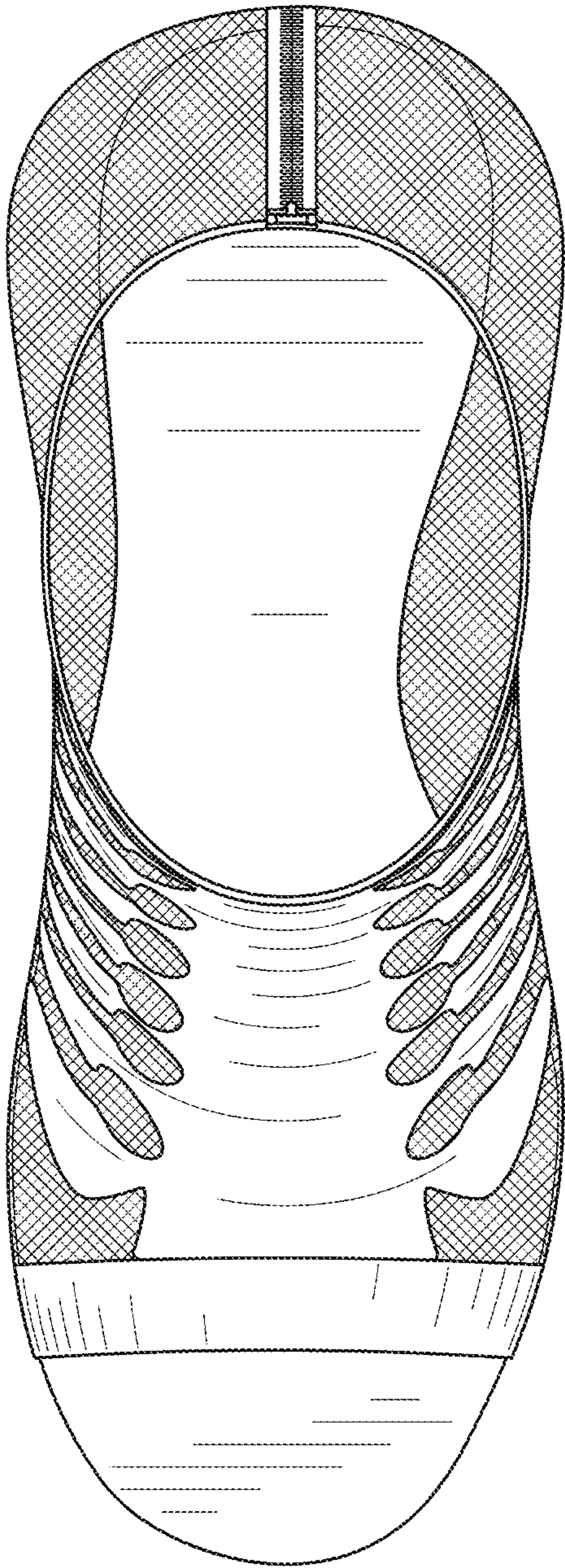


FIG. 6

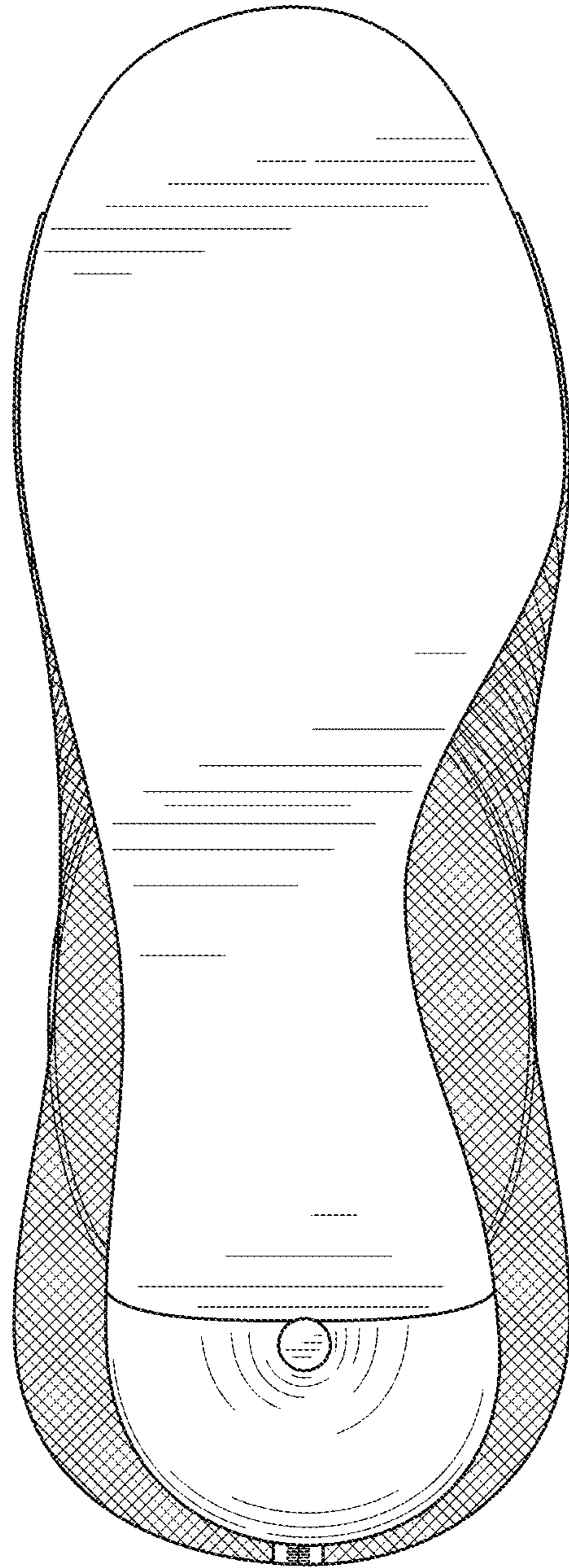


FIG. 7