



US00D926426S

(12) **United States Design Patent** (10) **Patent No.:** **US D926,426 S**
Furstenburg (45) **Date of Patent:** **** Aug. 3, 2021**

(54) **GLOVE**

(71) Applicant: **Matthew Furstenburg**, Crofton, MD (US)

(72) Inventor: **Matthew Furstenburg**, Crofton, MD (US)

(73) Assignee: **GRIP BOOST INC.**, Parkland, FL (US)

(**) Term: **15 Years**

(21) Appl. No.: **29/718,860**

(22) Filed: **Dec. 30, 2019**

(51) **LOC (13) Cl.** **02-06**

(52) **U.S. Cl.**
USPC **D2/617**

(58) **Field of Classification Search**
USPC D2/610, 617-619; D29/117.1, 117.2
CPC A41D 19/00; A41D 19/01505; A41D 19/01547; A41D 19/01
See application file for complete search history.

(56) **References Cited**

U.S. PATENT DOCUMENTS

D661,050 S	*	6/2012	Bengyak	D2/619
D670,889 S	*	11/2012	Bengyak	D2/619
D674,988 S	*	1/2013	Bengyak	D2/617
D717,522 S	*	11/2014	Bengyak	D2/617
D725,870 S	*	4/2015	Bengyak	D2/617

OTHER PUBLICATIONS

FS-4233 Hang Loose, posted at bwsfoam.com, posting date not given, [online], [site visited Mar. 22, 2021]. Available from Internet,

URL: <https://www.bwsfoam.com/en/25-fs-4233-hang-loose-siebdruck-2-2-2/> (Year: 2021).*

Grip Boost Shaka Gloves, posted at amazon.com, posting date Jan. 28, 2020, [online], [site visited Mar. 22, 2021]. Available from Internet, URL: <https://www.amazon.com/dp/B088X54J1G?th=1> (Year: 2020).*

Grip Boost football gloves, posted at facebook.com, posting date Nov. 19, 2019, [online], [site visited Mar. 12, 2021]. Available from Internet, URL: <https://www.facebook.com/gripboost/posts/2921034657928299/> (Year: 2019).*

Hang Loose Embroidered Patch, posted at etsy.com, posting date by Jan. 22, 2020, [online], [site visited Mar. 22, 2021]. Available from Internet, URL: <https://www.etsy.com/listing/743142626/hang-loose-surf-patch-tie-dye-iron-on> (Year: 2020).*

* cited by examiner

Primary Examiner — George D. Kirschbaum

Assistant Examiner — Maria J. Edwards

(74) *Attorney, Agent, or Firm* — Whiteford, Taylor & Preston, LLP; Gregory M. Stone

(57) **CLAIM**

The ornamental design for a glove, as shown and described.

DESCRIPTION

FIG. 1 is a perspective view of a glove showing the new design;

FIG. 2 is a front view thereof;

FIG. 3 is a back view thereof;

FIG. 4 is a left side view thereof;

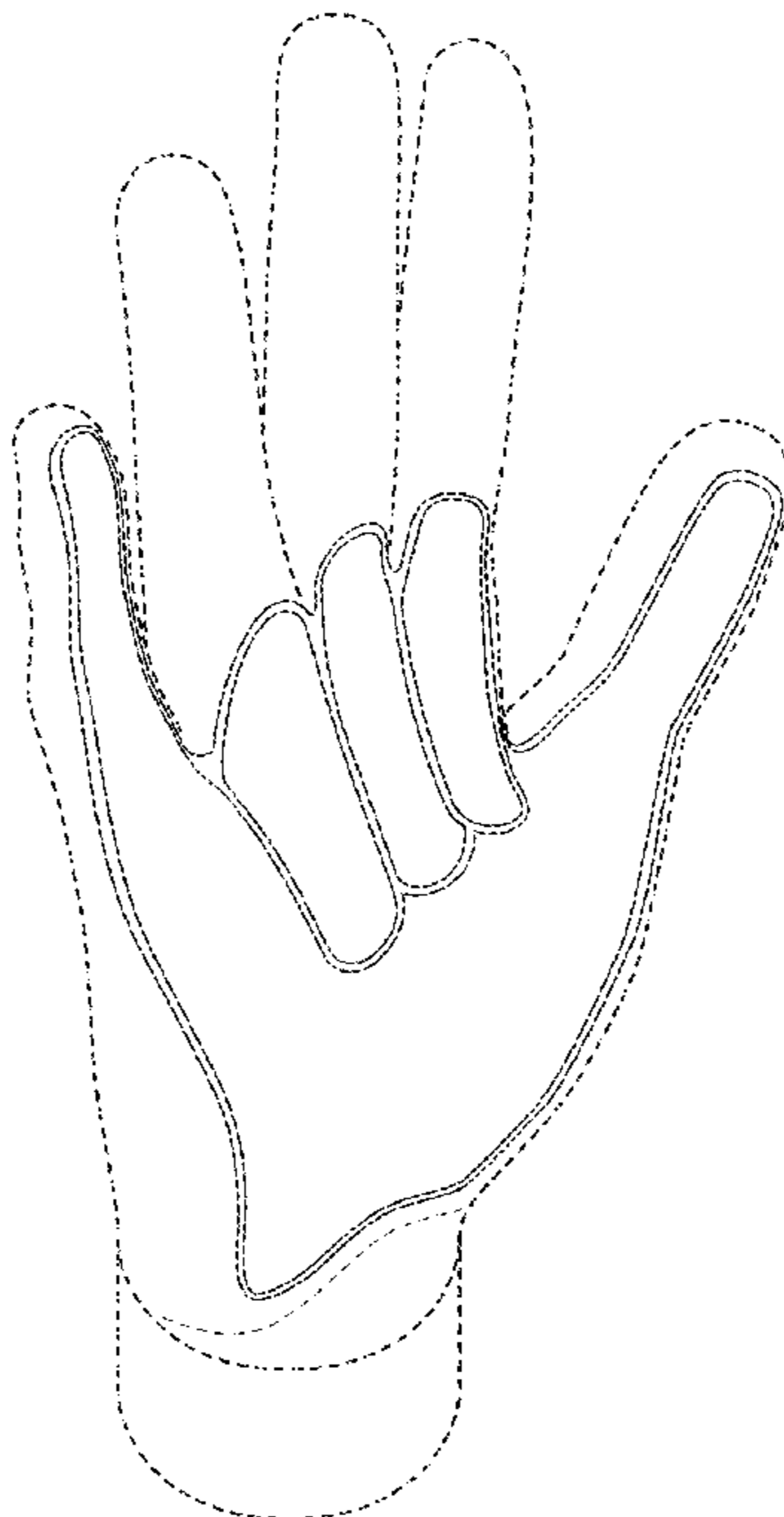
FIG. 5 is a right side view thereof;

FIG. 6 is a top plan view thereof; and,

FIG. 7 is a bottom plan view thereof.

The broken lines in the Figures form no part of the claimed design.

1 Claim, 7 Drawing Sheets



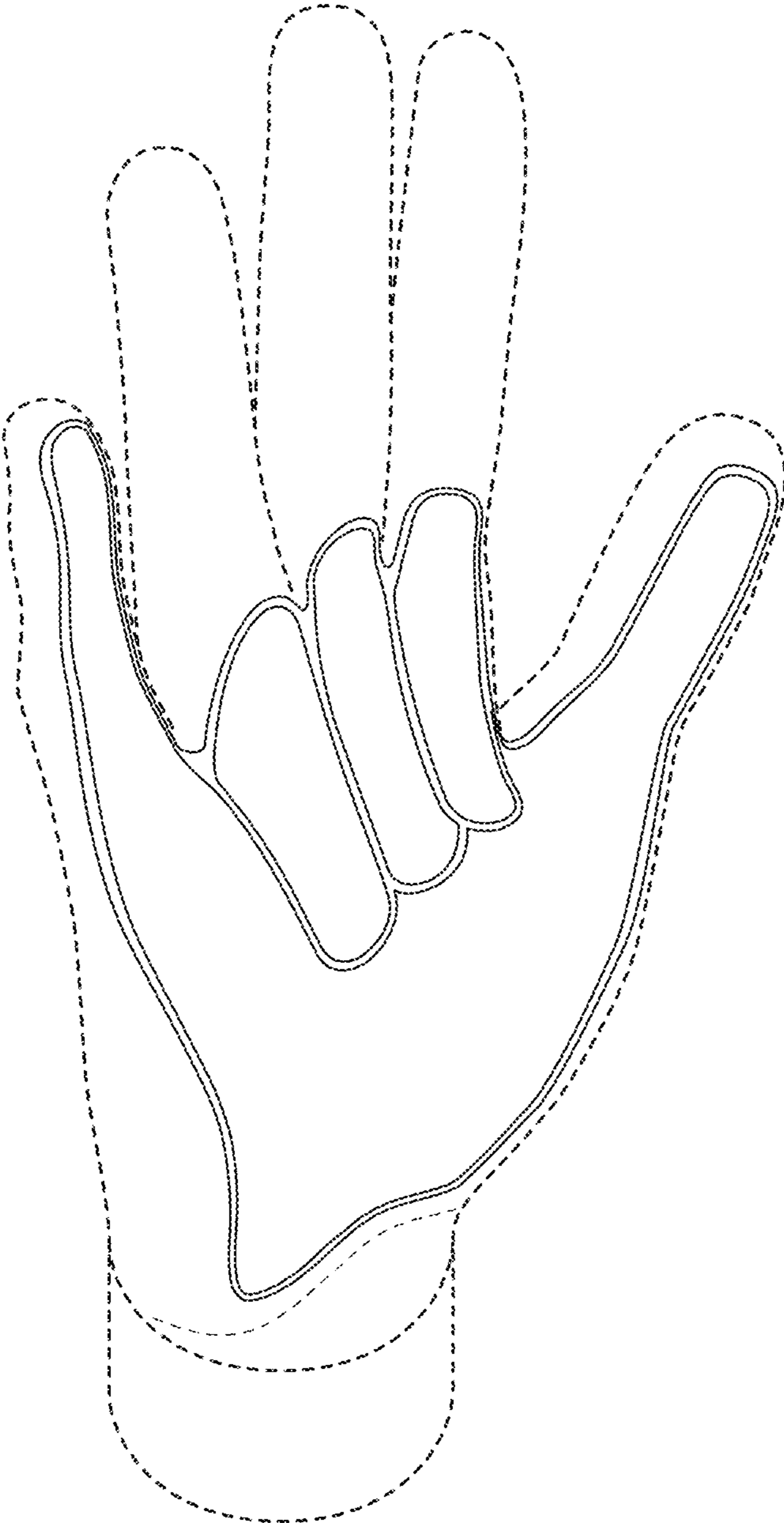


FIG. 1

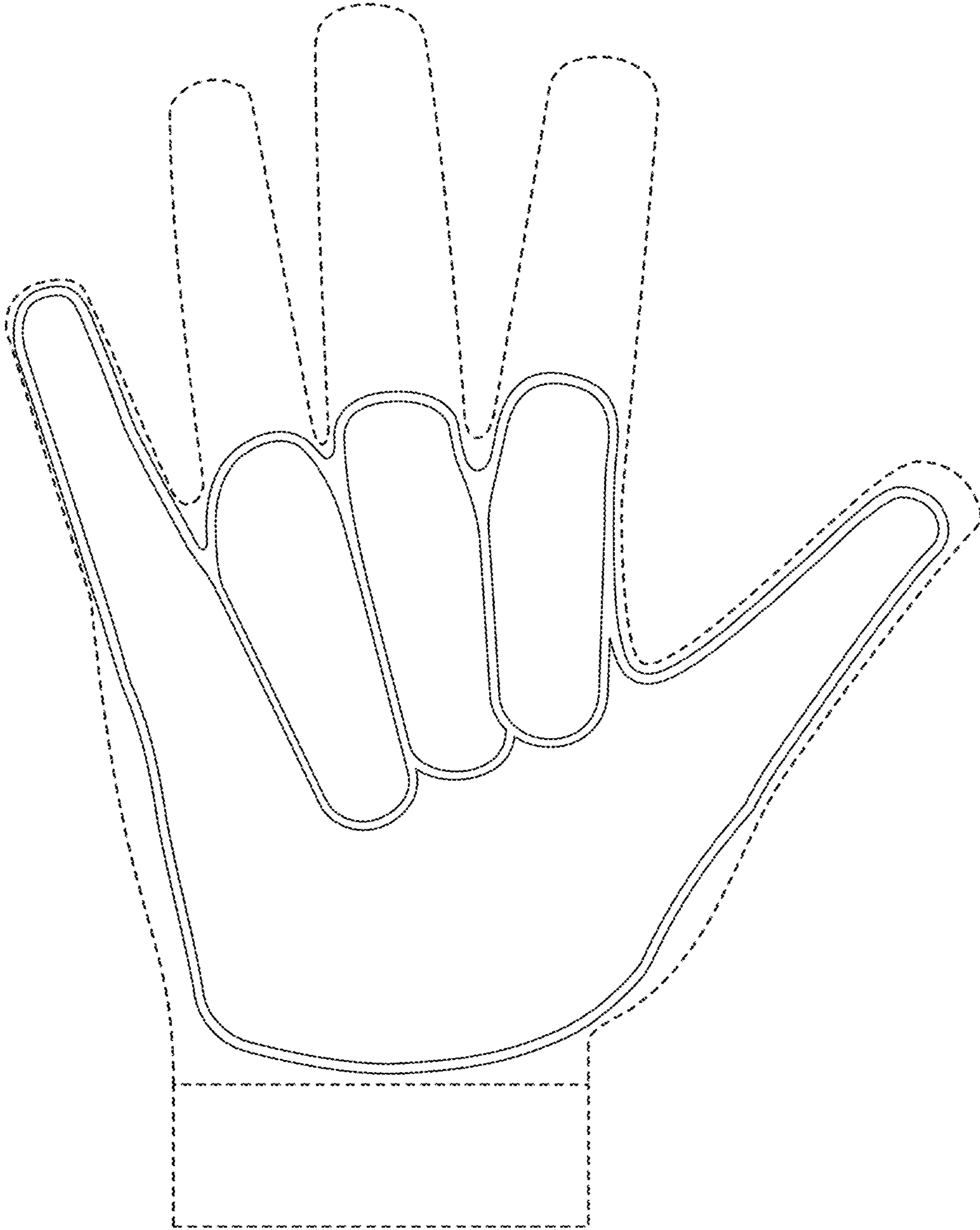


FIG. 2




FIG. 3

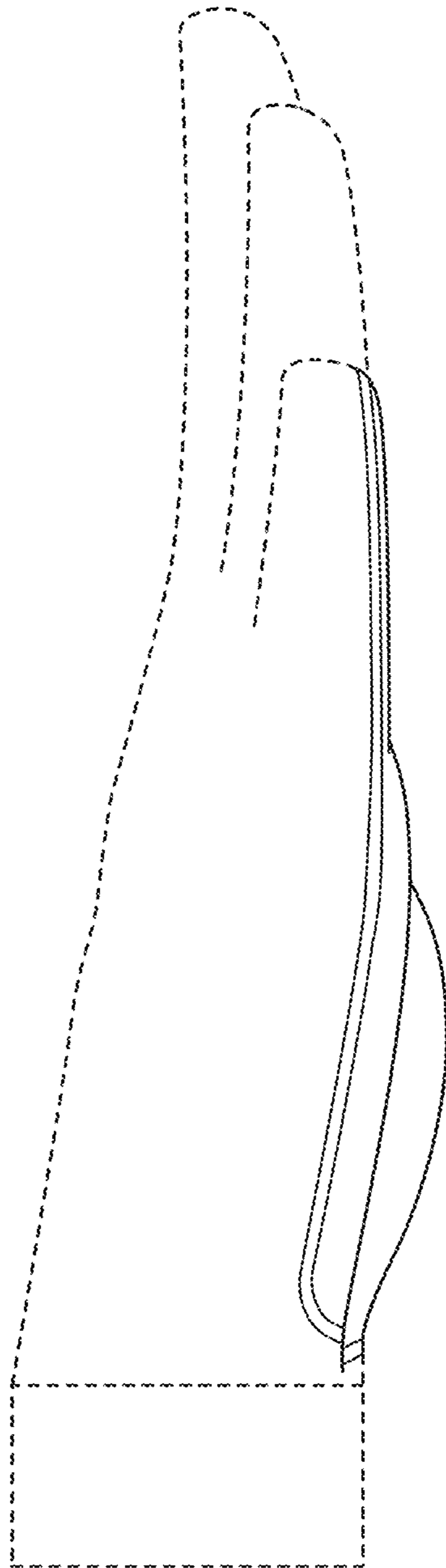


FIG. 4

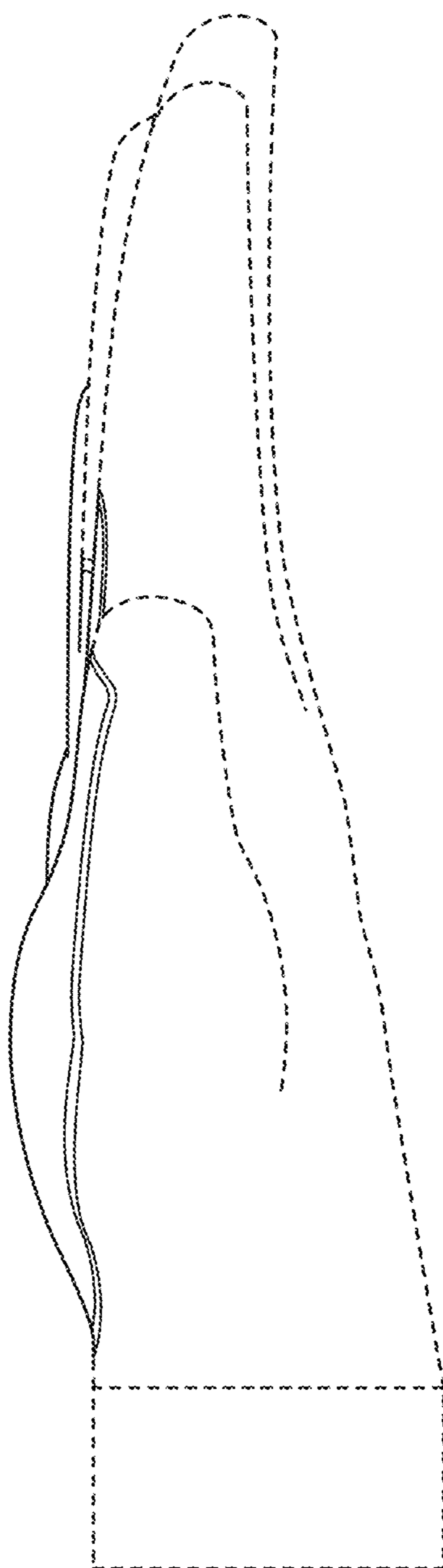


FIG. 5

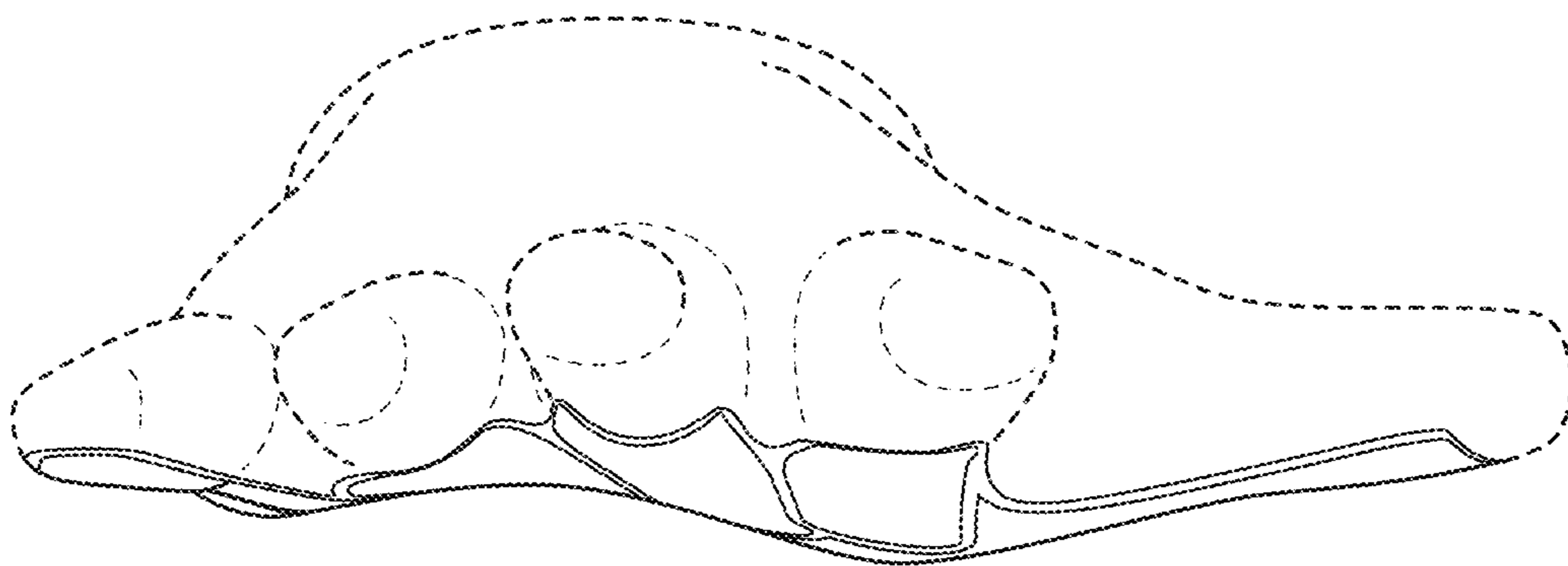


FIG. 6

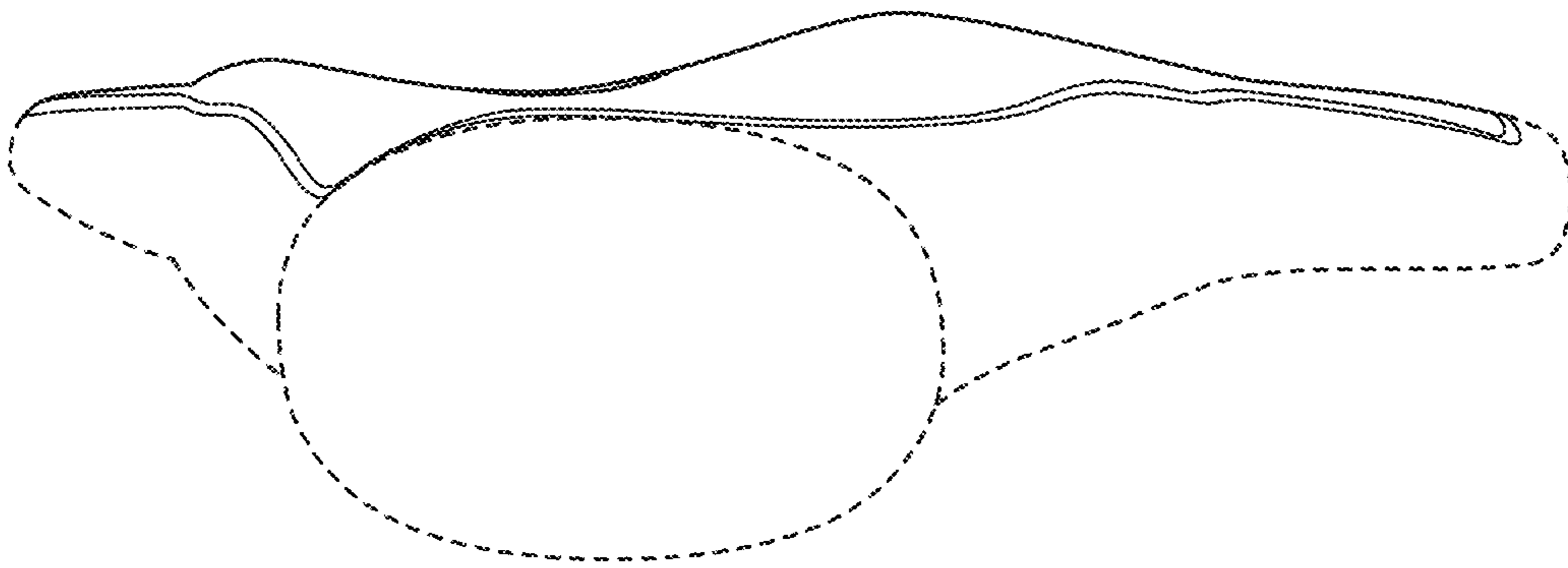


FIG. 7