



US00D926425S

(12) **United States Design Patent** (10) **Patent No.:** **US D926,425 S**  
**Furstenburg** (45) **Date of Patent:** **\*\* Aug. 3, 2021**

(54) **GLOVE**

(71) Applicant: **Matthew Furstenburg**, Crofton, MD (US)

(72) Inventor: **Matthew Furstenburg**, Crofton, MD (US)

(73) Assignee: **GRIP BOOST INC.**, Parkland, FL (US)

(\*\*) Term: **15 Years**

(21) Appl. No.: **29/718,859**

(22) Filed: **Dec. 30, 2019**

(51) **LOC (13) Cl.** ..... **02-06**

(52) **U.S. Cl.**  
USPC ..... **D2/617**

(58) **Field of Classification Search**  
USPC ..... D2/610, 617-619; D29/117.1, 117.2  
CPC ..... A41D 19/00; A41D 19/01505; A41D  
19/01547; A41D 19/01

See application file for complete search history.

(56) **References Cited**

**U.S. PATENT DOCUMENTS**

D660,547 S *	5/2012	Bengyak	.....	D2/619
D660,549 S *	5/2012	Bengyak	.....	D2/619
D661,050 S *	6/2012	Bengyak	.....	D2/619
D670,889 S *	11/2012	Bengyak	.....	D2/619
D674,988 S *	1/2013	Bengyak	.....	D2/617
D717,522 S *	11/2014	Bengyak	.....	D2/617
D725,870 S *	4/2015	Bengyak	.....	D2/617

**OTHER PUBLICATIONS**

Foam Hook 'Em Horns Hand, posted at universaladv.com, posting date not given, [online], [site visited Mar. 22, 2021]. Available from

Internet, URL: <https://www.universaladv.com/p/product/c9478026-d3e5-4e72-8bc8-e87d8f67829d/foam-hook-em-horns-hand> (Year: 2021).\*

Grip Boost Hook 'Em Football Gloves, posted at amazon.com, posting date Jan. 28, 2020, [online], [site visited Mar. 22, 2021]. Available from Internet, URL: <https://www.amazon.com/Grip-Boost-Peace-Football-Gloves/dp/B088X4FMPF?th=1&psc=1> (Year: 2020).\*

Grip Boost football gloves, posted at facebook.com, posting date Nov. 19, 2019, [online], [site visited Mar. 12, 2021]. Available from Internet, URL: <https://www.facebook.com/gripboost/posts/2921034657928299/> (Year: 2019).\*

\* cited by examiner

*Primary Examiner* — George D. Kirschbaum

*Assistant Examiner* — Maria J. Edwards

(74) *Attorney, Agent, or Firm* — Whiteford, Taylor & Preston, LLP; Gregory M. Stone

(57) **CLAIM**

The ornamental design for a glove, as shown and described.

**DESCRIPTION**

FIG. 1 is a perspective view of a glove showing the new design;

FIG. 2 is a front view thereof;

FIG. 3 is a back view thereof;

FIG. 4 is a left side view thereof;

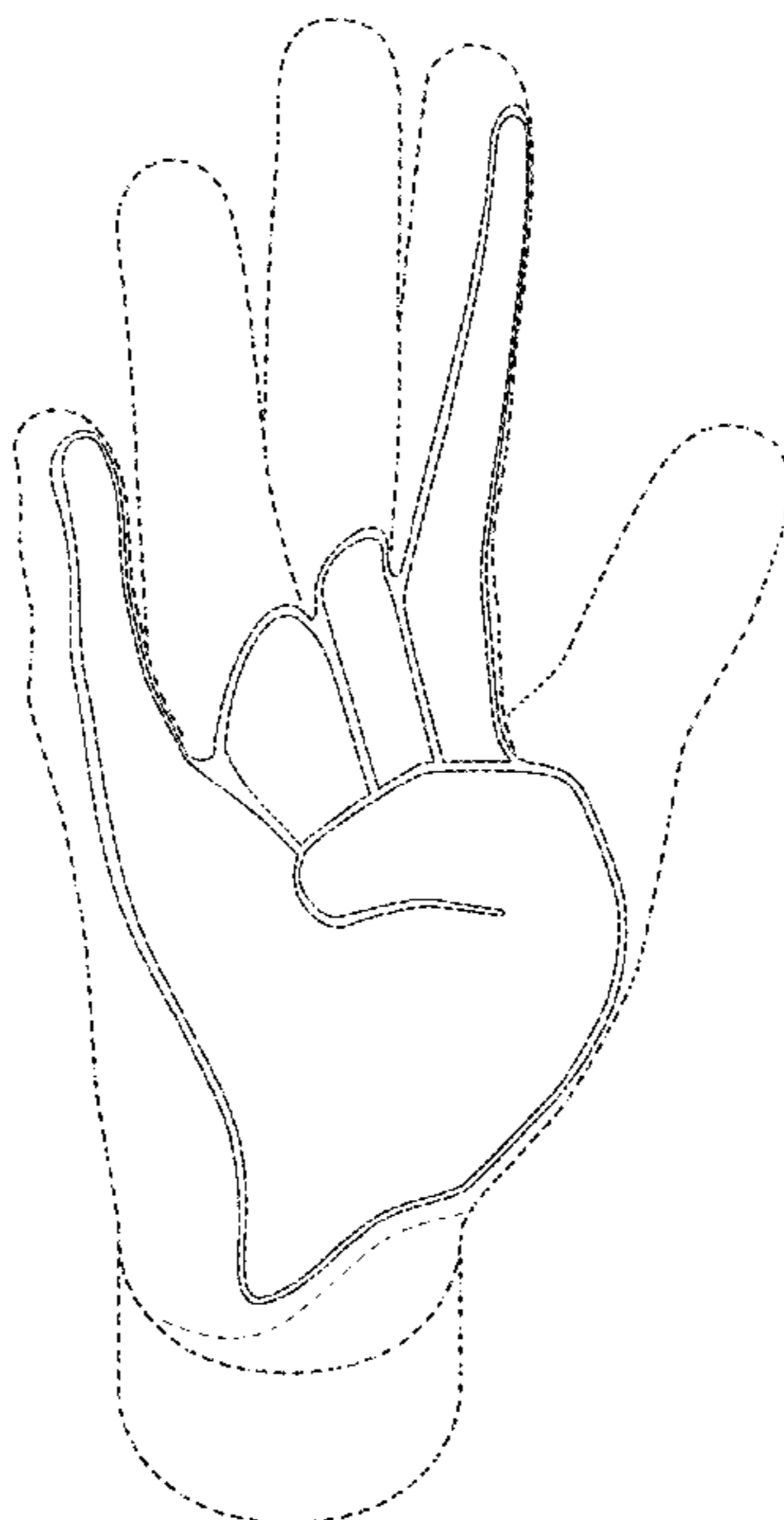
FIG. 5 is a right side view thereof;

FIG. 6 is a top plan view thereof; and,

FIG. 7 is a bottom plan view thereof.

The broken lines in the Figures form no part of the claimed design.

**1 Claim, 7 Drawing Sheets**



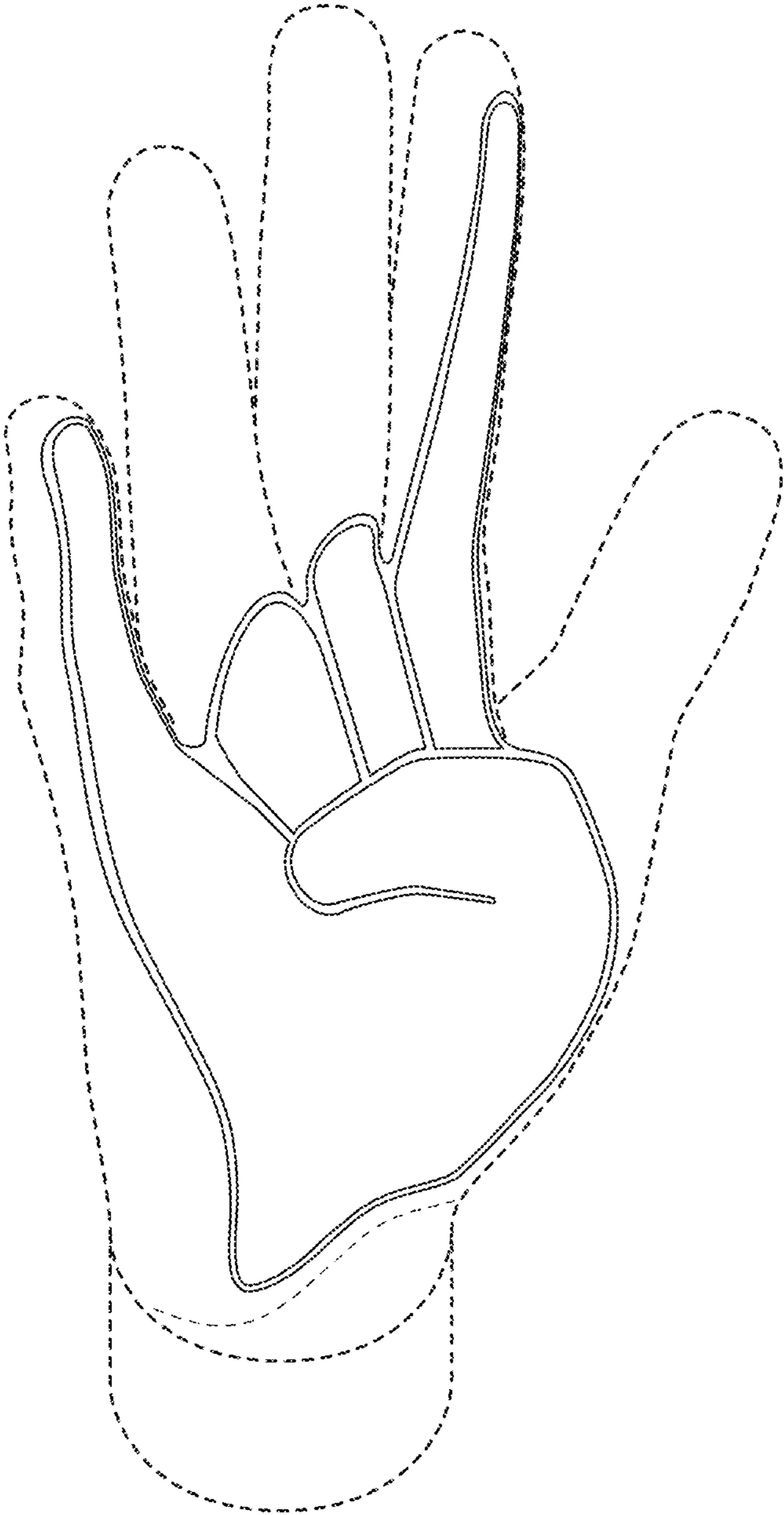


FIG. 1

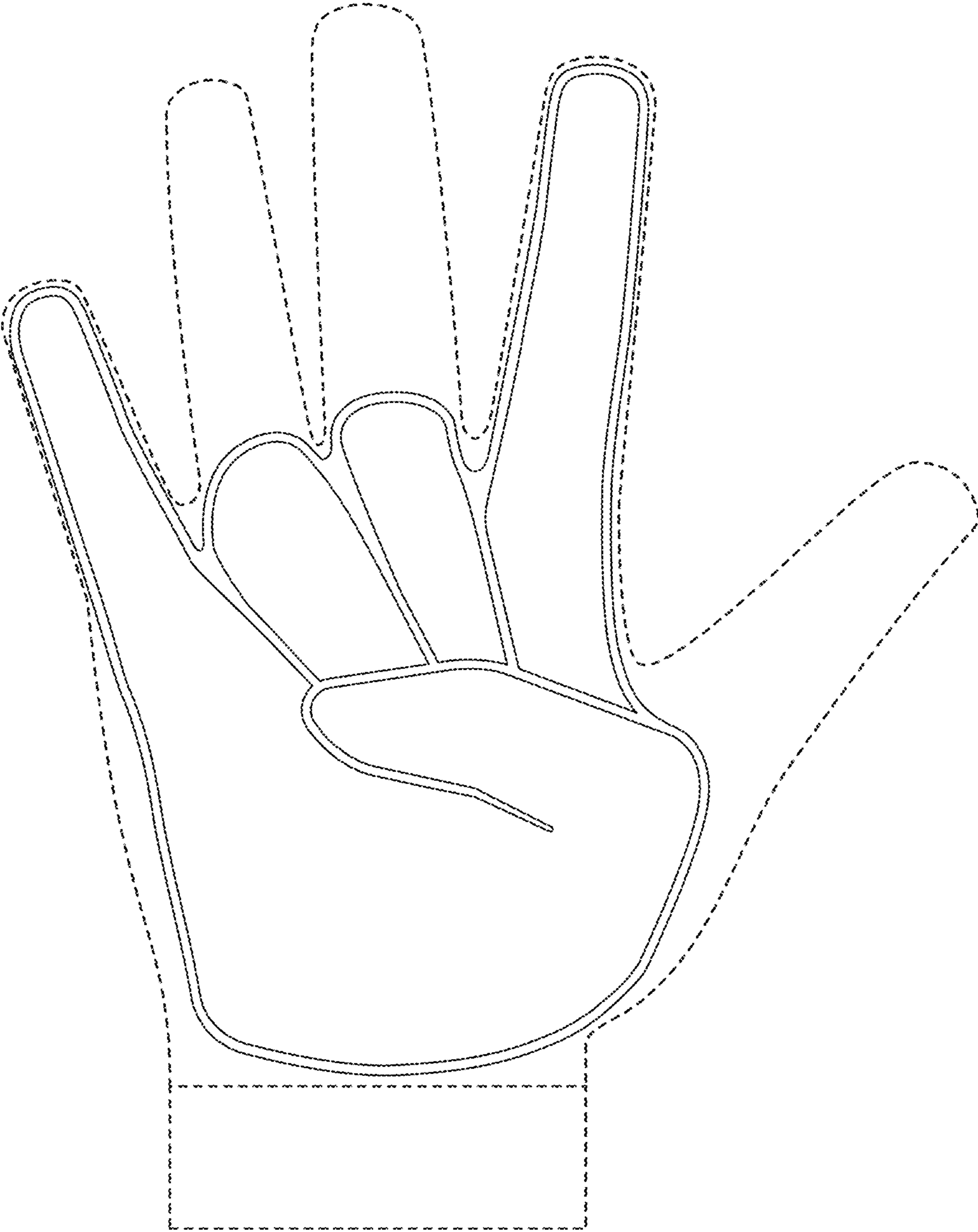


FIG. 2




FIG. 3

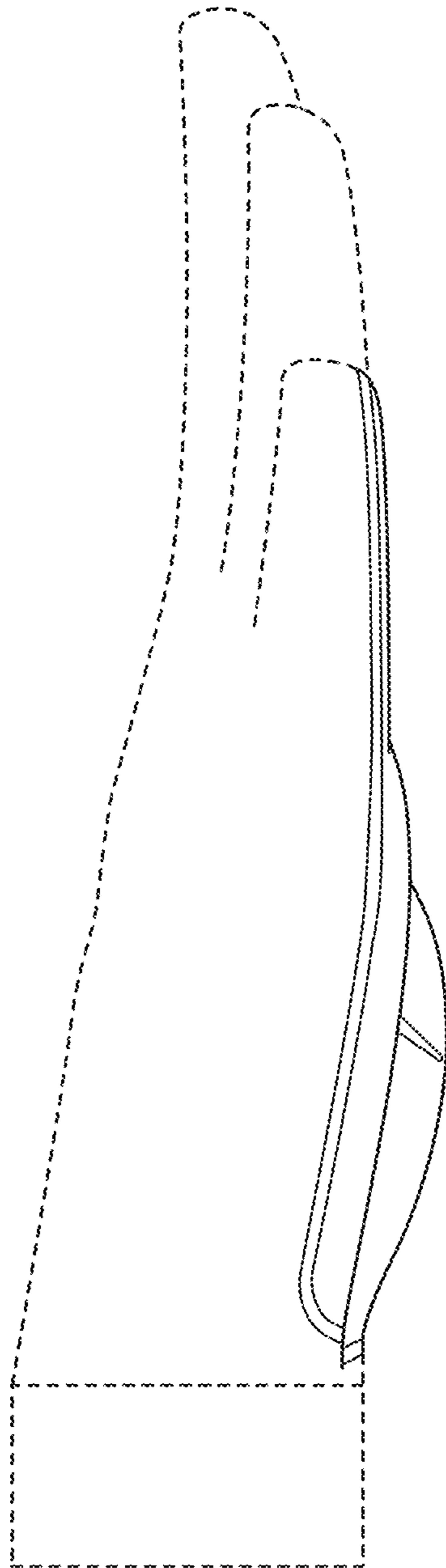


FIG. 4

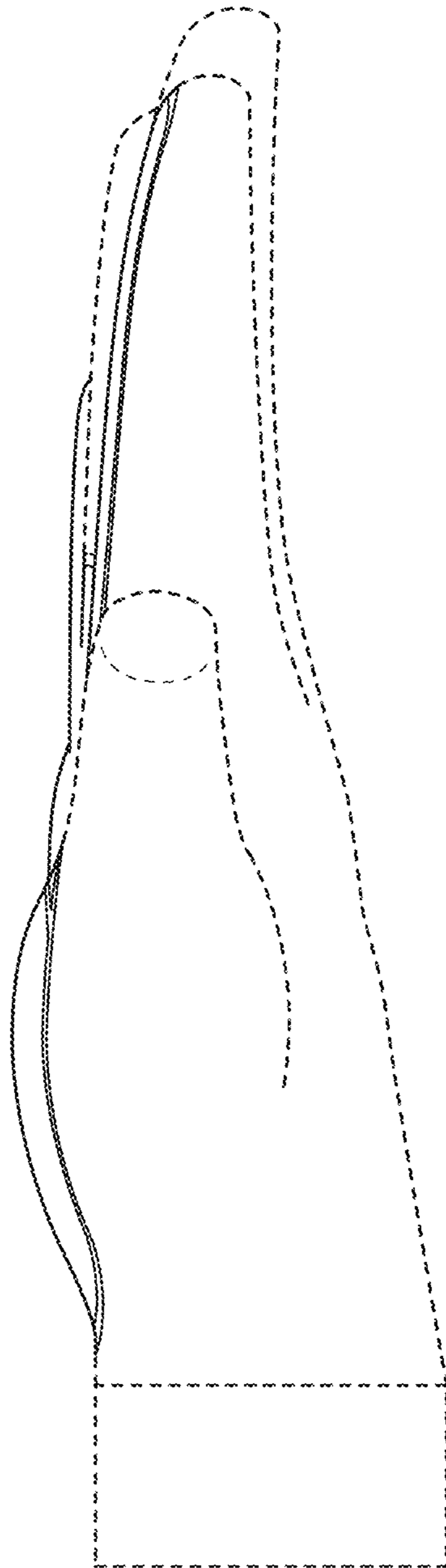


FIG. 5

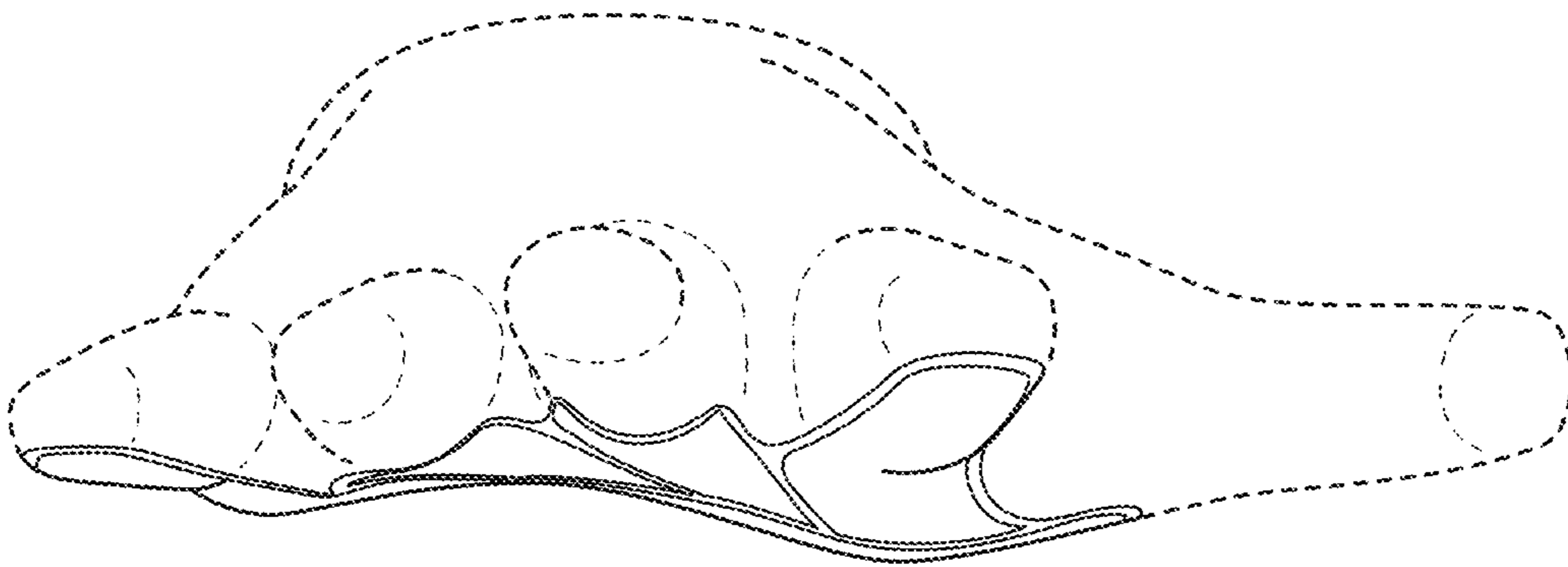


FIG. 6

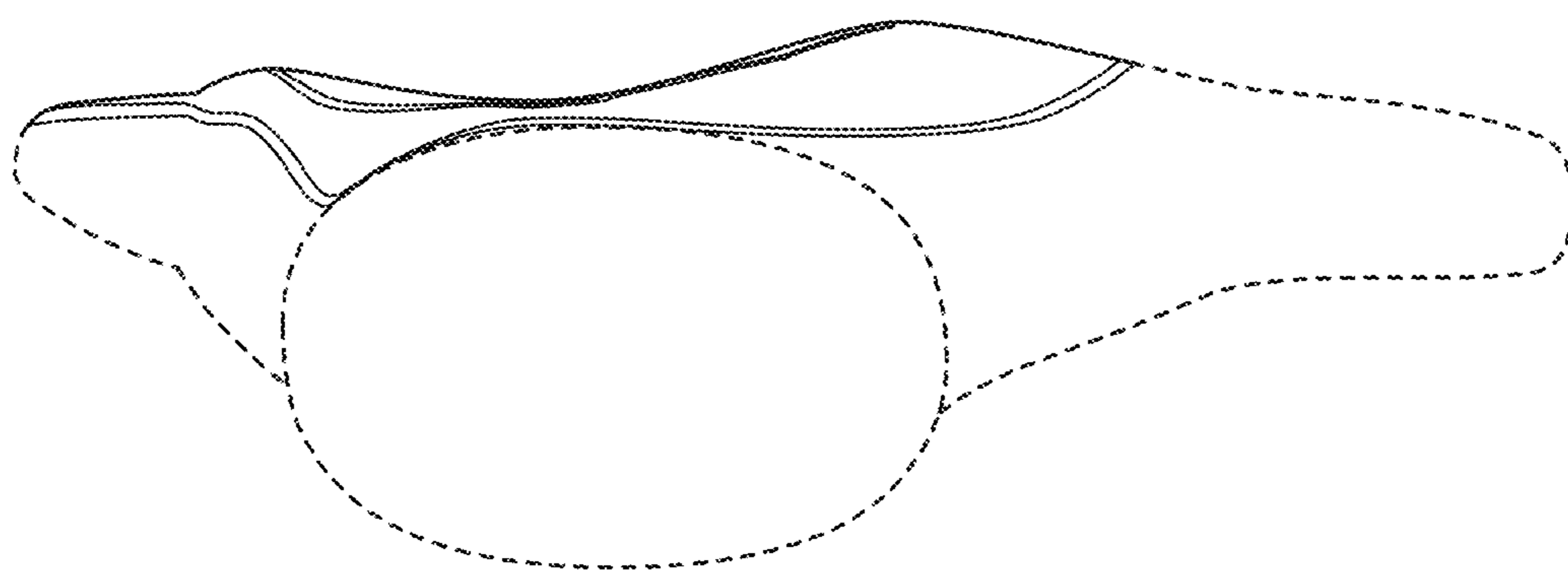


FIG. 7