



US00D926420S

(12) **United States Design Patent** (10) **Patent No.:** **US D926,420 S**
Lasley (45) **Date of Patent:** **** Jul. 27, 2021**

(54) **MAILBOX STAND**
(71) Applicant: **Brent Lasley**, Columbia, KY (US)
(72) Inventor: **Brent Lasley**, Columbia, KY (US)
(**) Term: **15 Years**
(21) Appl. No.: **29/685,444**
(22) Filed: **Mar. 28, 2019**
(51) **LOC (13) Cl.** **99-00**
(52) **U.S. Cl.**
USPC **D99/32**; D99/43
(58) **Field of Classification Search**
USPC D99/28, 29, 30, 31, 32, 43, 99; 312/35;
232/1 R, 1 A, 1 C, 1 D, 4 R, 2, 17, 19,
232/20, 21, 22, 24, 27, 30, 31, 37, 38, 39,
232/44, 45
CPC A47G 29/12; A47G 29/1201; A47G
29/1203; A47G 29/1205; A47G 29/1207;
A47G 29/1209; A47G 29/121; A47G
29/1212; A47G 29/1214; A47G 29/1216;
A47G 29/1218; A47G 29/122; A47G
29/1225; A47G 29/16; A47G 29/00
See application file for complete search history.

(56) **References Cited**
U.S. PATENT DOCUMENTS
3,243,104 A * 3/1966 Fillion A47G 29/1203
232/33
3,497,078 A * 2/1970 Nash A47G 29/1216
211/79
D322,877 S * 12/1991 Roach D99/32
D362,534 S * 9/1995 Gensburg D20/17
D371,885 S * 7/1996 Pennington D99/32
D390,328 S * 2/1998 Barton, Jr. D99/29
D390,329 S * 2/1998 Riley D99/32
D393,532 S * 4/1998 Black D99/32
D462,499 S * 9/2002 Erwin D99/32
D499,225 S * 11/2004 Taylor D99/29
D503,844 S * 4/2005 Taylor D99/32
D503,845 S * 4/2005 Taylor D99/32

D531,380 S * 10/2006 Mountz D99/32
D590,125 S * 4/2009 Waters D99/32
D727,590 S * 4/2015 Rogerson D99/32
D739,114 S * 9/2015 Buttecali D99/32
D739,640 S * 9/2015 Buttecali D99/32
D765,940 S * 9/2016 Buttecali D99/32
D874,785 S * 2/2020 Kenney D99/32
(Continued)

OTHER PUBLICATIONS

Black Decorative Aluminum Mailbox Post Corrosion Resistant Durable Mailbox Stand, https://www.ebay.com/itm/Black-Decorative-Aluminum-Mailbox-Post-Corrosion-Resistant-Durable-Mailbox-Stand-/173870977355?_trksid=p2385738.m4383.l10137.c10&nordt=true&rt=nc&orig_cvip=true, Jul. 18, 2019 (Year: 2019).*

Primary Examiner — Elizabeth J Oswecki
(74) *Attorney, Agent, or Firm* — Carrithers Law Office, PLLC; David W. Carrithers

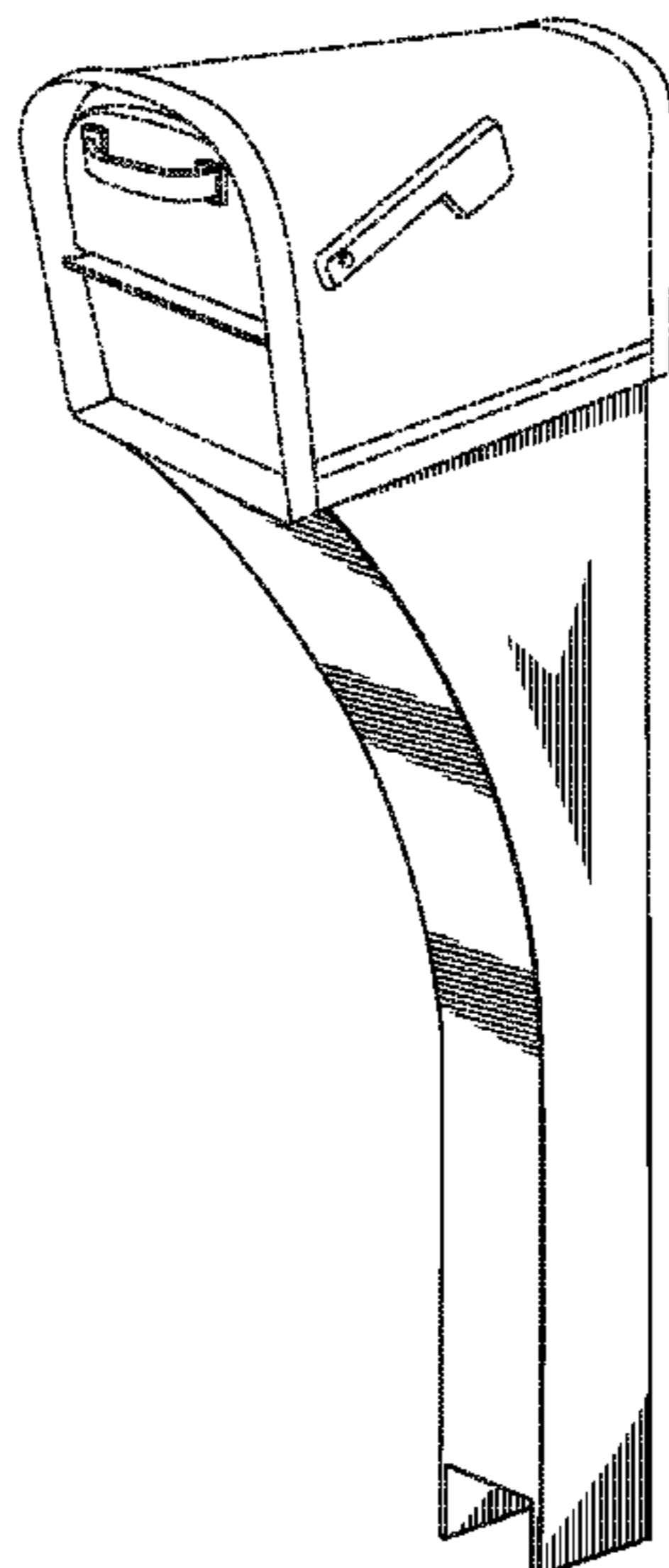
(57) **CLAIM**

The ornamental design for a mailbox stand, as shown and described.

DESCRIPTION

FIG. 1 is a perspective view of a mailbox stand showing my new design;
FIG. 2 is a left side elevation view thereof;
FIG. 3 is a right side elevation view thereof;
FIG. 4 is a bottom plan view thereof;
FIG. 5 is a top plan view thereof;
FIG. 6 is a front elevation view thereof;
FIG. 7 is a rear elevation view thereof; and,
FIG. 8 is a perspective view thereof, shown in a used condition with a base shown in broken lines supporting the mailbox.
The broken lines shown in FIGS. 1 through 8 represent portions of the mailbox stand that represent environment and form no part of the claimed design.

1 Claim, 4 Drawing Sheets



(56)

References Cited

U.S. PATENT DOCUMENTS

D878,704 S * 3/2020 Platt D99/32
D884,305 S * 5/2020 Platt D99/32

* cited by examiner

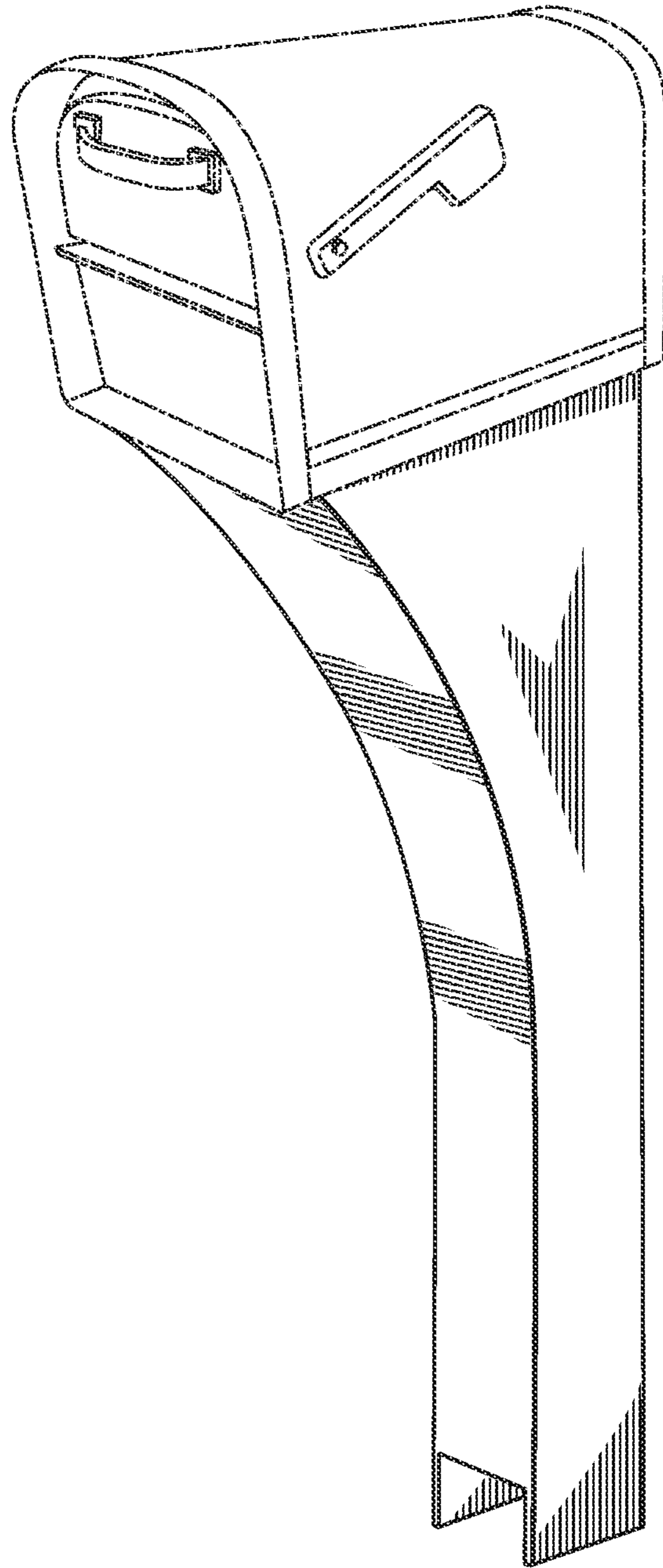


FIG. 1

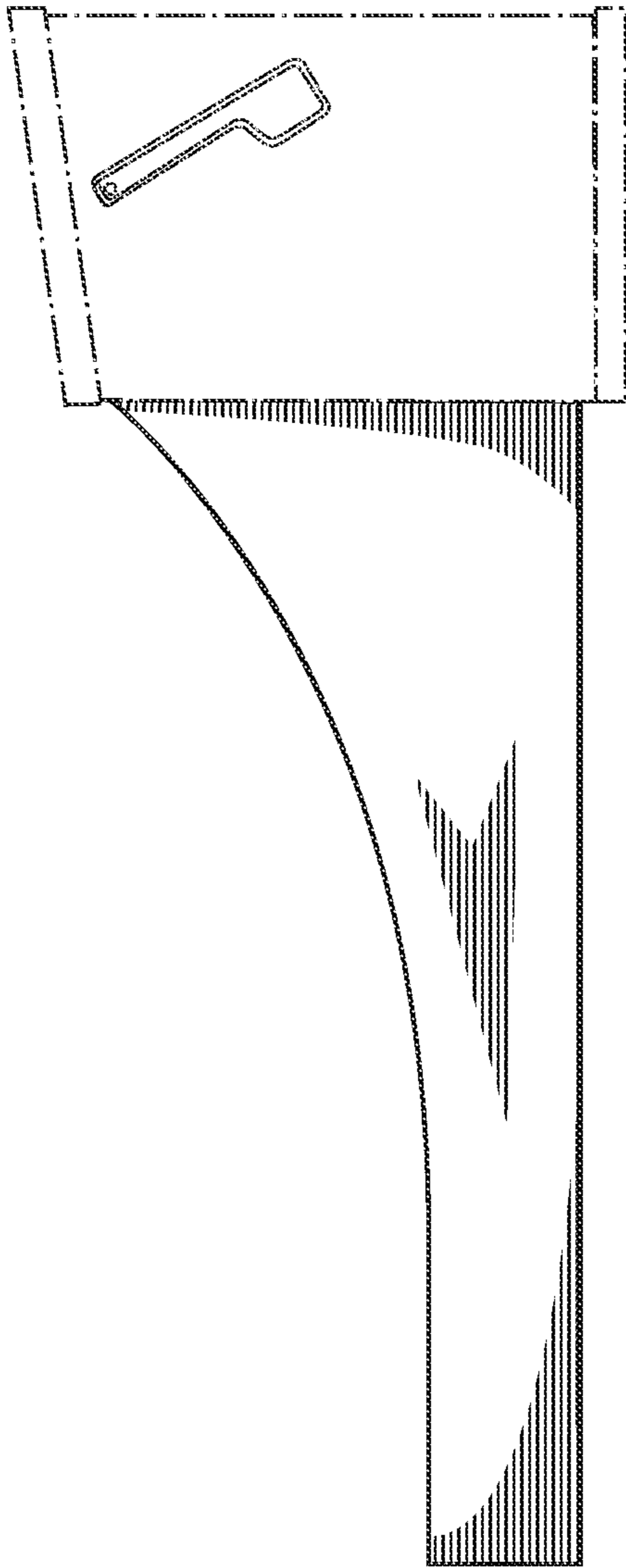


FIG. 2

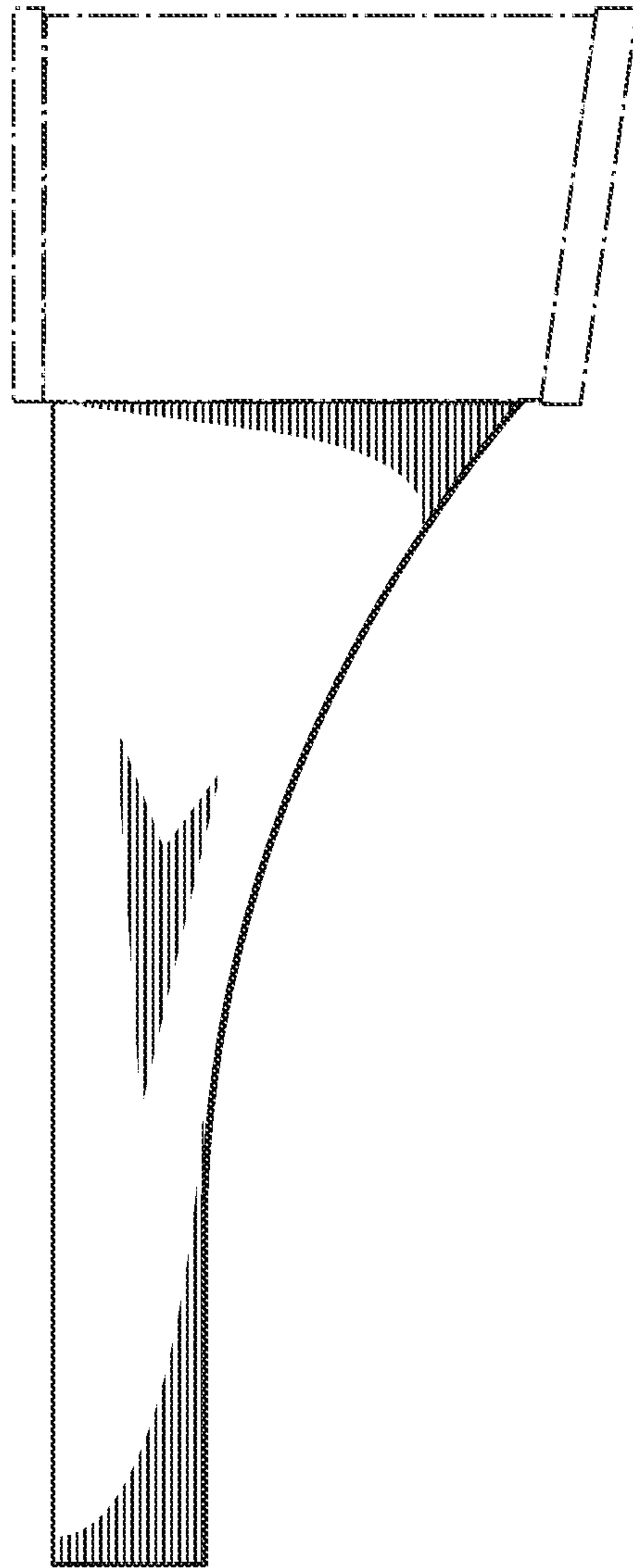


FIG. 3

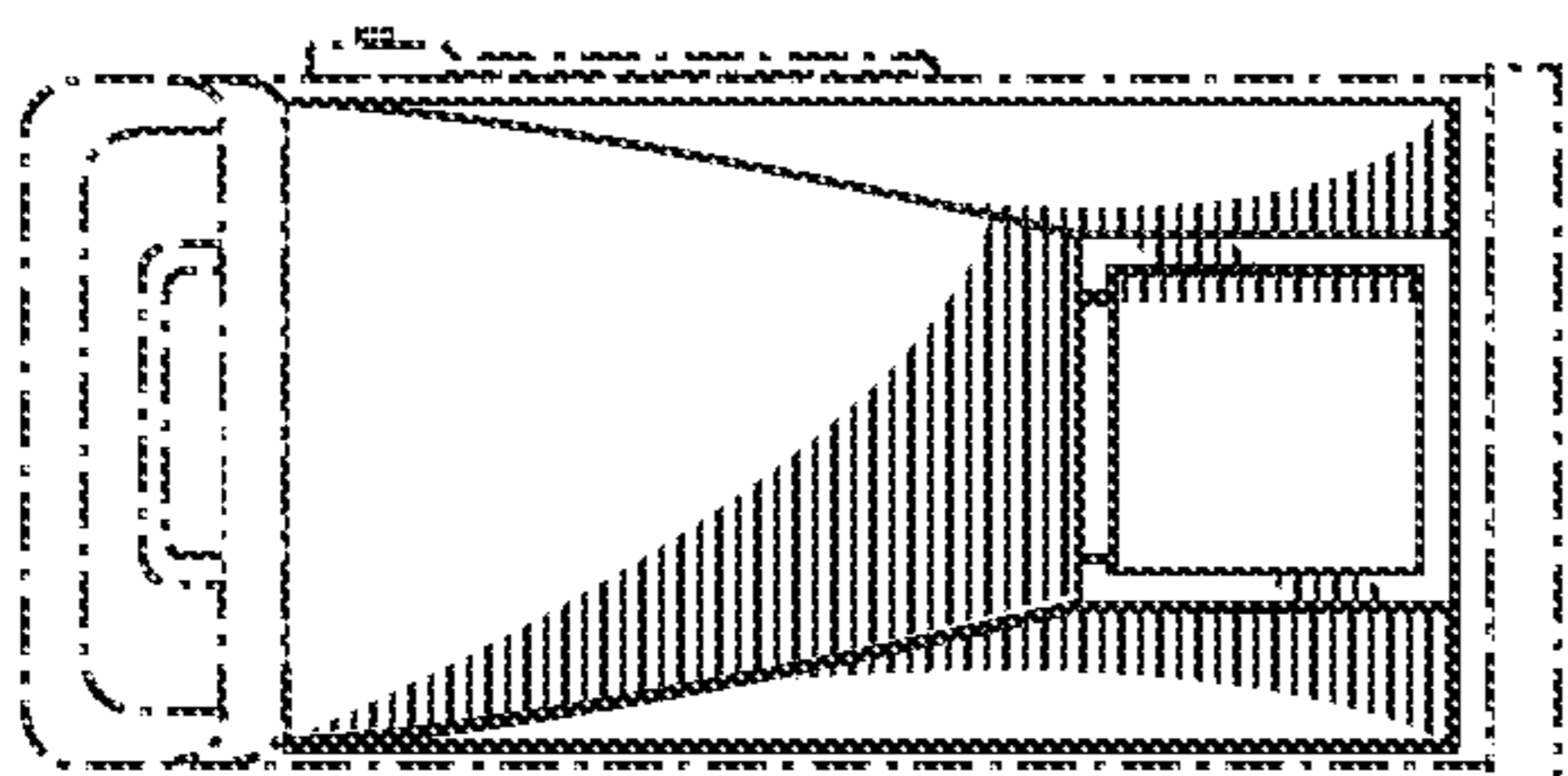


FIG. 4




FIG. 5

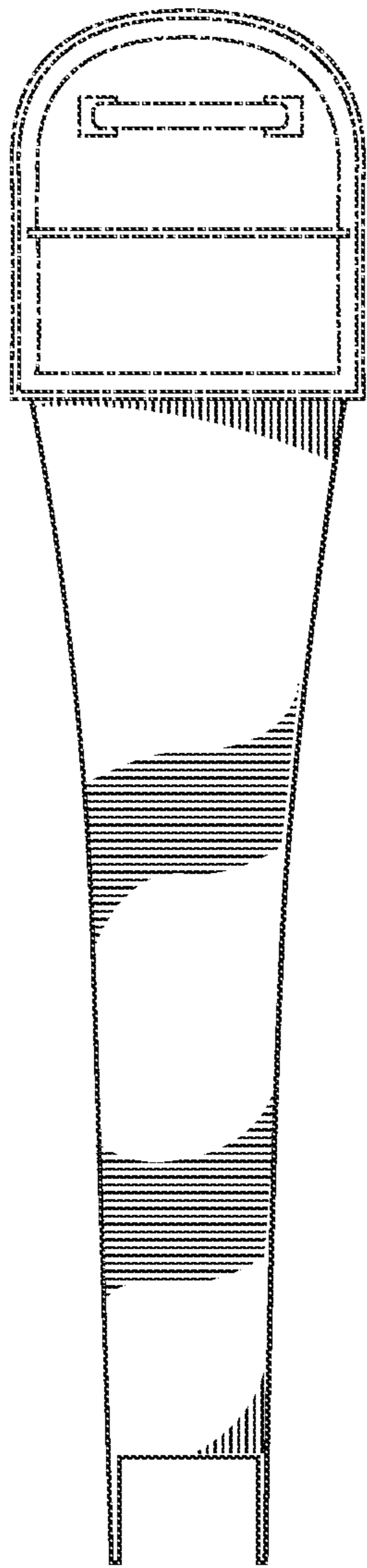


FIG. 6

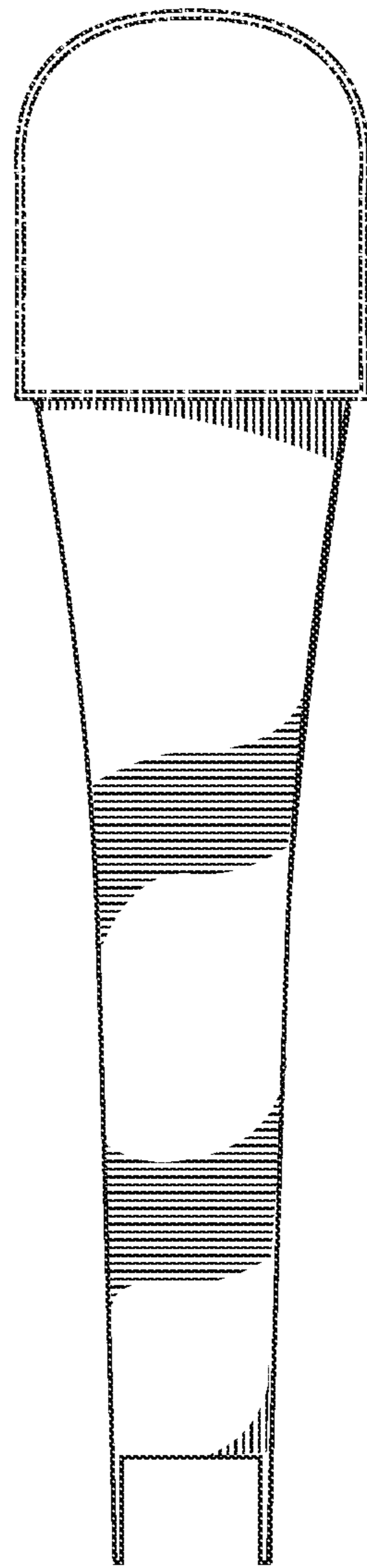


FIG. 7

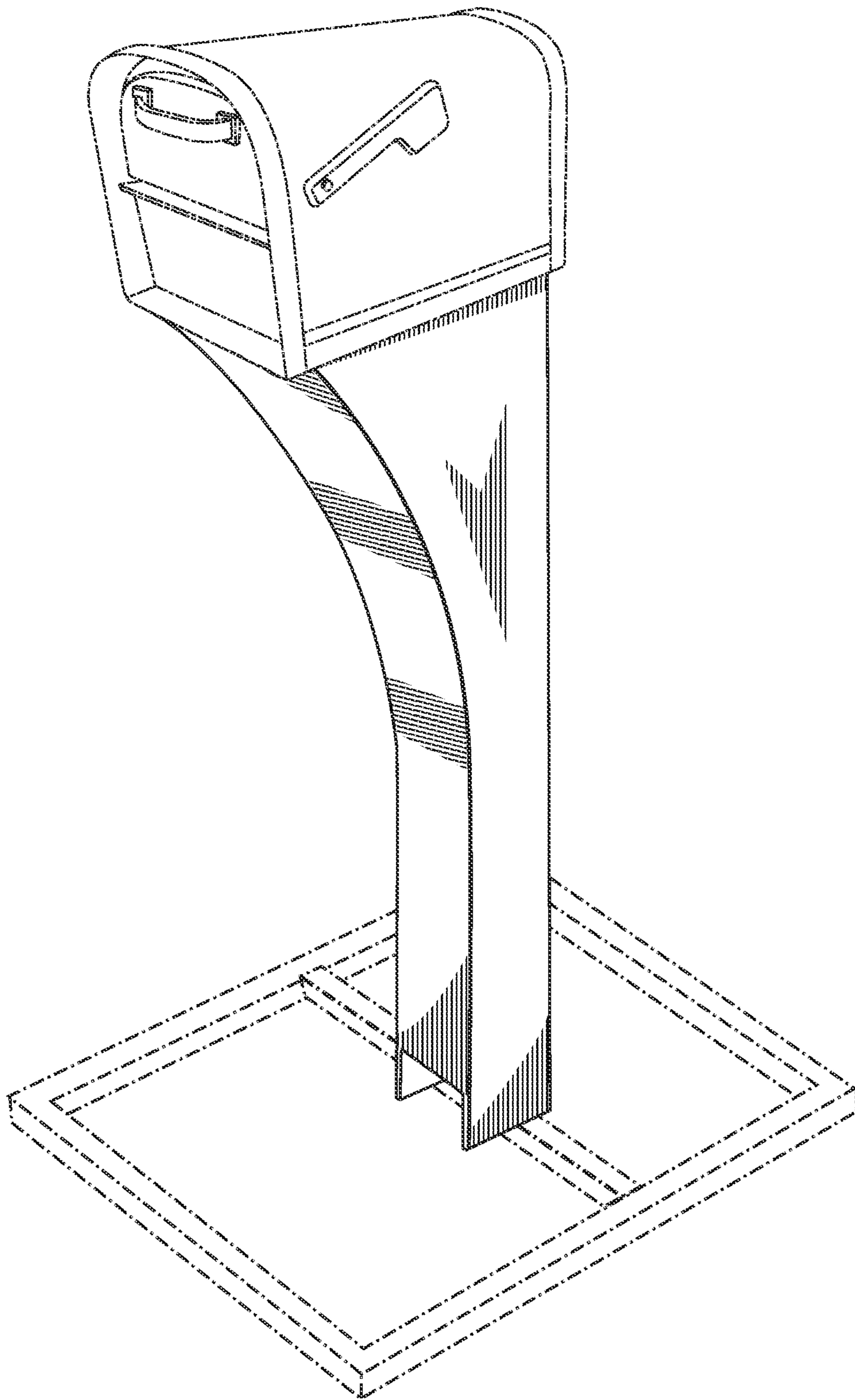


FIG. 8