



US00D926388S

(12) **United States Design Patent**  
**McLaughlin**

(10) **Patent No.:** **US D926,388 S**

(45) **Date of Patent:** **\*\* \*Jul. 27, 2021**

- (54) **FLAG SAFETY DEVICE**
- (71) Applicant: **Erin McLaughlin**, Hinsdale, IL (US)
- (72) Inventor: **Erin McLaughlin**, Hinsdale, IL (US)
- (73) Assignee: **FLAGGUARD, LLC**
- (\*) Notice: This patent is subject to a terminal disclaimer.
- (\*\*) Term: **15 Years**
- (21) Appl. No.: **29/663,340**
- (22) Filed: **Sep. 13, 2018**
- (51) **LOC (13) Cl.** ..... **02-99**
- (52) **U.S. Cl.**  
USPC ..... **D29/122; D11/165**
- (58) **Field of Classification Search**  
USPC ..... D29/100, 101.3, 101.4, 122, 124;  
D2/829; D3/215, 218, 221, 226, 322,  
D3/327; D11/165, 166, 181, 182  
CPC ..... A45F 2005/002; G08B 5/00; G08B 5/004;  
B63C 9/00; B63B 9/20; G09F 17/00  
See application file for complete search history.

(56) **References Cited**

**U.S. PATENT DOCUMENTS**

- 51,971 A 1/1866 Roussiel
- 988,830 A \* 4/1911 Smith ..... B63C 9/20  
441/89
- 2,118,708 A 5/1938 Johnson
- 2,361,414 A \* 10/1944 Ramsey ..... B63C 9/20  
362/108
- 3,643,902 A \* 2/1972 Gualano ..... G09F 17/00  
248/539
- 4,035,856 A \* 7/1977 Oberg ..... B63B 32/70  
441/89
- D283,652 S \* 5/1986 Hoover ..... D2/829
- 4,598,661 A 7/1986 Roe
- 4,752,264 A \* 6/1988 Melendez ..... B63B 32/70  
441/89

- 4,877,110 A \* 10/1989 Wolner ..... A62B 35/0093  
182/232
- 5,029,551 A 7/1991 Rosen
- 5,083,956 A 1/1992 Chraghchian et al.
- 5,370,566 A \* 12/1994 Mitchell, Jr. .... B63C 9/20  
441/106
- 5,423,282 A 6/1995 Krull et al.
- 5,651,711 A 7/1997 Samano
- 5,671,480 A 9/1997 Krout et al.
- 5,893,786 A 4/1999 Stevens
- D411,601 S \* 6/1999 Fong ..... D21/791
- 6,033,275 A \* 3/2000 Ely ..... B63C 9/11  
116/173

(Continued)

*Primary Examiner* — Kimberly Barnes

(74) *Attorney, Agent, or Firm* — Advitam IP, LLC

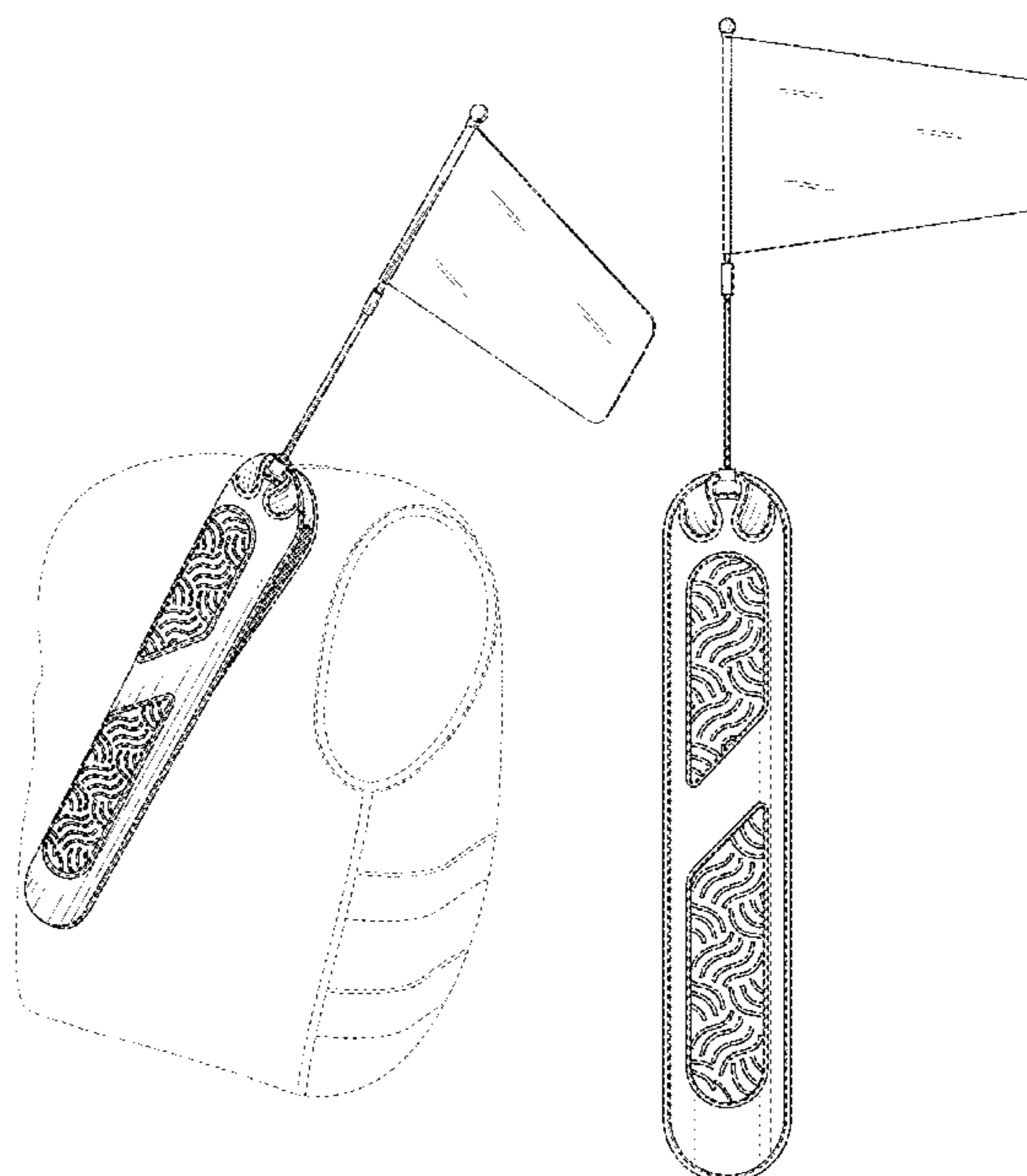
(57) **CLAIM**

The ornamental design for a flag safety device, as shown and described.

**DESCRIPTION**

FIG. 1 is a perspective view of a flag safety device showing my new design positioned on a vest;  
 FIG. 2 is a front view of the flag safety device of FIG. 1;  
 FIG. 3 is a rear view of the flag safety device of FIG. 1;  
 FIG. 4 is a left-side view of the flag safety device of FIG. 1;  
 FIG. 5 is a right-side view of the flag safety device of FIG. 1;  
 FIG. 6 is a top view of the flag safety device of FIG. 1; and,  
 FIG. 7 is a bottom view of the flag safety device of FIG. 1.  
 The broken lines depicting a vest in FIG. 1 represent environmental subject matter that form no part of the claimed design. The broken lines in FIG. 3 depict portions of the flag safety device that form no part of the claimed design.

**1 Claim, 4 Drawing Sheets**



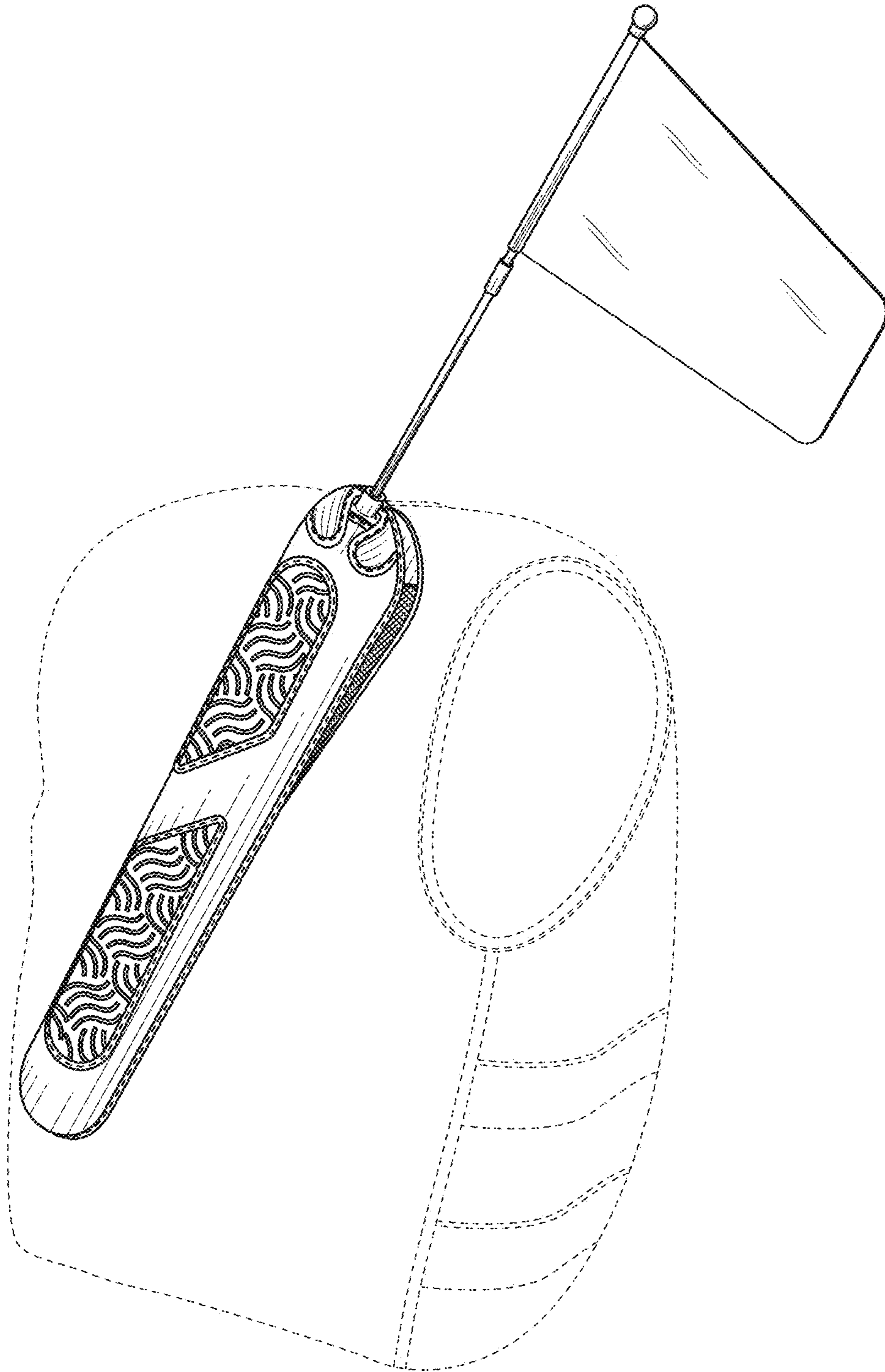
(56)

**References Cited**

U.S. PATENT DOCUMENTS

6,220,910	B1	4/2001	Rickey	
6,289,840	B1	9/2001	Hill	
D462,145	S *	8/2002	Abzakh .....	D21/804
6,666,622	B1	12/2003	Courtney et al.	
6,749,473	B1	6/2004	Lower	
D589,697	S *	4/2009	Green .....	D3/5
7,654,218	B1 *	2/2010	Marlette .....	G09F 17/00 116/173
D620,822	S *	8/2010	Schmitz .....	D10/109.1
D829,382	S	9/2018	McLaughlin	
10,207,780	B2 *	2/2019	Leyva .....	B63C 9/1255
10,562,601	B2 *	2/2020	McLaughlin .....	B63C 9/11
10,842,244	B2 *	11/2020	Ogrin .....	G09F 17/00
2008/0045100	A1	2/2008	Dungan	
2019/0185120	A1 *	6/2019	Clark .....	B63C 9/18

\* cited by examiner



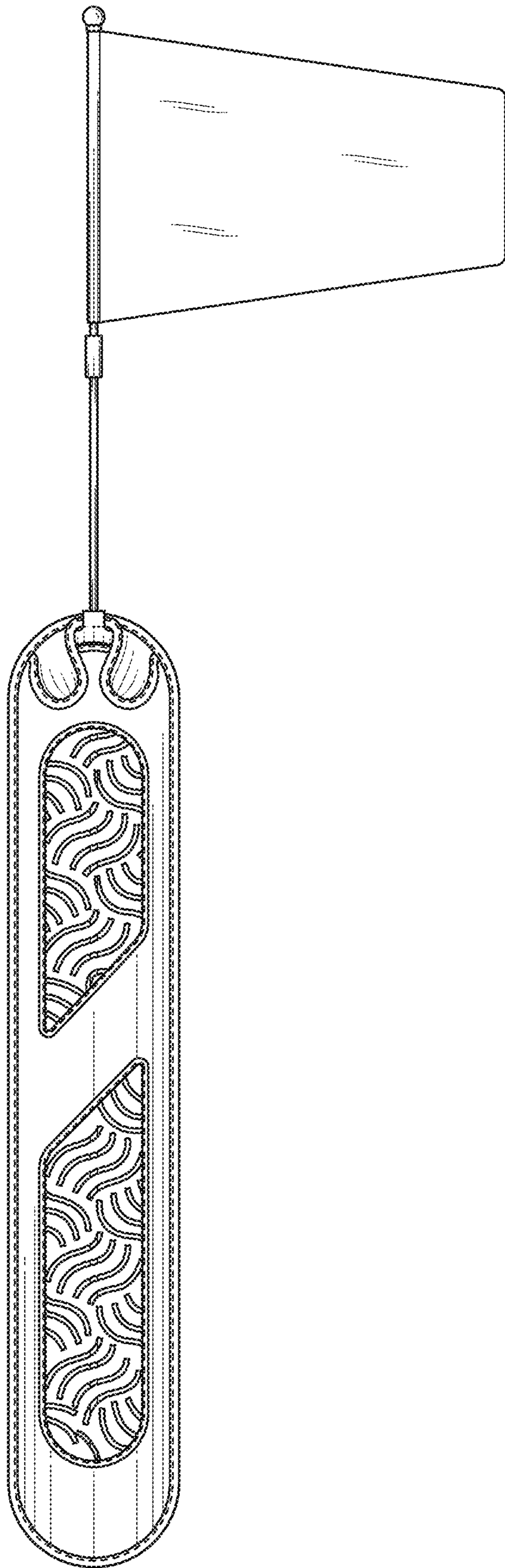


FIG. 2

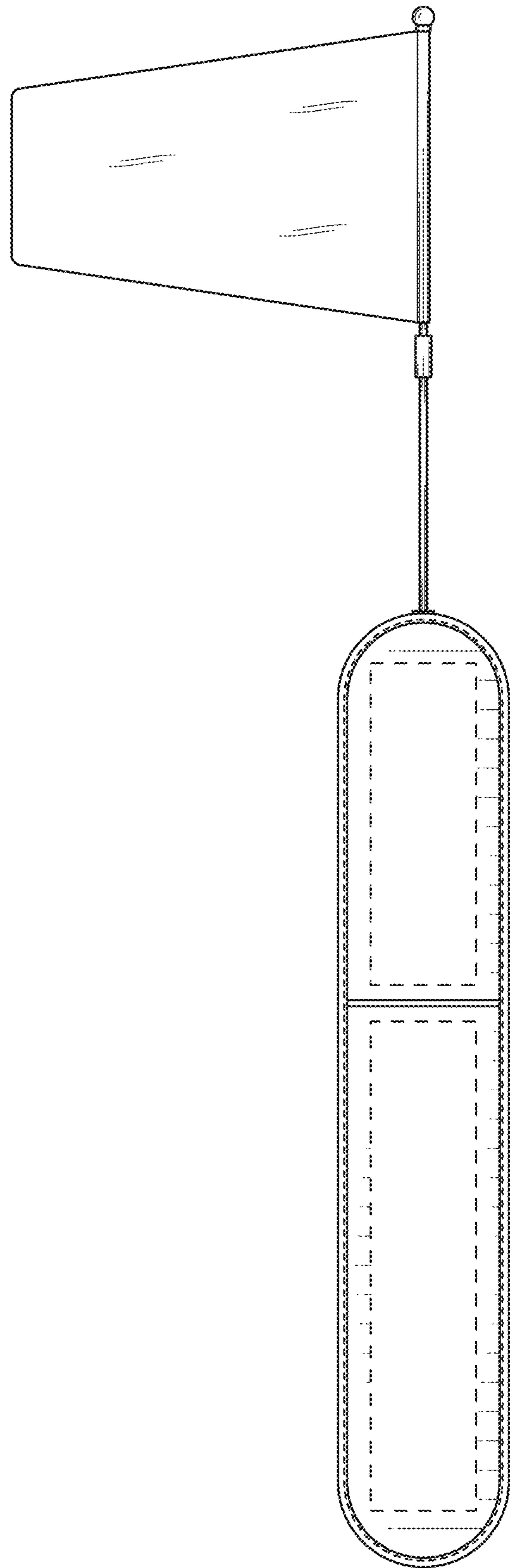


FIG. 3

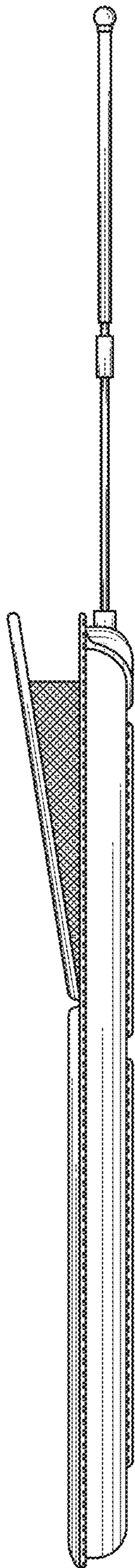


FIG. 4

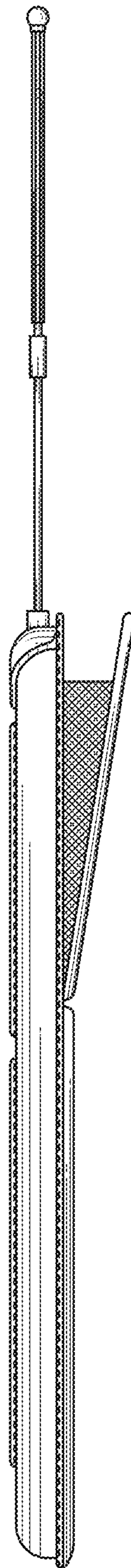


FIG. 5




FIG. 6




FIG. 7