



US00D926372S

(12) **United States Design Patent** (10) **Patent No.:** **US D926,372 S**
Liang (45) **Date of Patent:** **** Jul. 27, 2021**

(54) **HAIR STRAIGHTENER**

(71) Applicant: **Yongli Liang**, Guangxi (CN)

(72) Inventor: **Yongli Liang**, Guangxi (CN)

(**) Term: **15 Years**

(21) Appl. No.: **29/718,386**

(22) Filed: **Dec. 24, 2019**

(51) **LOC (13) Cl.** **28-03**

(52) **U.S. Cl.**
USPC **D28/35; D28/25**

(58) **Field of Classification Search**

USPC ... D28/10, 35, 37, 38, 21-25, 27, 28, 30, 32
CPC A45D 2/00; A45D 2001/045; A45D 1/16;
A45D 1/04; A45D 1/18; A45D 1/06-14;
A45D 2/02-10; A45D 2/38-42; A45D
2/001-002; A45D 20/48

See application file for complete search history.

(56) **References Cited**

U.S. PATENT DOCUMENTS

2,410,086	A *	10/1946	Lewis	A45D 2/002 132/137
2,461,170	A *	2/1949	Morretta	A45D 2/42 132/122
3,173,428	A *	3/1965	Postel	A45D 1/18 132/232
3,927,684	A *	12/1975	Lam	A45D 20/48 132/119.1
D479,626	S *	9/2003	Colombo	D28/35
D489,482	S *	5/2004	Cho	D28/35
D643,974	S *	8/2011	Renault	D28/35
8,146,605	B1 *	4/2012	Laaly	A46B 9/023 132/118
D735,477	S *	8/2015	Anderson	D4/116
D771,310	S *	11/2016	He	D28/35
2005/0236009	A1 *	10/2005	Park	A45D 1/18 132/224
2008/0127989	A1 *	6/2008	Chapman	A45D 24/10 132/118
2013/0247934	A1 *	9/2013	Han	A45D 1/18 132/269

FOREIGN PATENT DOCUMENTS

EM 007407796-0002 * 12/2019

OTHER PUBLICATIONS

Mode Works Hot Comb Hair Straightener [online], [site visited Oct. 22, 2020], Available from internet, URL:<<https://www.amazon.com/dp/B08F4X6JZX>> (Year: 2020).*

Herstyler Comb For Straightening Hair [online], [site visited Oct. 22, 2020], Available from internet, URL:<<https://www.amazon.com/dp/B07CTZYZKN/>> (Year: 2019).*

* cited by examiner

Primary Examiner — Cynthia Ramirez

Assistant Examiner — Xavier Marti-Santos

(74) *Attorney, Agent, or Firm* — Zhihua Han; Wen IP LLC

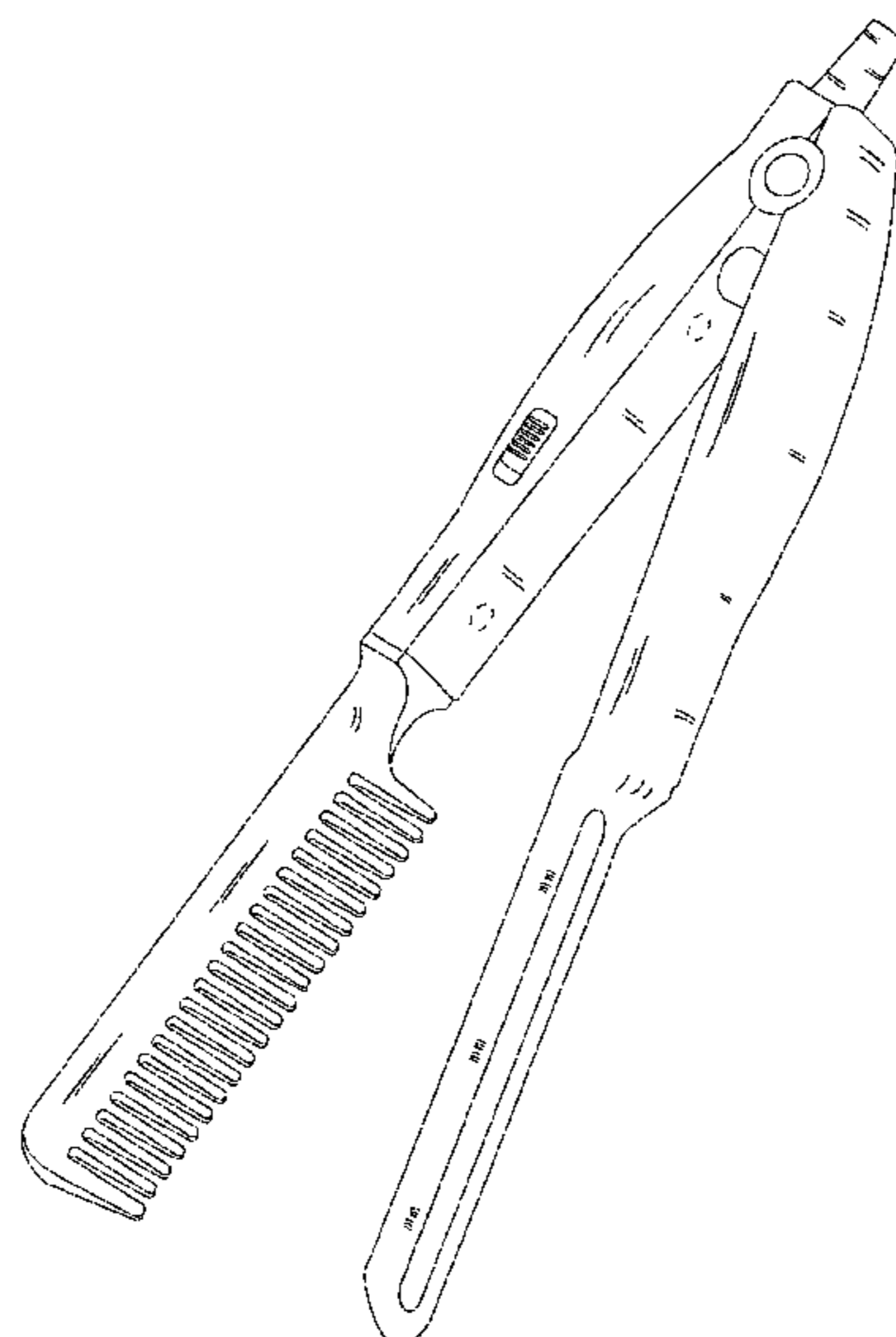
(57) **CLAIM**

I claim the ornamental design for a hair straightener, as shown and described.

DESCRIPTION

FIG. 1 is a perspective view of a hair straightener at an open position, showing my new design;
FIG. 2 is another perspective view of a hair straightener at a closed position, showing my new design;
FIG. 3 is a front elevational view thereof;
FIG. 4 is a rear elevational view thereof;
FIG. 5 is a bottom plan view thereof;
FIG. 6 is a top plan view thereof;
FIG. 7 is a left-side elevational view thereof; and,
FIG. 8 is a right-side elevational view thereof.
The broken lines in the figures are for the purpose of illustrating portions of the hair straightener, which form no part of the claimed design.

1 Claim, 8 Drawing Sheets



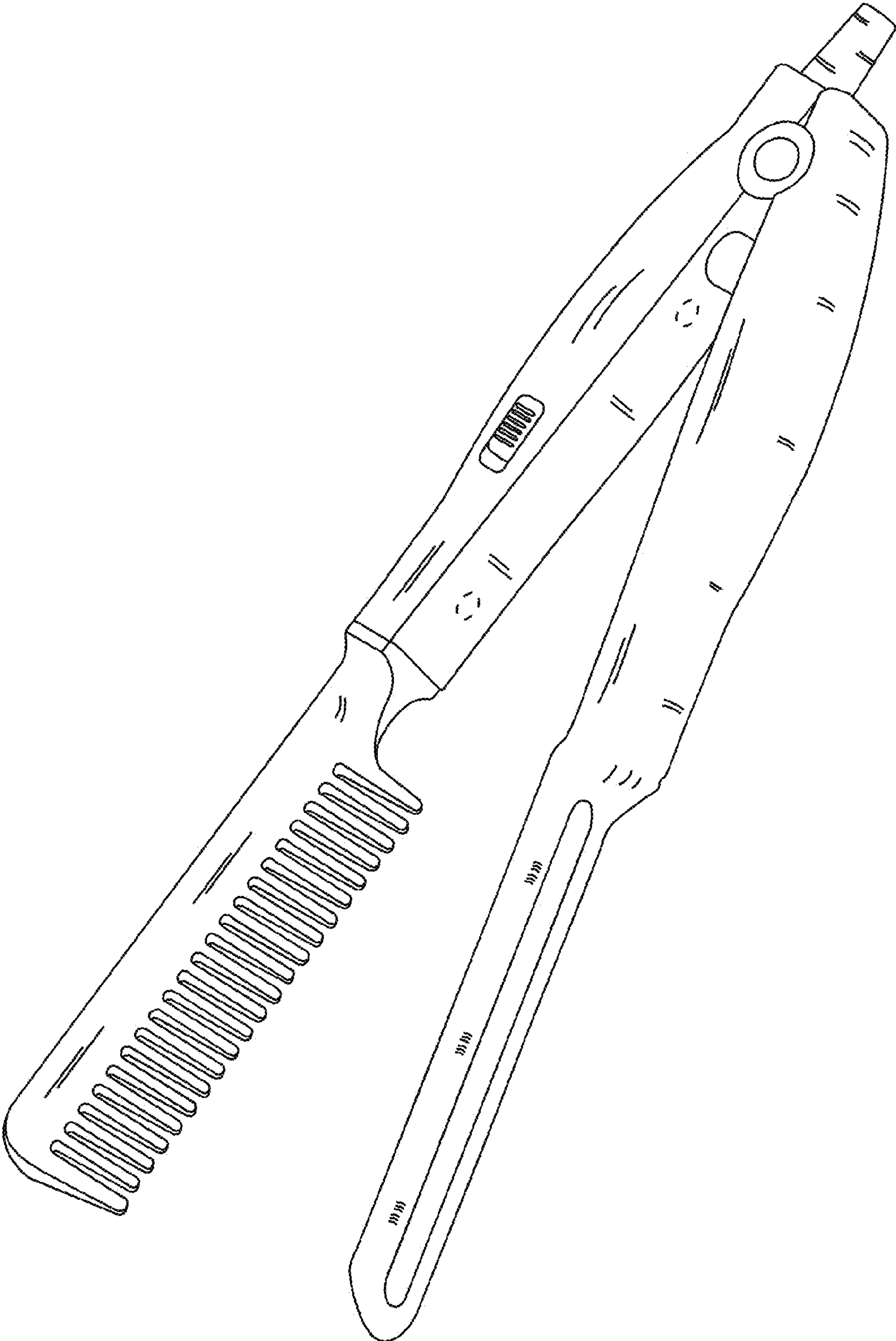


FIG. 1

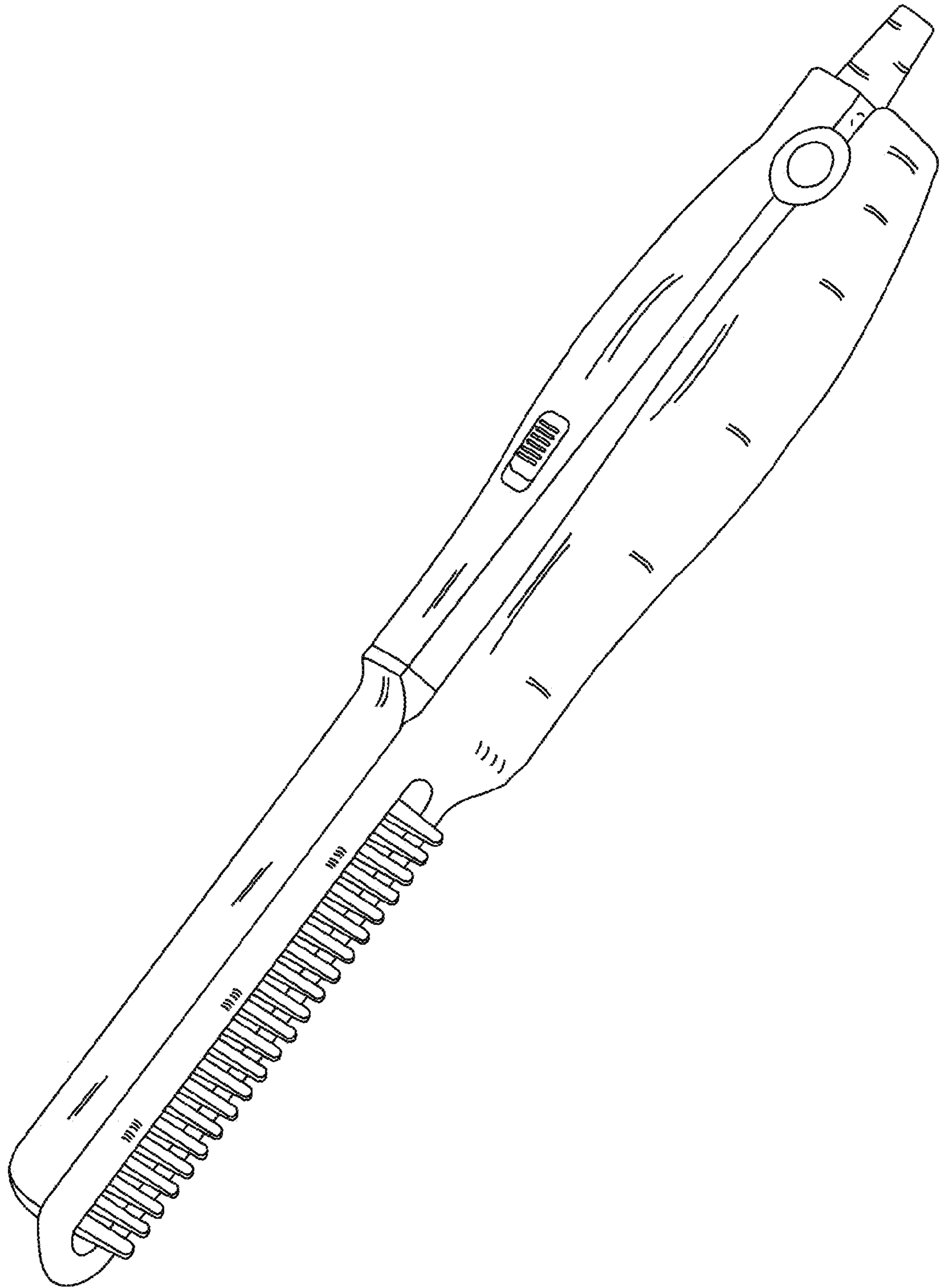


FIG. 2

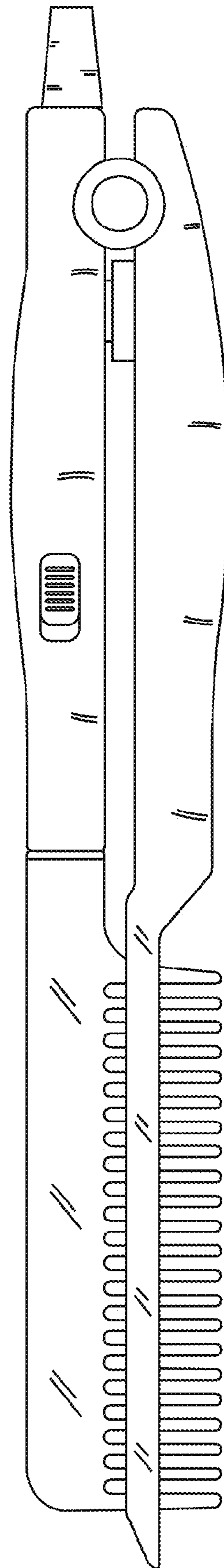


FIG. 3

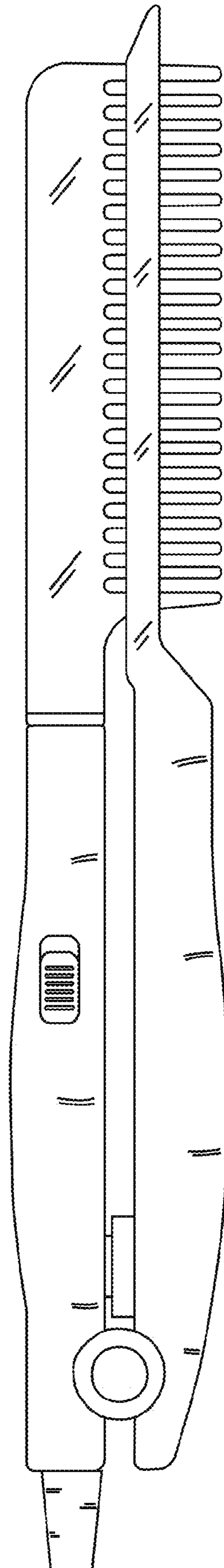


FIG. 4

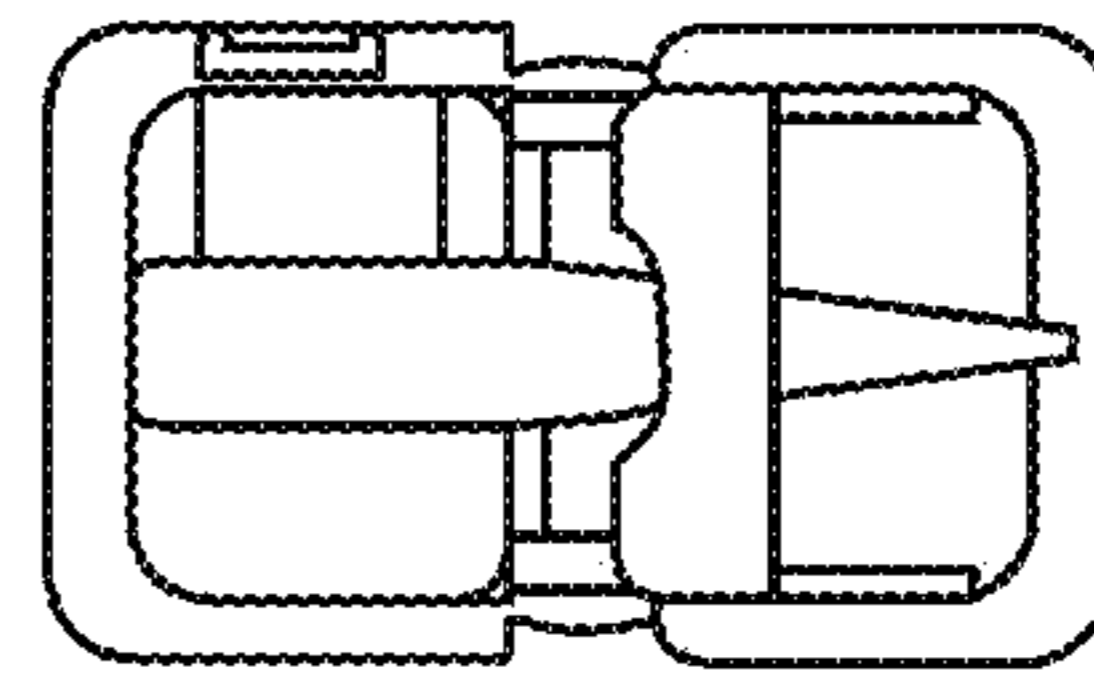


FIG. 5




FIG. 6

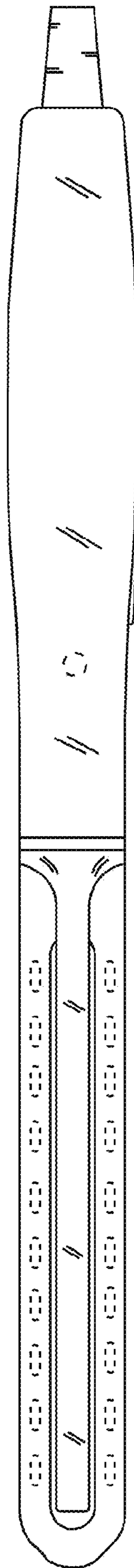


FIG. 7




FIG. 8