



US00D926361S

(12) **United States Design Patent** (10) **Patent No.:** **US D926,361 S**
Wang (45) **Date of Patent:** **** Jul. 27, 2021**

(54) **ELECTRONIC CIGARETTE CASE**

FOREIGN PATENT DOCUMENTS

(71) Applicant: **Xiaoying Wang**, Shenzhen (CN)

CN 305218776 6/2019

(72) Inventor: **Xiaoying Wang**, Shenzhen (CN)

OTHER PUBLICATIONS

(73) Assignee: **Xiaoying Wang**, Shenzhen (CN)

Electronic Cigarette Case by: Alibaba, found on line on Aug. 4, 2020 https://www.alibaba.com/product-detail/Special-Price-Leather-Electronic-Cigarette-Case_62539656686.html.
Aug. 26, 2020—(RU) Office Action—App 201930054278.0.

(**) Term: **15 Years**

* cited by examiner

(21) Appl. No.: **29/722,504**

(22) Filed: **Jan. 30, 2020**

(51) **LOC (13) Cl.** **27-02**

Primary Examiner — Marissa J Cash

(52) **U.S. Cl.**

Assistant Examiner — Rebecca Tsehaye

USPC **D27/162**

(74) *Attorney, Agent, or Firm* — Banner & Witcoff, Ltd.

(58) **Field of Classification Search**

USPC D27/162, 100, 101, 163–165, 172, 174,
D27/175, 183, 185–194; D24/110, 110.5

(57) **CLAIM**

CPC A24F 47/002; A24F 47/006; A24F 47/008;
A61M 15/00; A61M 15/06

The ornamental design for an electronic cigarette case, as shown and described.

See application file for complete search history.

(56) **References Cited**

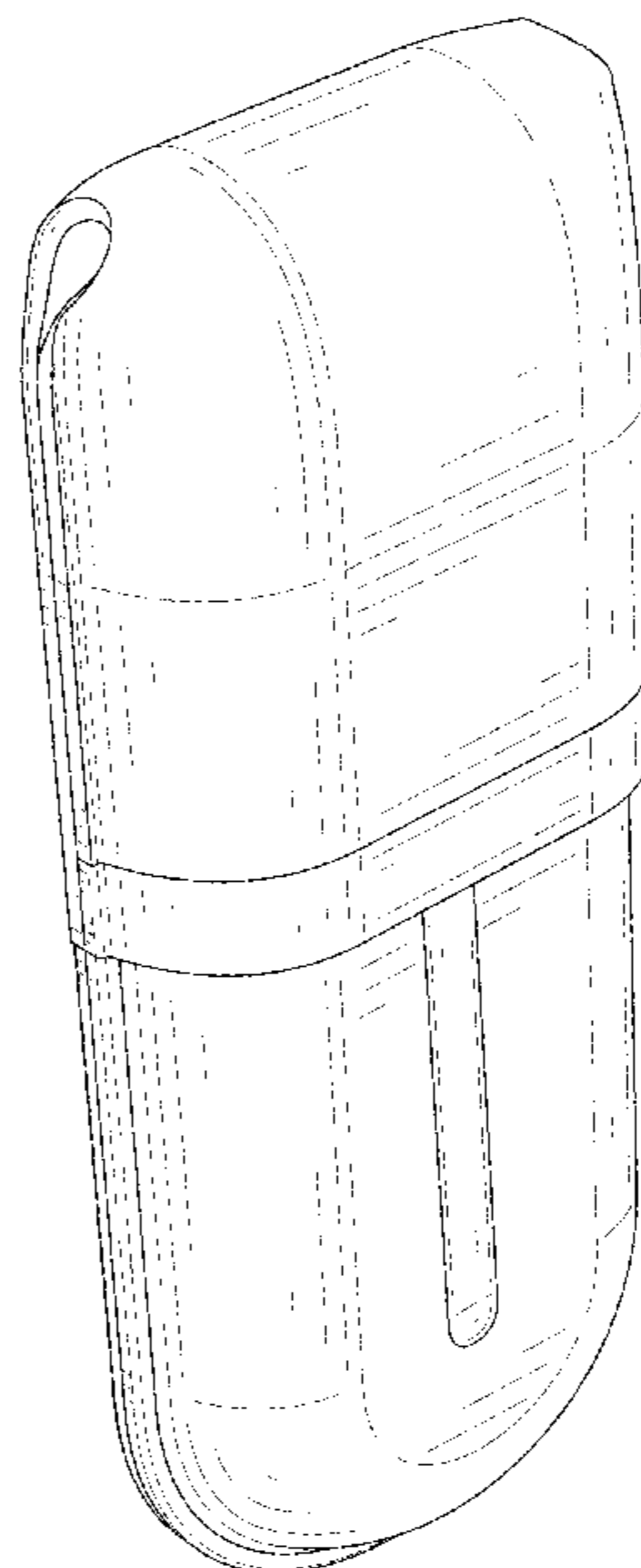
DESCRIPTION

U.S. PATENT DOCUMENTS

D374,817 S	*	10/1996	Bertolini	D9/520
D646,574 S	*	10/2011	Bore	D9/529
D837,446 S	*	1/2019	Durand	D27/101
D853,632 S	*	7/2019	Qiu	D27/101
D874,718 S	*	2/2020	Qiu	D27/162
D876,004 S	*	2/2020	Wang	D27/101
D877,976 S	*	3/2020	Ding	D27/162
D881,457 S	*	4/2020	Ouyang	D27/162
D889,736 S	*	7/2020	Han	D27/162
D890,417 S	*	7/2020	Austin	D27/162
D901,756 S	*	11/2020	Chen	D27/101
D903,191 S	*	11/2020	Li	D27/101
D903,936 S	*	12/2020	He	D27/162
D903,939 S	*	12/2020	Tung	D27/172
D904,680 S	*	12/2020	Pan	D27/162
D905,330 S	*	12/2020	Kim	D27/162

FIG. 1 is a side perspective view of the new design of an electronic cigarette case;
FIG. 2 is another side perspective view thereof;
FIG. 3 is a front elevation view thereof;
FIG. 4 is a rear elevation view thereof;
FIG. 5 is a left side view thereof;
FIG. 6 is a right side view thereof;
FIG. 7 is a top view thereof;
FIG. 8 is a bottom view thereof; and,
FIG. 9 is a side perspective view thereof, illustrating that a cover of the electronic cigarette case is opened.
The broken (dashed) lines show portions of the electronic cigarette case that form no part of the claimed design.

1 Claim, 9 Drawing Sheets






FIG. 1

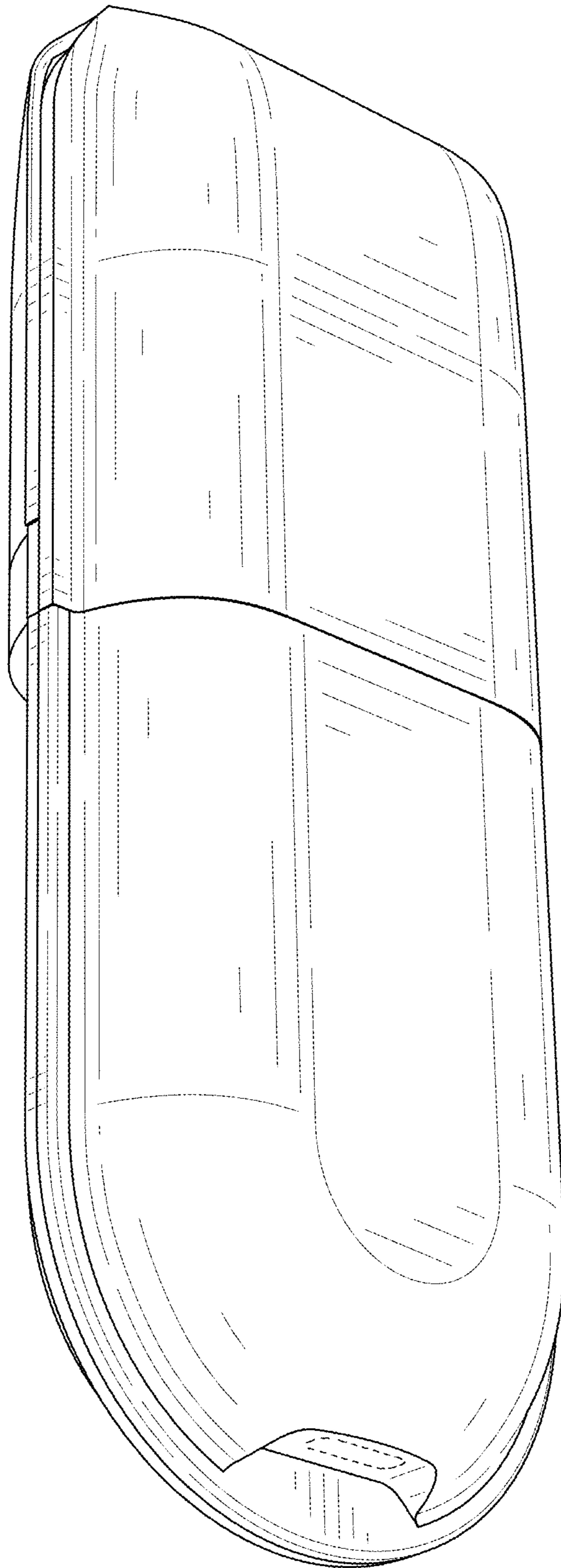


FIG. 2




FIG. 3




FIG. 4

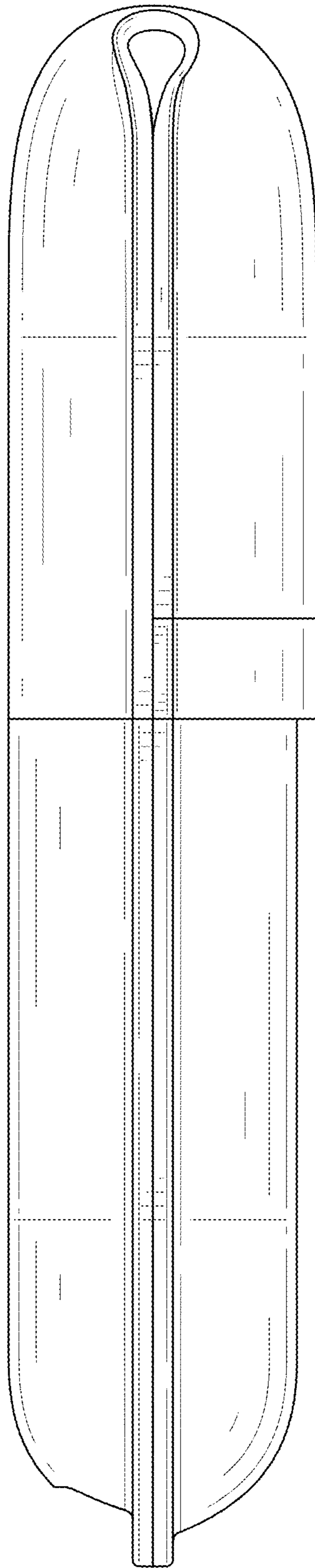


FIG. 5

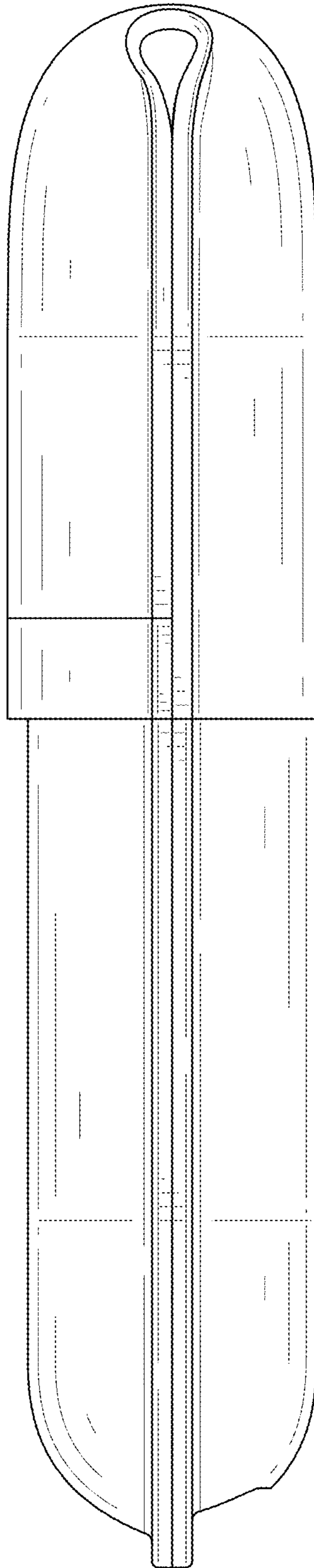


FIG. 6

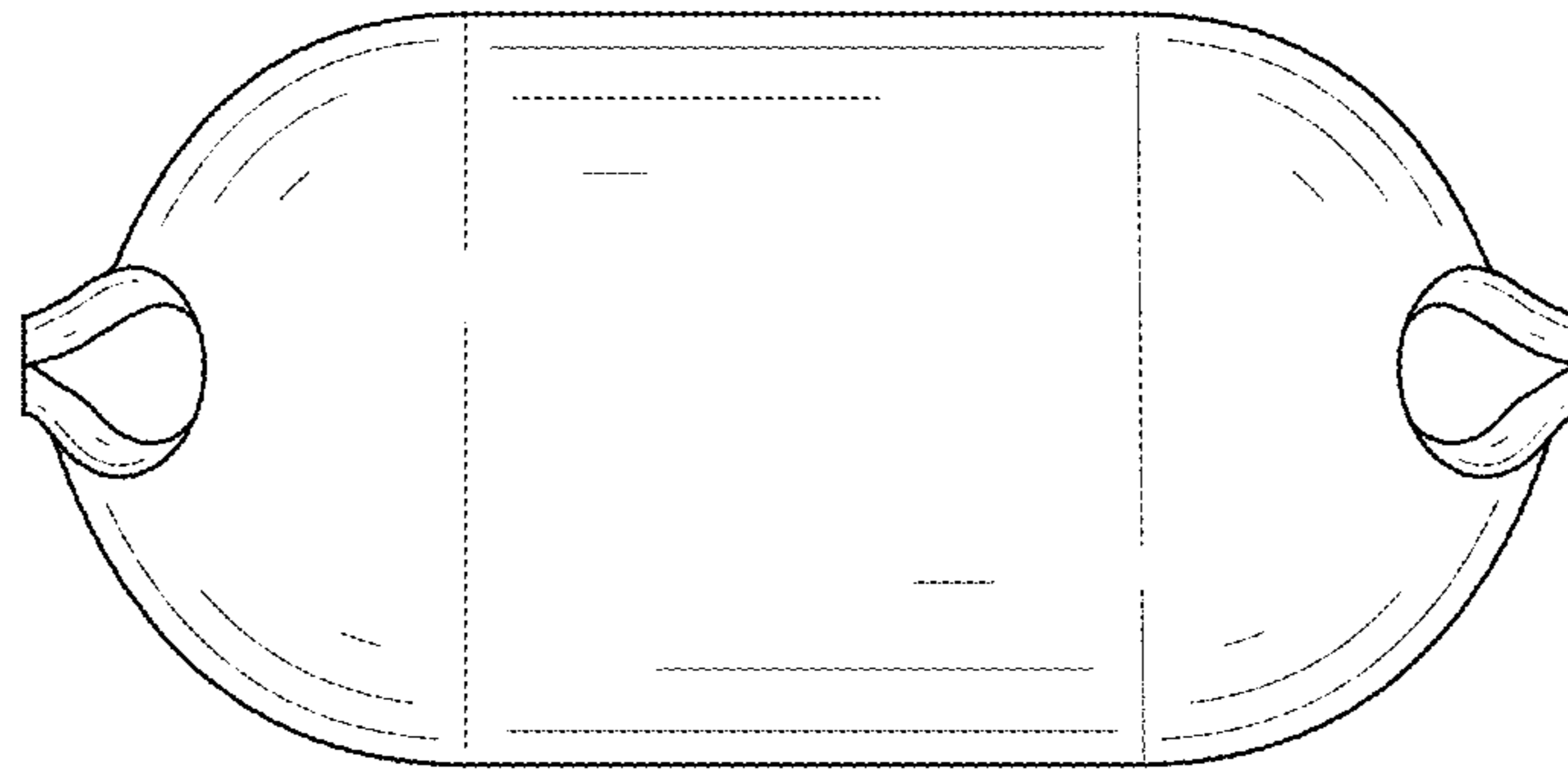


FIG. 7

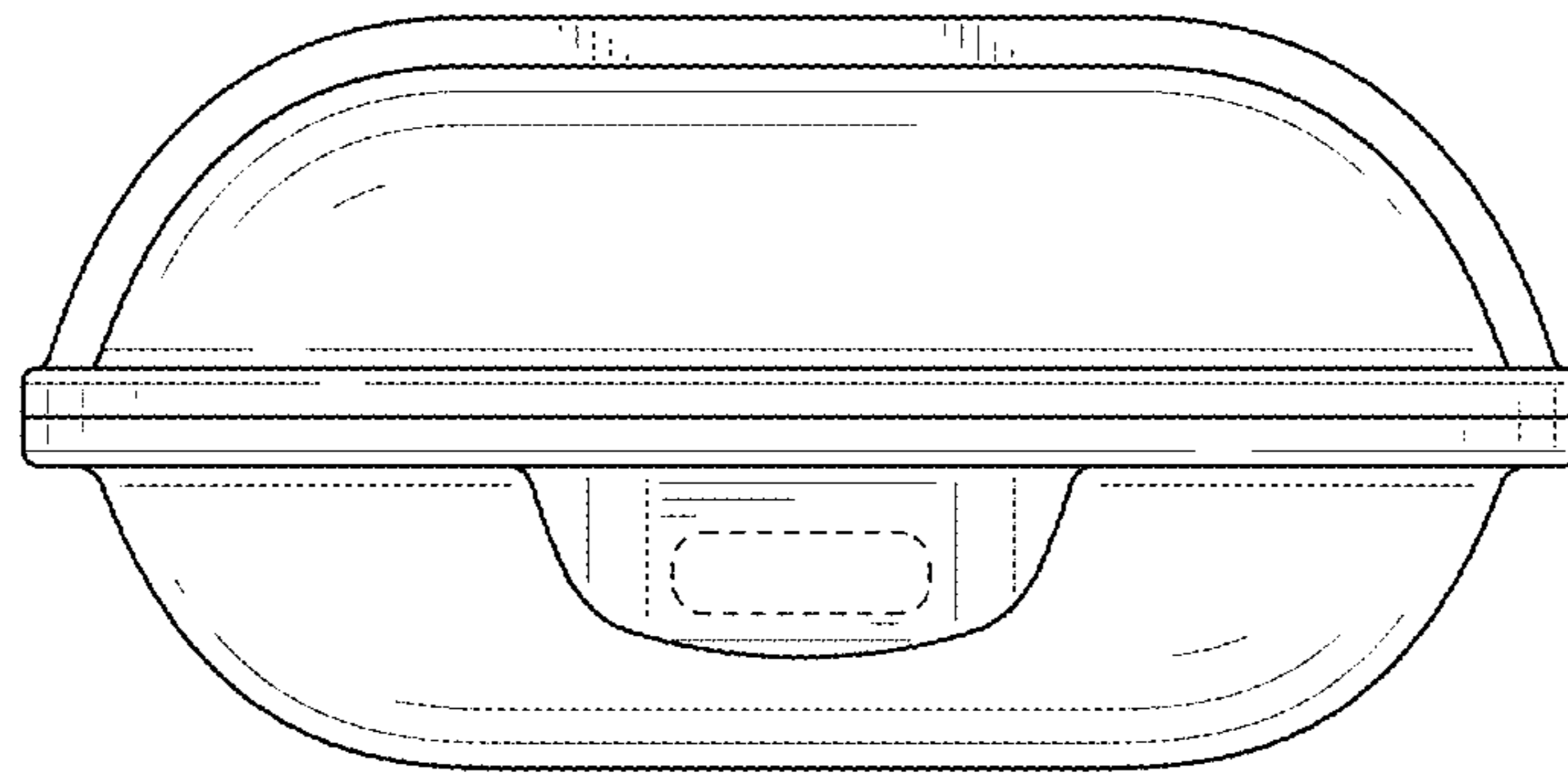


FIG. 8

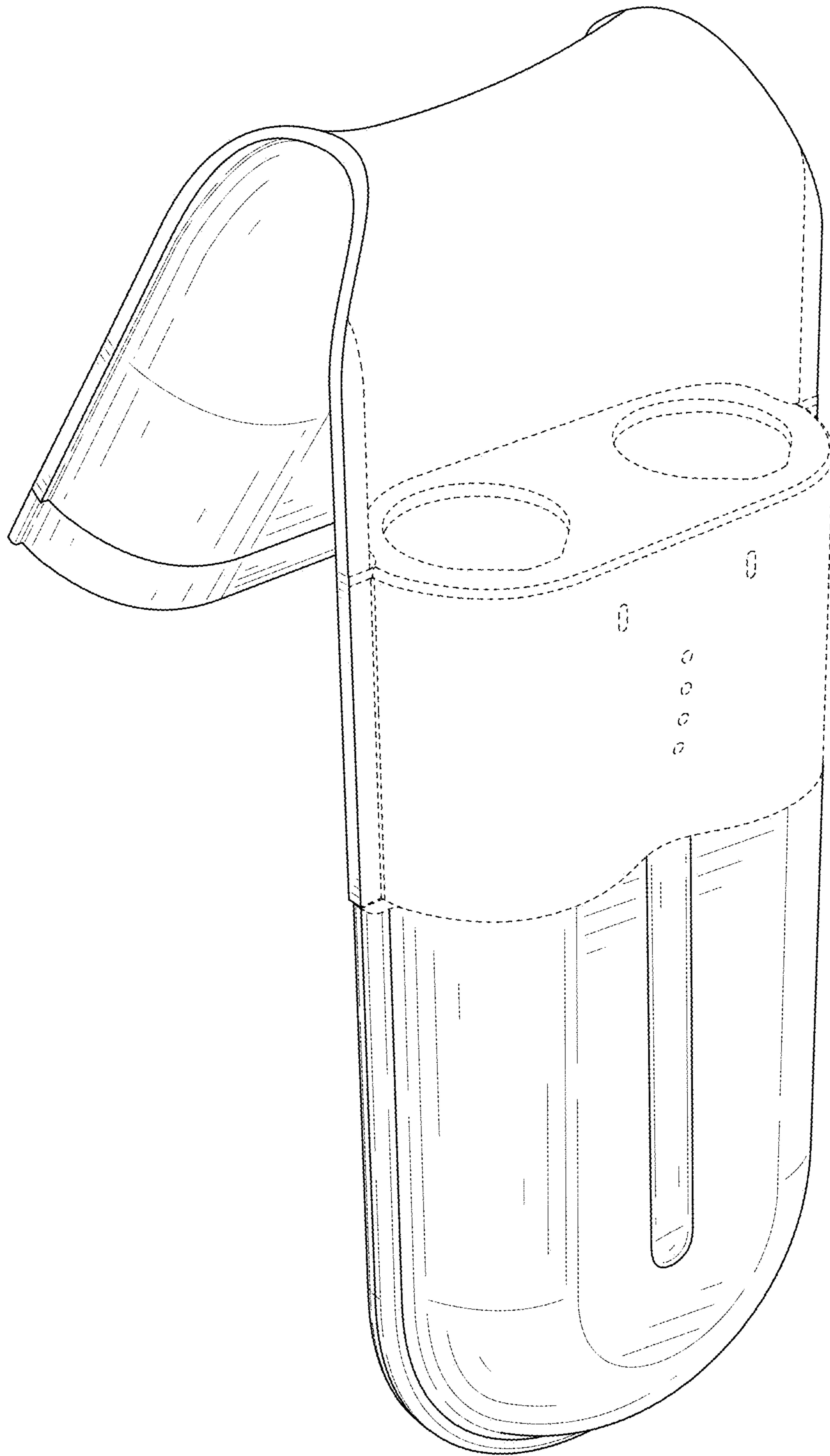


FIG. 9