



US00D926359S

(12) **United States Design Patent** (10) **Patent No.:** **US D926,359 S**  
**Liu** (45) **Date of Patent:** **\*\* Jul. 27, 2021**

(54) **ELECTRONIC CIGARETTE**  
(71) Applicant: **Tuanfang Liu**, Shenzhen (CN)  
(72) Inventor: **Tuanfang Liu**, Shenzhen (CN)  
(\*\*) Term: **15 Years**  
(21) Appl. No.: **29/713,294**  
(22) Filed: **Nov. 14, 2019**

D898,991 S \* 10/2020 Pan ..... D27/162  
D899,678 S \* 10/2020 Liu ..... D27/162  
D899,679 S \* 10/2020 Liu ..... D27/162  
D900,388 S \* 10/2020 Liu ..... D27/162  
D901,067 S \* 11/2020 Powell ..... D27/101  
D901,761 S \* 11/2020 Zhu ..... D27/162  
D902,474 S \* 11/2020 Chen ..... D27/101  
D902,475 S \* 11/2020 Liu ..... D27/162  
D903,936 S \* 12/2020 He ..... D27/162  
D910,906 S \* 2/2021 Zhou ..... D27/162  
D914,279 S \* 3/2021 Jones ..... D27/162

\* cited by examiner

(30) **Foreign Application Priority Data**

May 15, 2019 (CN) ..... 201930234049.7

(51) **LOC (13) Cl.** ..... **27-02**

(52) **U.S. Cl.**  
USPC ..... **D27/162**

(58) **Field of Classification Search**  
USPC ..... D27/162, 100, 101, 163–165, 172, 174,  
D27/175, 183, 185–194; D24/110, 110.5  
CPC .... A24F 47/002; A24F 47/006; A24F 47/008;  
A61M 15/00; A61M 15/06  
See application file for complete search history.

(56) **References Cited**

U.S. PATENT DOCUMENTS

D792,643 S \* 7/2017 Wong ..... D27/101  
D799,110 S \* 10/2017 Qiu ..... D27/101  
D818,636 S \* 5/2018 Qiu ..... D27/101  
D823,536 S \* 7/2018 Lai ..... D27/163  
D825,102 S \* 8/2018 Bowen ..... D27/167  
D870,372 S \* 12/2019 Zhu ..... D27/167  
D874,718 S \* 2/2020 Qiu ..... D27/162  
D881,457 S \* 4/2020 Ouyang ..... D27/162  
D885,655 S \* 5/2020 Ding ..... D27/162

*Primary Examiner* — Marissa J Cash

*Assistant Examiner* — Rebecca Tsehaye

(74) *Attorney, Agent, or Firm* — Matthias Scholl P.C.;  
Matthias Scholl

(57) **CLAIM**

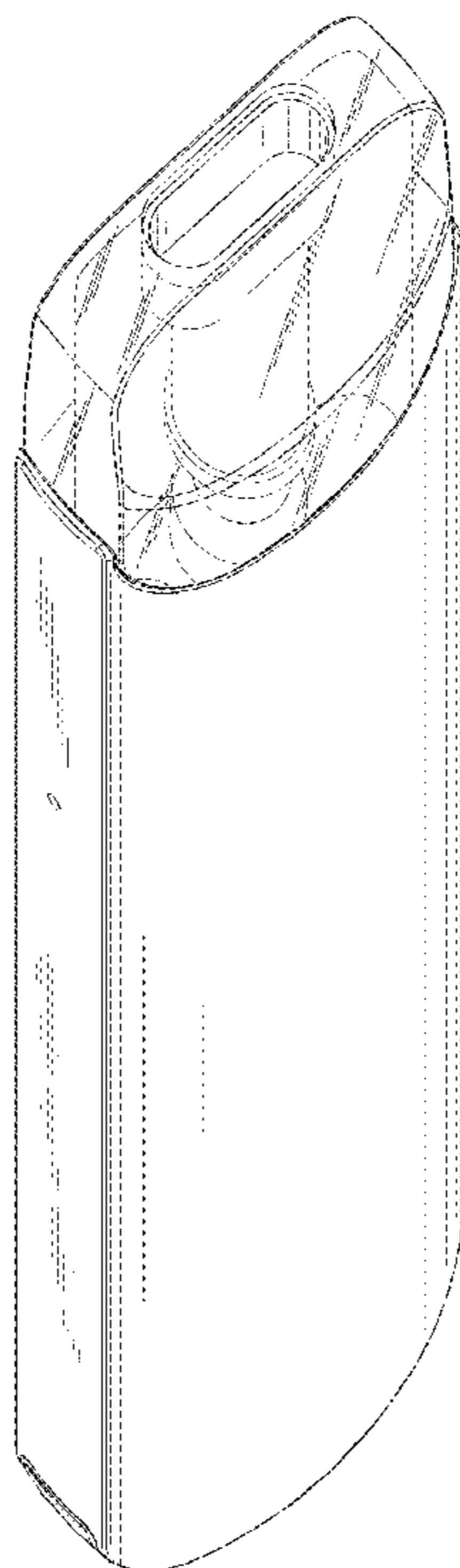
The ornamental design for an electronic cigarette, as shown and described.

**DESCRIPTION**

FIG. 1 is a front elevation view of an electronic cigarette;  
FIG. 2 is a rear elevation view thereof;  
FIG. 3 is a left-side elevation view thereof;  
FIG. 4 is a right-side elevation view thereof;  
FIG. 5 is a top plan view thereof;  
FIG. 6 is a bottom plan view thereof;  
FIG. 7 is a perspective view thereof; and,  
FIG. 8 is a bottom perspective view thereof.

The broken lines in the drawings depict portions of the electronic cigarette that form no part of the claimed design.

**1 Claim, 7 Drawing Sheets**






FIG. 1

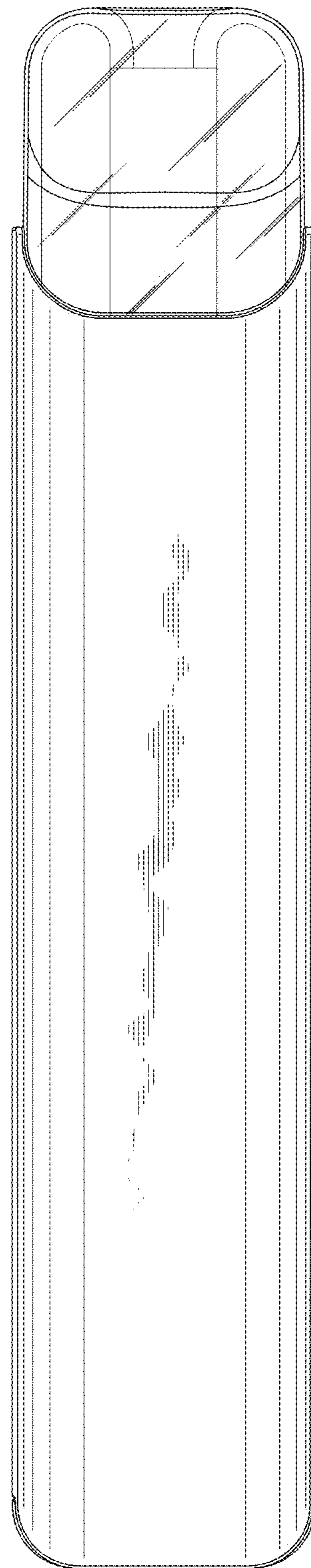


FIG. 2




FIG. 3




FIG. 4

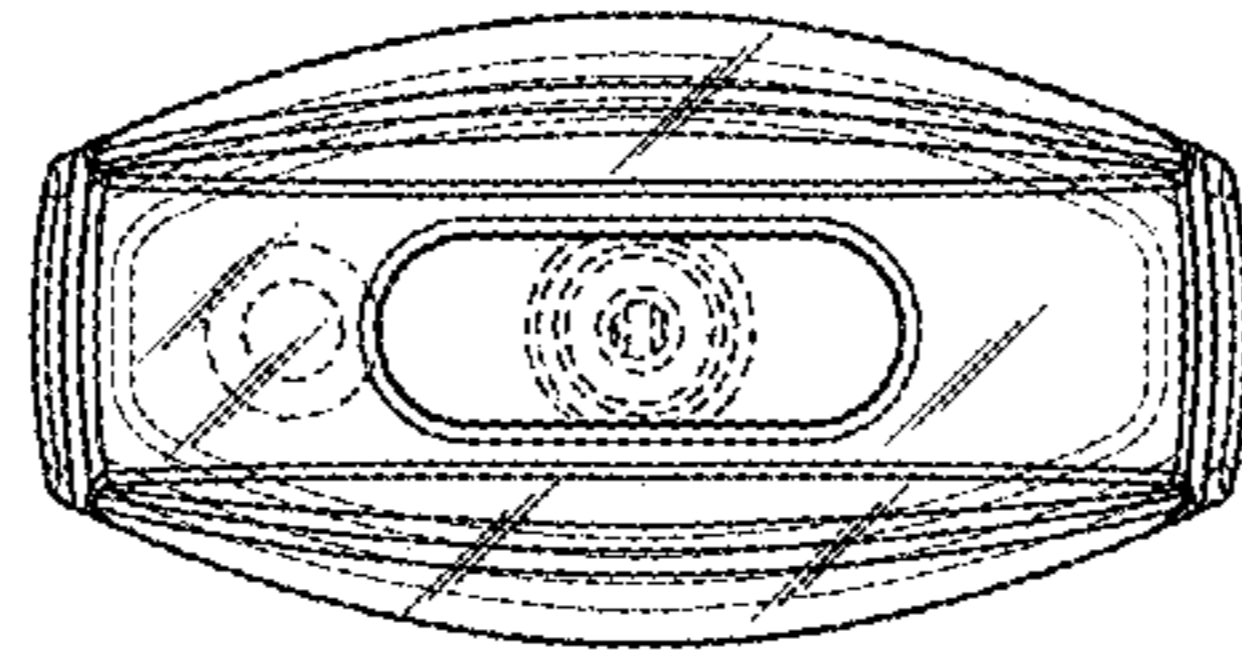


FIG. 5

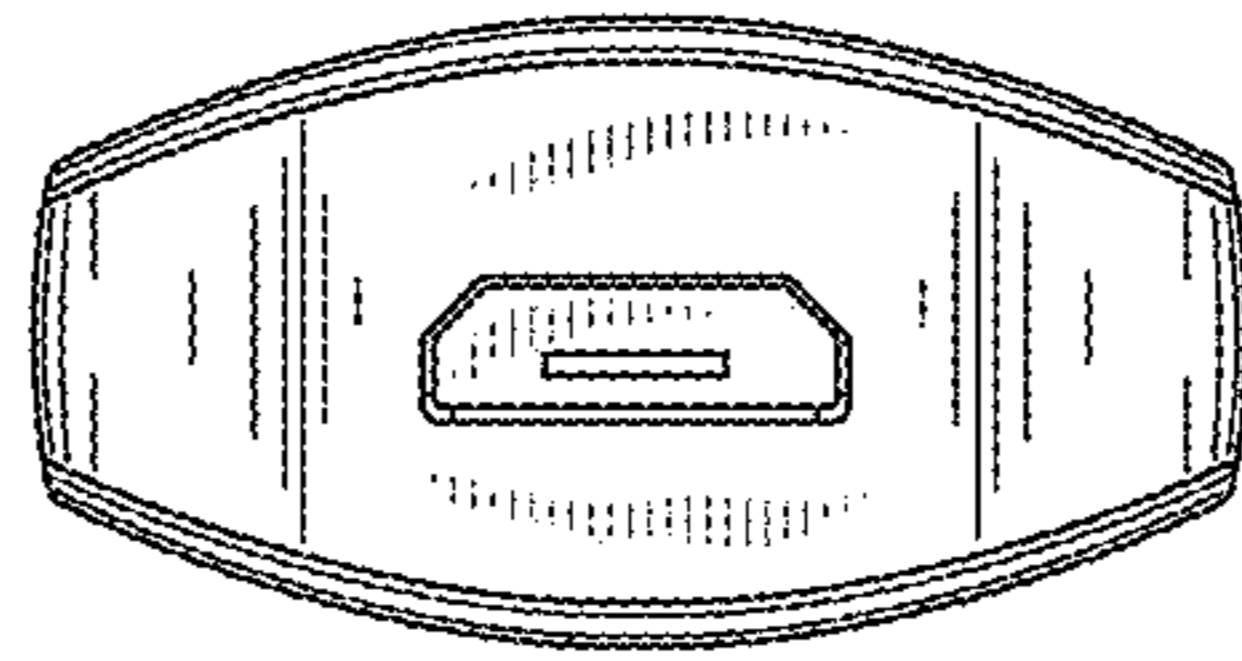


FIG. 6

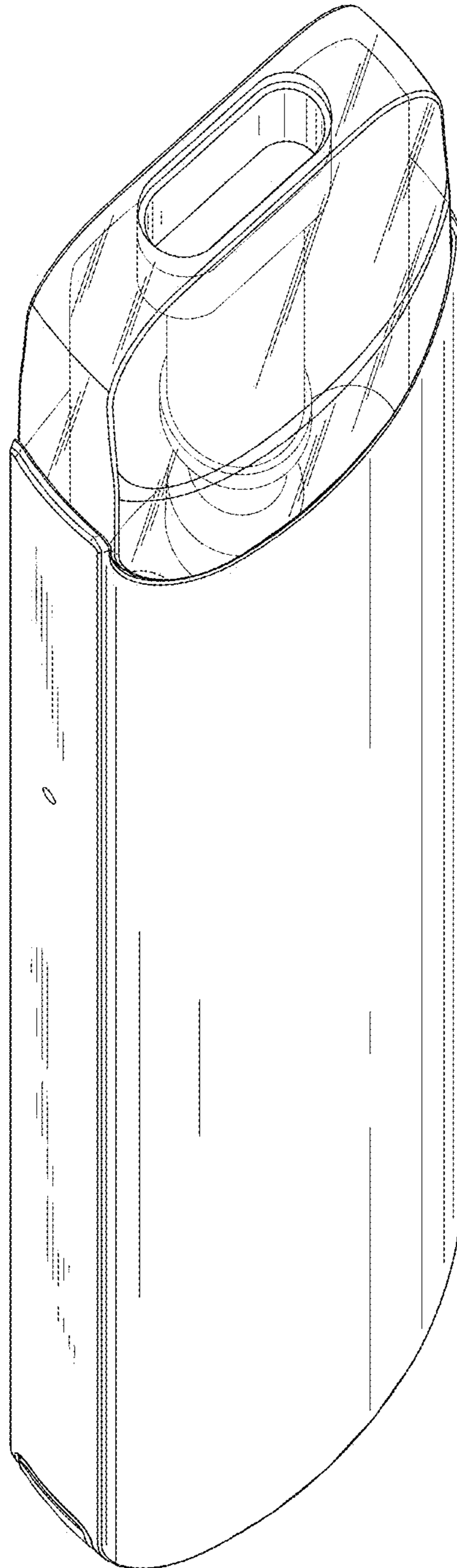


FIG. 7




FIG. 8