



US00D926343S

(12) **United States Design Patent** (10) **Patent No.:** **US D926,343 S**
Fu (45) **Date of Patent:** **** Jul. 27, 2021**

- (54) **SNOW GLOBE LANTERN**
- (71) Applicant: **RAZ Imports, Inc.**, Arlington, TX (US)
- (72) Inventor: **Chen Kong Fu**, Guangdong (CN)
- (73) Assignee: **RAZ Imports, Inc.**, Arlington, TX (US)
- (**) Term: **15 Years**
- (21) Appl. No.: **29/709,814**
- (22) Filed: **Oct. 17, 2019**

D520,163 S *	5/2006	Krieger	D26/40
D542,953 S *	5/2007	Lee	D26/40
D554,784 S *	11/2007	Krieger	D26/40
D838,023 S *	1/2019	Ralph	D26/40
D839,463 S *	1/2019	Fu	D26/51
D843,038 S *	3/2019	Vyvey	D26/40
D866,033 S *	11/2019	Fu	D26/51
D895,871 S *	9/2020	Novembre	D26/51
D898,253 S *	10/2020	Wang	D26/37
D899,645 S *	10/2020	Wang	D26/40
D899,651 S *	10/2020	Wang	D26/51
D899,652 S *	10/2020	Shen	D26/51
D903,915 S *	12/2020	Zhang	D26/51

* cited by examiner

Primary Examiner — Richard E Chilcot
(74) *Attorney, Agent, or Firm* — Polsinelli PC

Related U.S. Application Data

- (60) Division of application No. 29/663,870, filed on Sep. 19, 2018, now Pat. No. Des. 866,033, which is a continuation of application No. 29/617,039, filed on Sep. 11, 2017, now Pat. No. Des. 839,463.

- (51) **LOC (13) Cl.** **26-03**
- (52) **U.S. Cl.**
USPC **D26/40**
CPC **F21L 4/00** (2013.01)

- (58) **Field of Classification Search**
USPC D26/37–51
CPC F21L 2003/00; F21L 4/005; F21L 4/025; F21L 4/027; F21L 4/04; F21L 4/08; F21L 13/00; F21L 13/08; F21L 14/02; F21L 19/00; F21L 2/00; F21L 4/00–4/085; F21L 15/00–15/14; F21L 2001/00; F21L 2005/00; F21L 25/00

See application file for complete search history.

(56) **References Cited**

U.S. PATENT DOCUMENTS

- D498,319 S * 11/2004 Poon D26/40
- D518,211 S * 3/2006 Krieger D26/40

(57) **CLAIM**


I claim the ornamental design for a snow globe lantern, as shown and described.

DESCRIPTION

FIG. 1 is a perspective view of a snow globe lantern, showing my new design;
 FIG. 2 is a front elevational view thereof;
 FIG. 3 is a rear elevational view thereof;
 FIG. 4 is a left side elevational view thereof;
 FIG. 5 is a right side elevational view thereof;
 FIG. 6 is a top plan view thereof;
 FIG. 7 is a bottom plan view thereof; and,
 FIG. 8 is a perspective, environmental view thereof illustrating an example where a scene is shown inside the lantern but disclaimed.

Dashed broken lines are for illustrating unclaimed portions of the snow globe lantern and/or for illustrating an environment related to the claimed design; the broken lines form no part of the claimed design. In FIG. 8, the interior of the snow globe lantern is illustrated for environmental purposes and forms no part of the claimed design.

1 Claim, 6 Drawing Sheets






FIG. 1




FIG. 2




FIG. 3

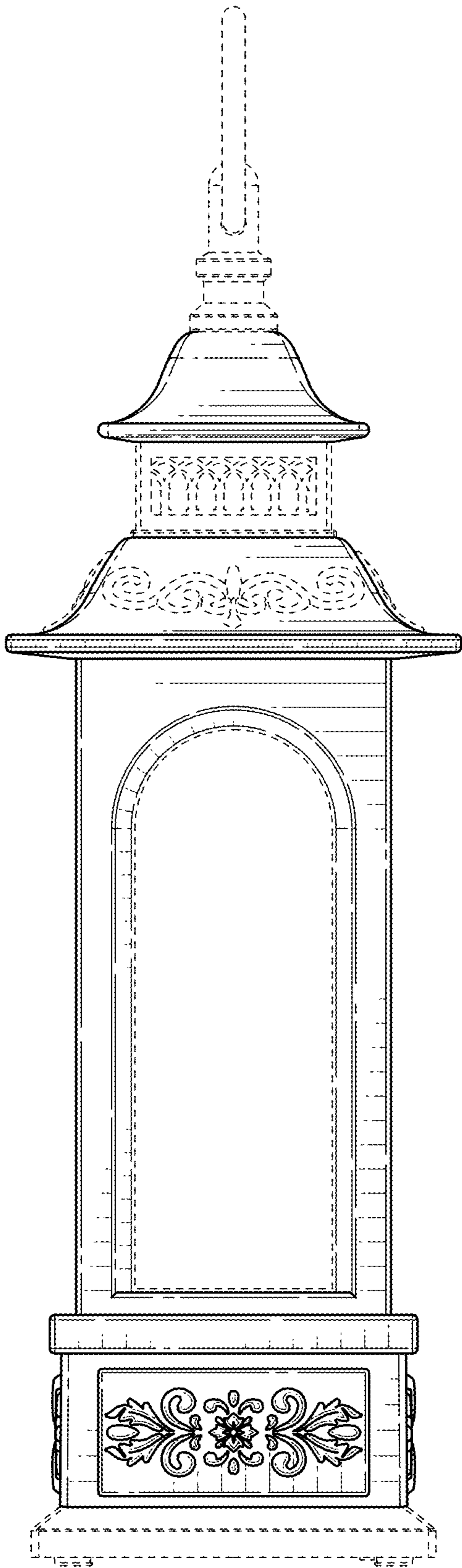


FIG. 4




FIG. 5

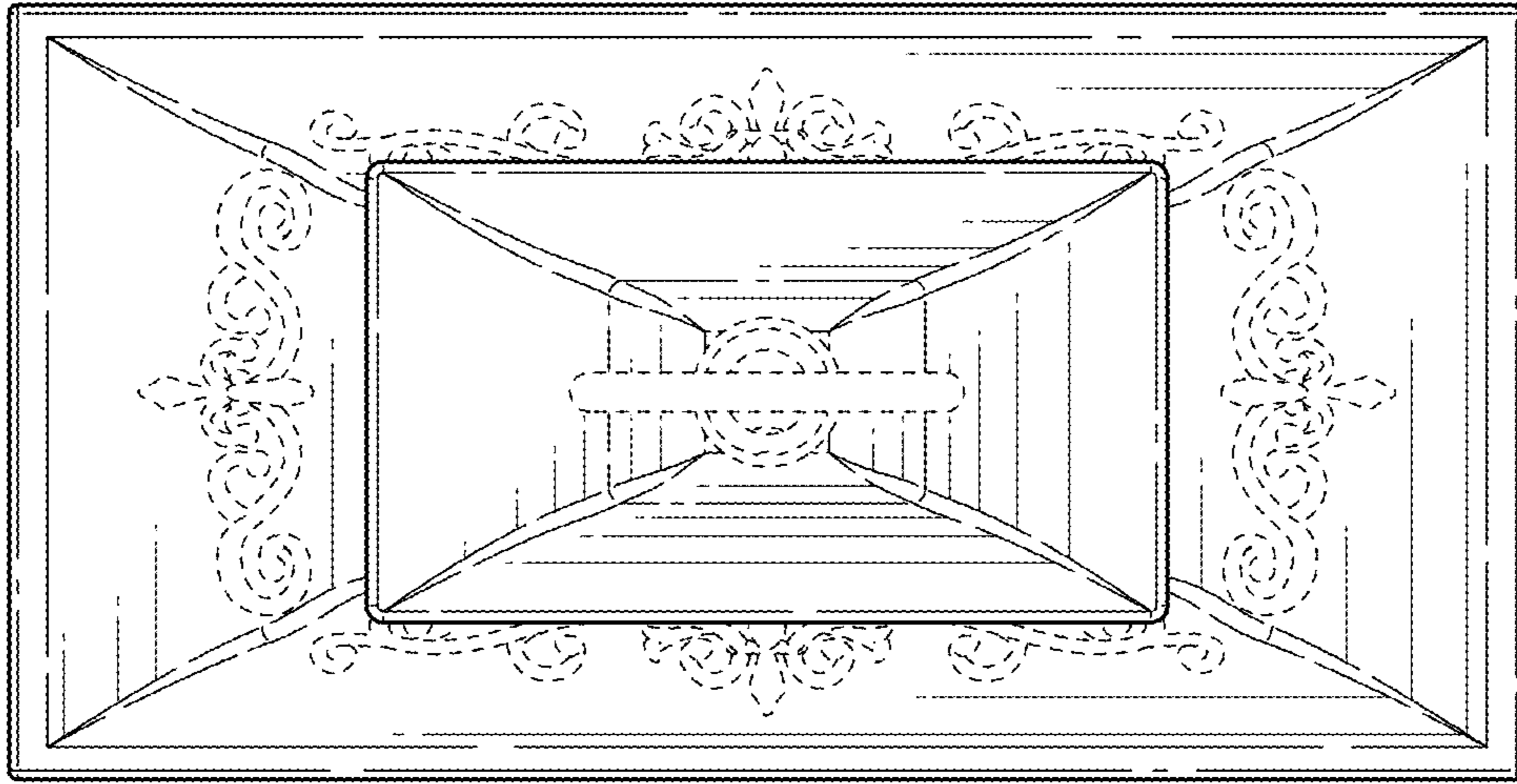


FIG. 6

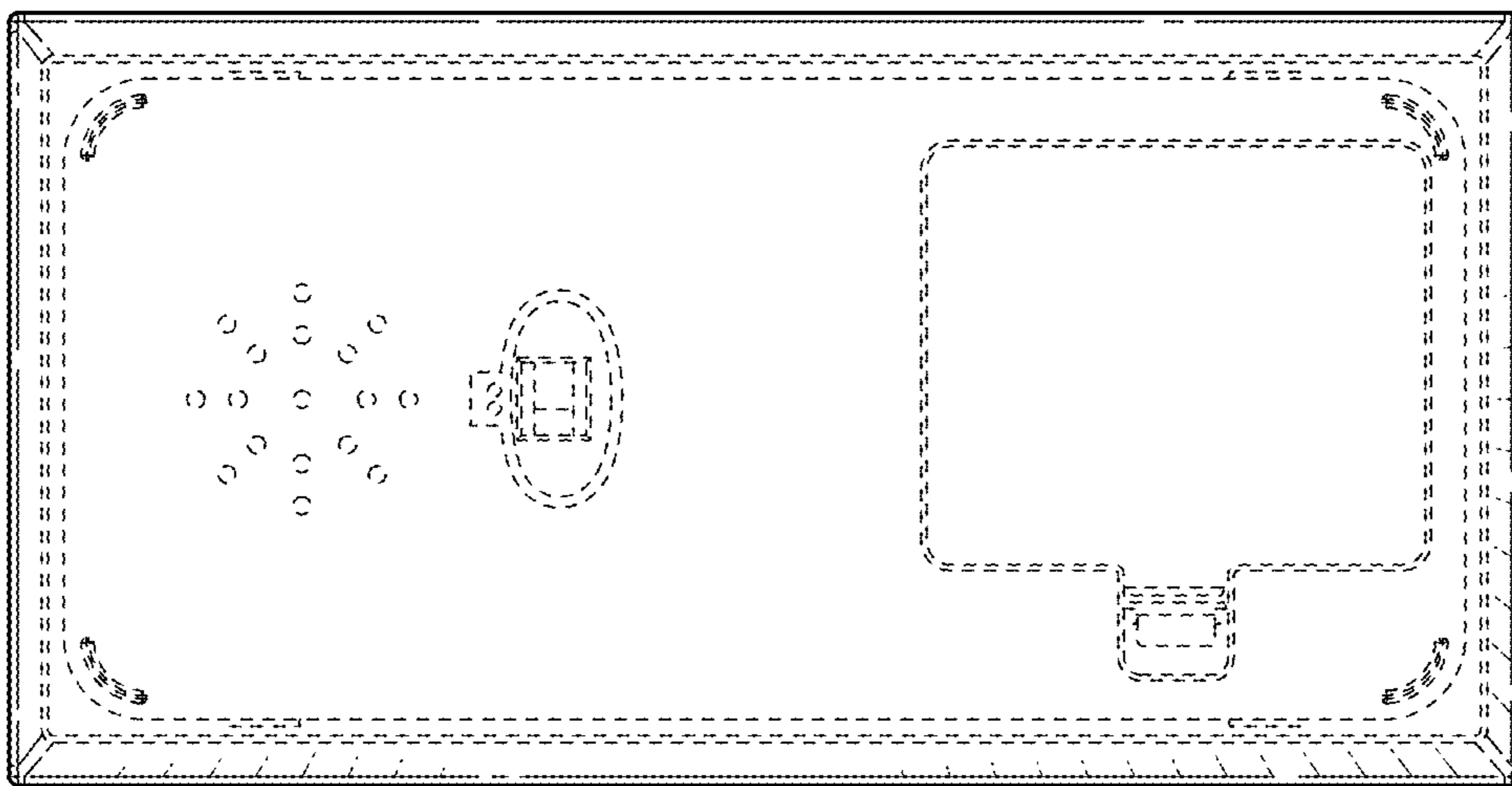


FIG. 7




FIG. 8