



US00D926334S

(12) **United States Design Patent** (10) **Patent No.:** **US D926,334 S**
Gawrychowski (45) **Date of Patent:** **** Jul. 27, 2021**

(54) **PERSONAL WAND MASSAGER**
(71) Applicant: **GOLDBERG IMPORTS**, Hallandale, FL (US)
(72) Inventor: **Michael Gawrychowski**, Hallandale, FL (US)
(73) Assignee: **GOLDBERG IMPORTS INC.**, Hallandale, FL (US)

D559,992 S *	1/2008	Potter	D24/214
D582,562 S *	12/2008	Nan	D24/215
D595,409 S *	6/2009	Takashima	D24/141
D601,252 S *	9/2009	Ra	D24/133
D601,700 S *	10/2009	Takashima	D24/141
D608,890 S *	1/2010	Takashima	D24/141
D610,683 S *	2/2010	Takashima	D24/141
D620,601 S *	7/2010	TerMeer	D24/215
D633,216 S *	2/2011	Stevens	D24/215
D643,128 S *	8/2011	Mohamed	D24/215
D652,943 S *	1/2012	Chong	D24/215
D668,346 S *	10/2012	Zeng	D24/215

(Continued)

(**) Term: **15 Years**

(21) Appl. No.: **29/705,437**

(22) Filed: **Sep. 12, 2019**

(51) **LOC (13) Cl.** **28-03**

(52) **U.S. Cl.**
USPC **D24/215**

(58) **Field of Classification Search**
USPC D24/119, 133, 141, 172, 200, 211, 212, D24/213, 214, 215
CPC A61H 19/34; A61H 19/40; A61H 21/00; A61H 19/30; A61H 19/44; A61H 19/00; A61H 2205/024
See application file for complete search history.

(56) **References Cited**

U.S. PATENT DOCUMENTS

D272,649 S *	2/1984	Bloch	D21/662
D272,945 S *	3/1984	Suhel	D24/214
D376,650 S *	12/1996	Kain	D24/215
D384,158 S *	9/1997	Kain	D24/200
D386,879 S *	11/1997	Daniels	D24/214
D465,852 S *	11/2002	Bloch	D24/211
D509,301 S *	9/2005	Talbot	D24/215
D510,628 S *	10/2005	Talbot	D24/214
D515,703 S *	2/2006	Nan	D24/105
D529,620 S *	10/2006	Cooper	D24/215
D530,020 S *	10/2006	Cooper	D24/215
D530,822 S *	10/2006	Inubushi	D24/214
D558,887 S *	1/2008	Nan	D24/105

OTHER PUBLICATIONS

Amazon, "LESUMI_Wand Massager", Nov. 24, 2020. https://www.amazon.com/LESUMI-Personal-Wand-Massager-Rechargeable/dp/B07R33FLQ6/ref=cm_cr_arp_d_product_top?ie=UTF8. Shown on p. 1. (Year: 2020).*

(Continued)

Primary Examiner — Cynthia Ramirez
Assistant Examiner — Michael A Maharajh
(74) *Attorney, Agent, or Firm* — Pete Adams Law, PLLC

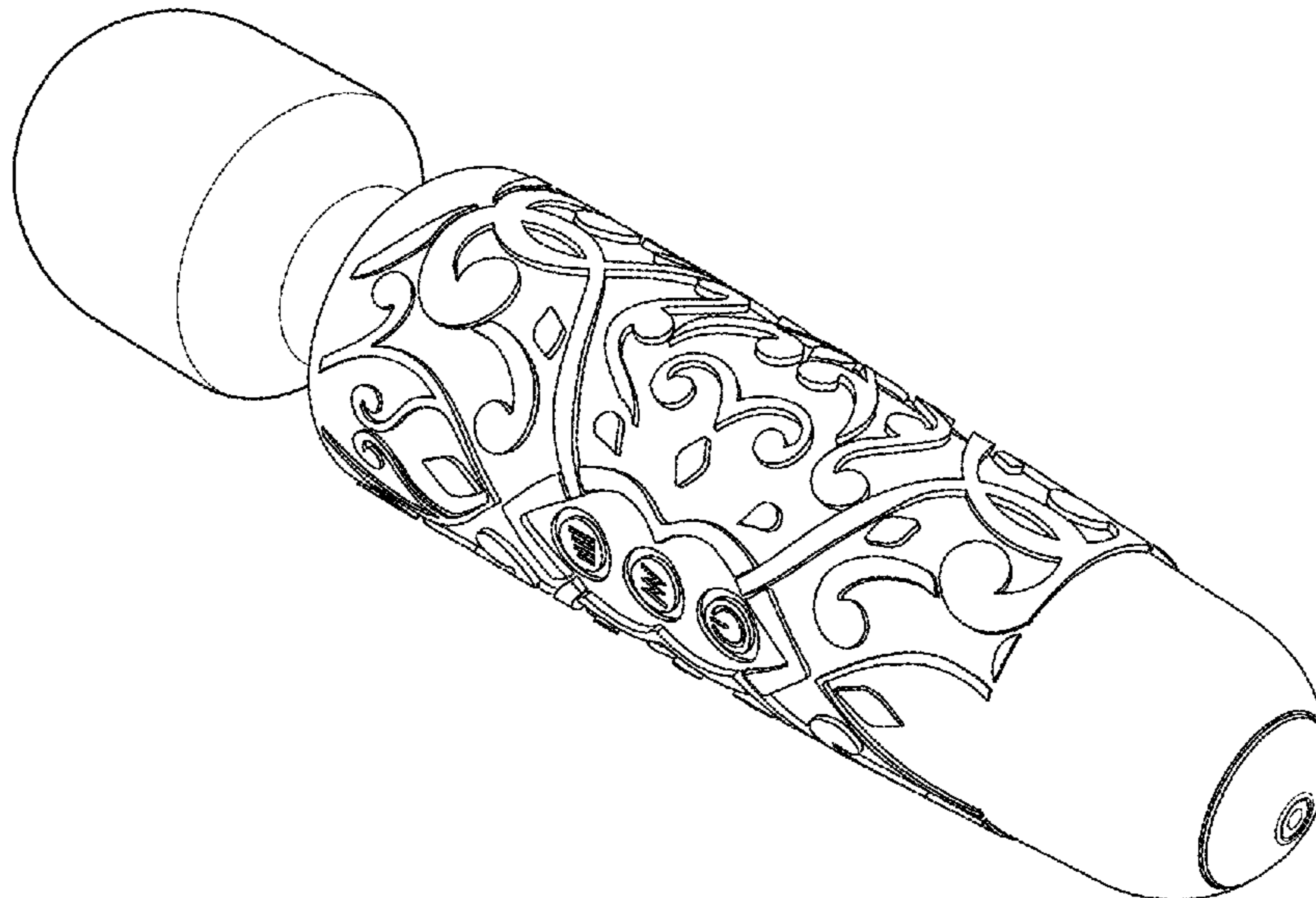
(57) **CLAIM**

The ornamental design for a personal wand massager, as shown and described.

DESCRIPTION

FIG. 1 is a perspective view of the personal wand massager; FIG. 2 is a front view of the personal wand massager; FIG. 3 is a rear view of the personal wand massager; FIG. 4 is a left side view of the personal wand massager shown at an enlarged scale; FIG. 5 is a right side view of the personal wand massager shown at an enlarged scale; FIG. 6 is a top view of the personal wand massager; and, FIG. 7 is a bottom view of the personal wand massager.

1 Claim, 7 Drawing Sheets



(56)

References Cited

U.S. PATENT DOCUMENTS

D674,109 S * 1/2013 Sedic D24/215
 D685,105 S * 6/2013 Marshall D24/215
 D688,382 S * 8/2013 Marshall D24/215
 D693,933 S * 11/2013 Tai D24/215
 D694,417 S * 11/2013 Tai D24/215
 D698,451 S * 1/2014 Tai D24/215
 D704,345 S * 5/2014 Tai D24/215
 D719,665 S * 12/2014 Callow D24/214
 D733,903 S * 7/2015 Tong D24/215
 D750,797 S * 3/2016 Mannheim D24/215
 D760,914 S * 7/2016 Hutchinson D24/215
 D792,980 S * 7/2017 Olivares D24/215
 D802,784 S * 11/2017 Lee D24/215
 D817,507 S * 5/2018 Cheung D24/215
 D822,201 S * 7/2018 Decker D24/119
 D823,477 S * 7/2018 Yang D24/215
 D827,135 S * 8/2018 Sedic D24/141
 D832,453 S * 10/2018 Amerson D24/214
 D844,162 S * 3/2019 Janapol D24/214
 D844,801 S * 4/2019 Cheung D24/215

D845,501 S * 4/2019 Janapol D24/215
 D852,973 S * 7/2019 Yueh D24/215
 D861,909 S * 10/2019 Cheung D24/215
 D874,676 S * 2/2020 Song D24/215
 D886,319 S * 6/2020 Sugimoto D24/215
 D905,233 S * 12/2020 Clute D24/119
 2004/0158182 A1 * 8/2004 Takashima A61H 21/00
 601/135
 2005/0203449 A1 * 9/2005 Takashima A61H 21/00
 601/135
 2005/0209540 A1 * 9/2005 Takashima A61H 21/00
 601/135
 2013/0116501 A1 * 5/2013 Lee A61H 19/44
 600/38
 2014/0107410 A1 * 4/2014 Rosenberg A61B 17/43
 600/38

OTHER PUBLICATIONS

Orbit, "Massaeur". Chinese Registration No. 302933244. Date: Mar. 27, 2014. www.orbit.com. (Year: 2014).*

* cited by examiner

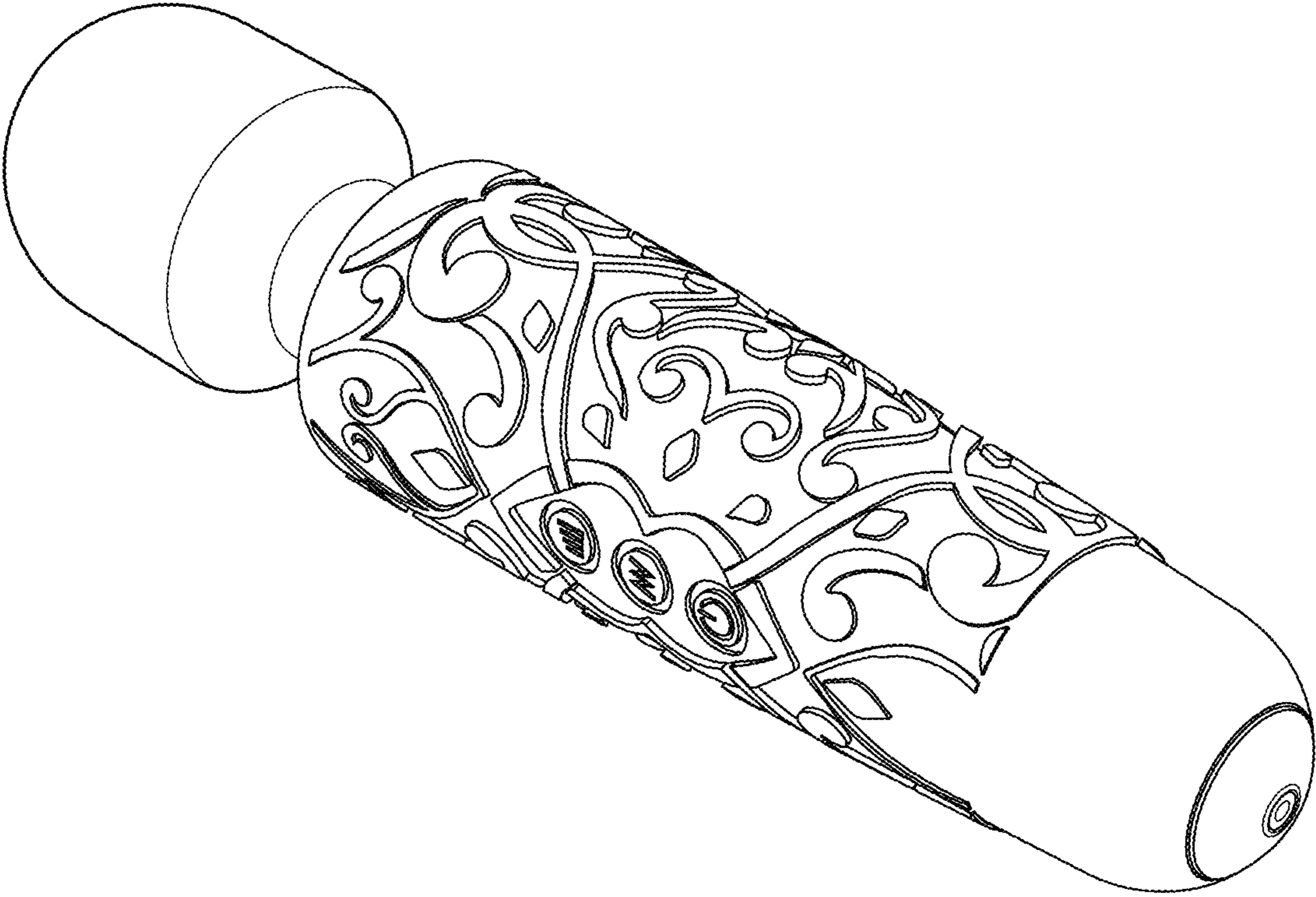


FIG. 1




FIG. 2




FIG. 3




FIG. 4

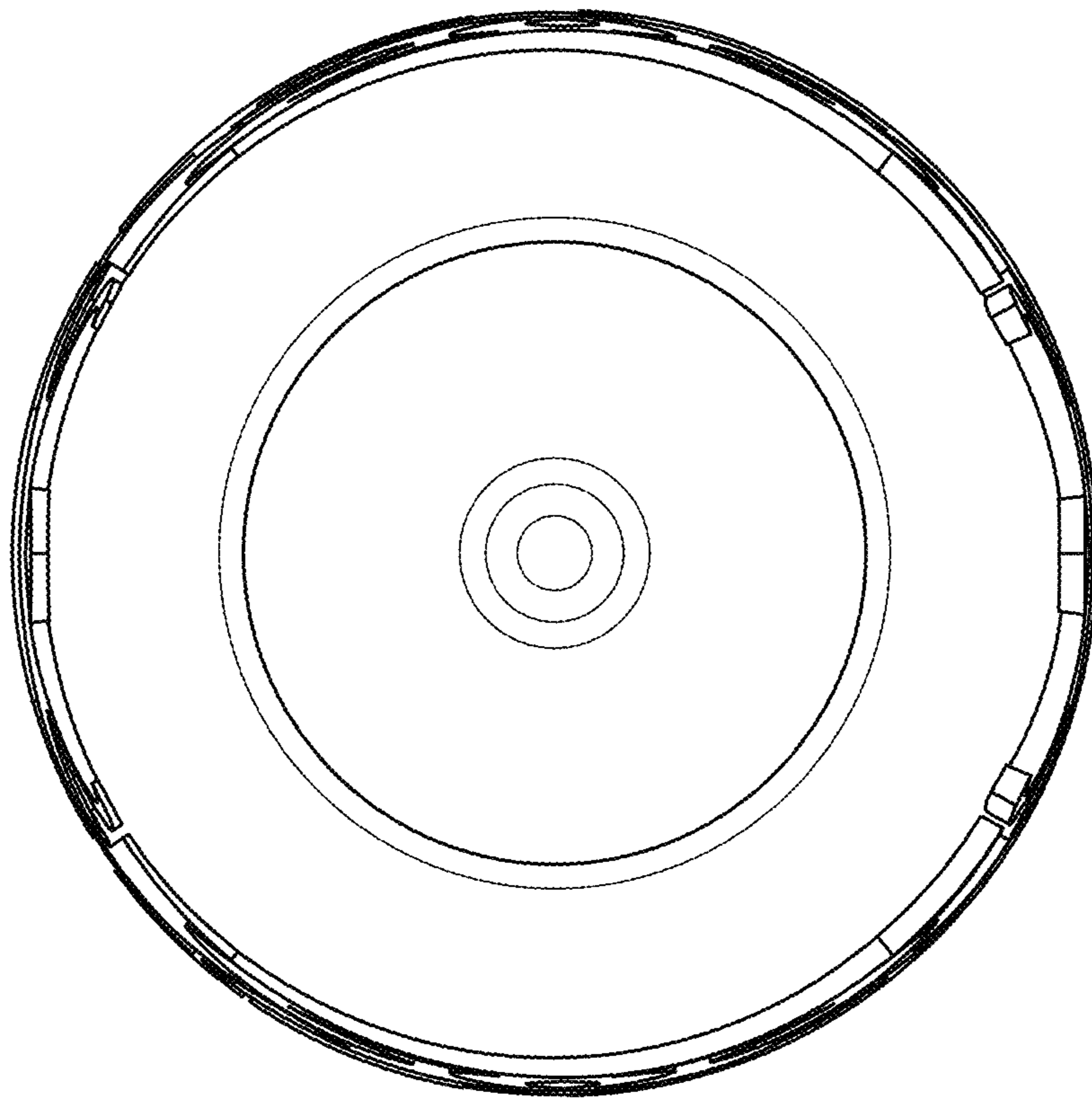


FIG. 5




FIG. 6




FIG. 7