



US00D926319S

(12) **United States Design Patent** (10) **Patent No.:** **US D926,319 S**
Whitlock (45) **Date of Patent:** **** Jul. 27, 2021**

- (54) **TATTOO NEEDLE**
- (71) Applicant: **James Whitlock**, Clearwater, FL (US)
- (72) Inventor: **James Whitlock**, Clearwater, FL (US)
- (**) Term: **15 Years**
- (21) Appl. No.: **29/635,798**
- (22) Filed: **Feb. 2, 2018**
- (51) **LOC (13) Cl.** **24-02**
- (52) **U.S. Cl.**
USPC **D24/146**
- (58) **Field of Classification Search**
USPC D24/130, 140, 144, 146, 170; 81/9.22;
606/185-186
CPC A61M 37/0076; A61M 37/0084; A61M
37/0092; A61M 5/46; A61M 5/48
See application file for complete search history.

(56) **References Cited**

U.S. PATENT DOCUMENTS

3,685,101	A *	8/1972	Egerer	D01H 5/14 19/129 R
4,210,239	A *	7/1980	Takahashi	B65D 83/02 206/382
6,030,404	A *	2/2000	Lawson	A61M 37/0076 606/186
7,243,794	B2 *	7/2007	Wang	A61M 37/0076 206/380
7,695,486	B2 *	4/2010	Dixon	A61M 37/0076 606/186
8,449,567	B2 *	5/2013	Crockett	A61M 37/0076 606/186

(Continued)

OTHER PUBLICATIONS

50 PCS Disposable Tattoo https://www.aliexpress.com/item/4000845974981.html?src=google&albch=shopping&acnt=708-803-3821&isdl=y&slnk=&plac=&mtctp=&albbt=Google_7_shopping&aff_platform=google&aff_short_key=UneMJZVf&&albagn=888888

&isSmbAutoCall=false&needSmbHouyi=false&albcp=9594035441 &albag= (Year: 2020).*

(Continued)

Primary Examiner — Samantha Q Lawrence
(74) *Attorney, Agent, or Firm* — Edward P. Dutkiewicz

(57) **CLAIM**

The ornamental design for a tattoo needle, as shown and described.

DESCRIPTION

FIG. 1 is a front elevational view of the first embodiment of the tattoo needle showing my new design;
 FIG. 2 is an enlarged front elevational view thereof;
 FIG. 3 is a left side view thereof;
 FIG. 4 is top plan view thereof;
 FIG. 5 is a bottom plan view thereof;
 FIG. 6 is a left perspective view thereof;
 FIG. 7 is a front close up elevational view of a second embodiment of a tattoo needle showing my new design;
 FIG. 8 is a left side view thereof;
 FIG. 9 is a top plan view thereof;
 FIG. 10 is a bottom plan view thereof;
 FIG. 11 is a left side perspective view thereof;
 FIG. 12 is a front elevational view of the a third embodiment of a tattoo needle showing my new design;
 FIG. 13 is a left side elevational view thereof;
 FIG. 14 is a top plan view thereof;
 FIG. 15 is a bottom plan view thereof;
 FIG. 16 is a left perspective view thereof;
 FIG. 17 is a front close up elevational view of a fourth embodiment of a tattoo needle showing my new design;
 FIG. 18 is a left side view thereof;
 FIG. 19 is a top plan view thereof;
 FIG. 20 is a bottom plan view thereof; and,
 FIG. 21 is a left side perspective view thereof.

The broken lines illustrate portions of the tattoo needle that form no part of the claimed design.

1 Claim, 8 Drawing Sheets



(56)

References Cited

U.S. PATENT DOCUMENTS

8,764,784 B2 * 7/2014 Crockett A61M 37/0076
606/186
10,433,928 B2 * 10/2019 Unger A61B 90/02
D888,240 S * 6/2020 Parcon D24/146
2007/0038181 A1 * 2/2007 Melamud A61B 17/3478
604/158
2009/0125050 A1 * 5/2009 Dixon A61M 37/0076
606/186
2012/0029549 A1 * 2/2012 Weston A61M 37/0076
606/186
2015/0018865 A1 * 1/2015 Lin A61M 37/0076
606/186

OTHER PUBLICATIONS

102695258807&trgt=374448549250&crea=en4000845974981&netw=
u&device=c&albpg=374448549250&albpd=en4000845974981
&gclid=
EAlalQobChMltvax55Wu7wlVLcmUCR1ulQbmEAQYAyABEgleXPD_
BwE&gclsrc=aw.ds Dec. 16, 2020 (Year: 2020).*
Yuelong Tattoo Supply [http://www.yuelongtattoo.com/tattoo-needles/
1994.html](http://www.yuelongtattoo.com/tattoo-needles/1994.html) Jan. 20, 2021 (Year: 2021).*

* cited by examiner

FIG. 1



FIG. 2



FIG. 3



FIG. 4



FIG. 5



FIG 6

FIG. 7




FIG. 8



FIG. 9



FIG. 10

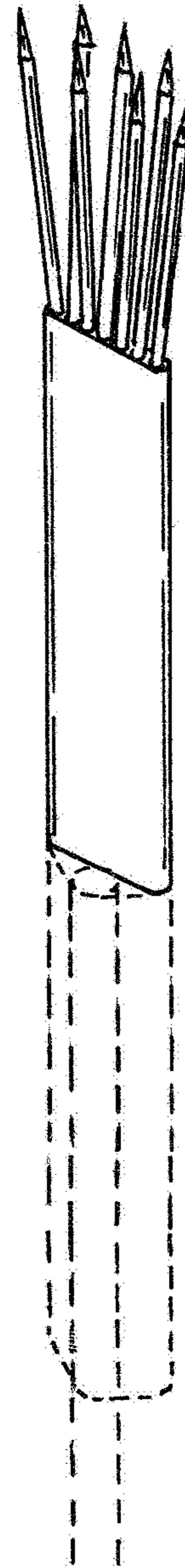


FIG. 11

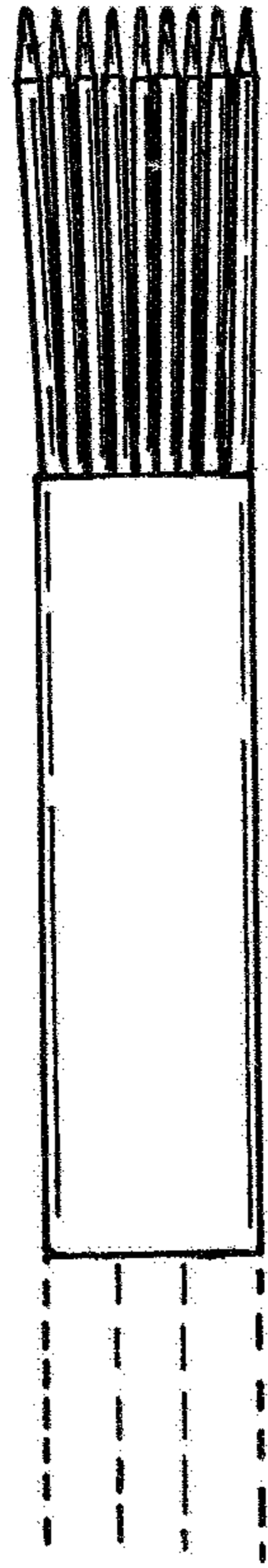


FIG. 12

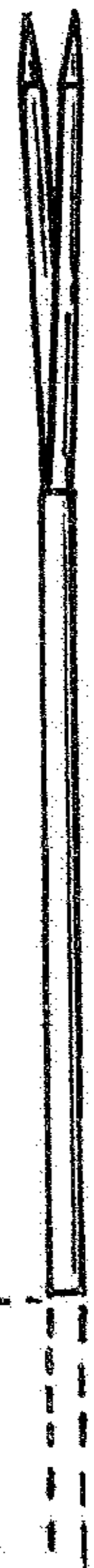


FIG. 13

FIG. 14



FIG. 15




FIG. 16

FIG. 17

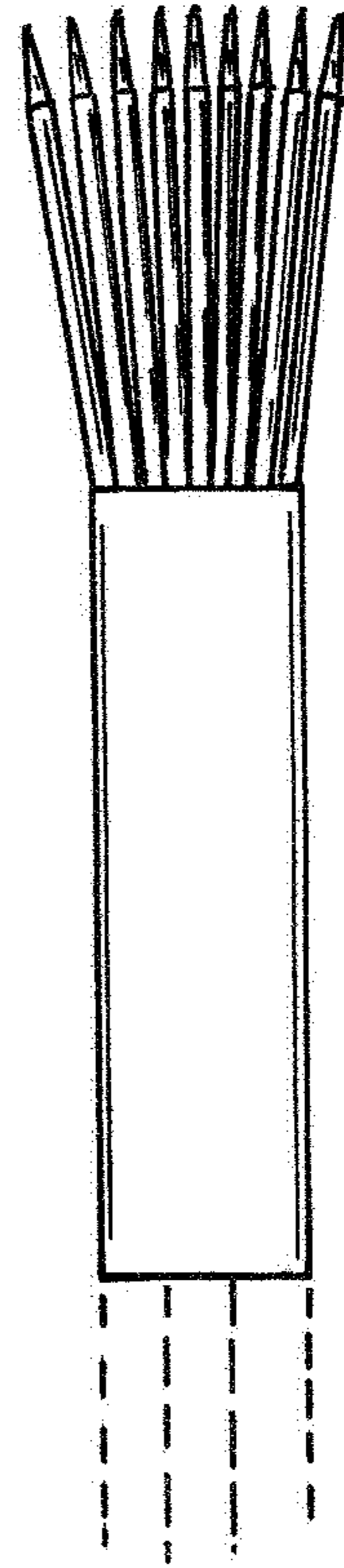


FIG. 18




FIG. 19



FIG. 20

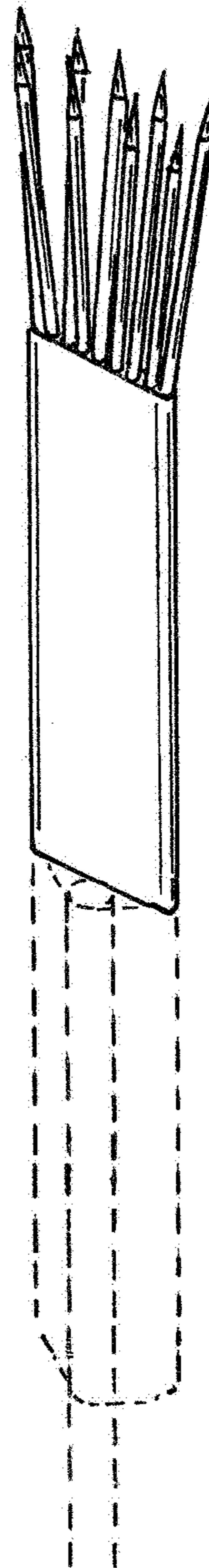


FIG. 21