



US00D926309S

(12) **United States Design Patent** (10) **Patent No.:** **US D926,309 S**
Yu (45) **Date of Patent:** **** Jul. 27, 2021**

(54) **INJECTION SYRINGE**
(71) Applicant: **Huaiqing Yu**, Qinyang (CN)
(72) Inventor: **Huaiqing Yu**, Qinyang (CN)
(**) Term: **15 Years**
(21) Appl. No.: **29/695,395**
(22) Filed: **Jun. 19, 2019**

(30) **Foreign Application Priority Data**

Mar. 29, 2019 (EM) 006356598-0001
Mar. 29, 2019 (EM) 006356598-0002

(51) **LOC (13) Cl.** **24-02**
(52) **U.S. Cl.**
USPC **D24/114**

(58) **Field of Classification Search**
USPC D24/112–114, 108, 133, 130, 127, 186;
606/181, 185; 604/264, 272, 187, 181,
604/184, 227
CPC A61M 5/486; A61M 5/178; A61M 3/00;
A61M 5/20; A61M 5/31; A61M 5/3146;
A61M 5/3129; A61M 5/3148; A61M
5/315
See application file for complete search history.

(56) **References Cited**

U.S. PATENT DOCUMENTS

6,953,450 B2 * 10/2005 Baldwin A61M 39/223
137/625.23
D773,055 S * 11/2016 Krauss D24/186
D837,983 S * 1/2019 Fangrow A61M 39/223
D24/146

D838,367 S * 1/2019 Norton D24/130
D851,244 S * 6/2019 Norton D24/130
D866,748 S * 11/2019 Khabiri D24/108
D914,765 S * 3/2021 Liu D15/7
2013/0006214 A1 * 1/2013 Garfield A61J 1/2048
604/414
2015/0038901 A1 * 2/2015 Lampropoulos
A61M 25/10182
604/97.03
2017/0246433 A1 * 8/2017 Kanner A61M 25/10182
2019/0336707 A1 * 11/2019 Yu A61M 5/178
2020/0069889 A1 * 3/2020 Lin A61M 5/486
2021/0038833 A1 * 2/2021 Schauderna A61M 5/486

* cited by examiner

Primary Examiner — David G Muller
(74) *Attorney, Agent, or Firm* — Bayramoglu Law Offices
LLC

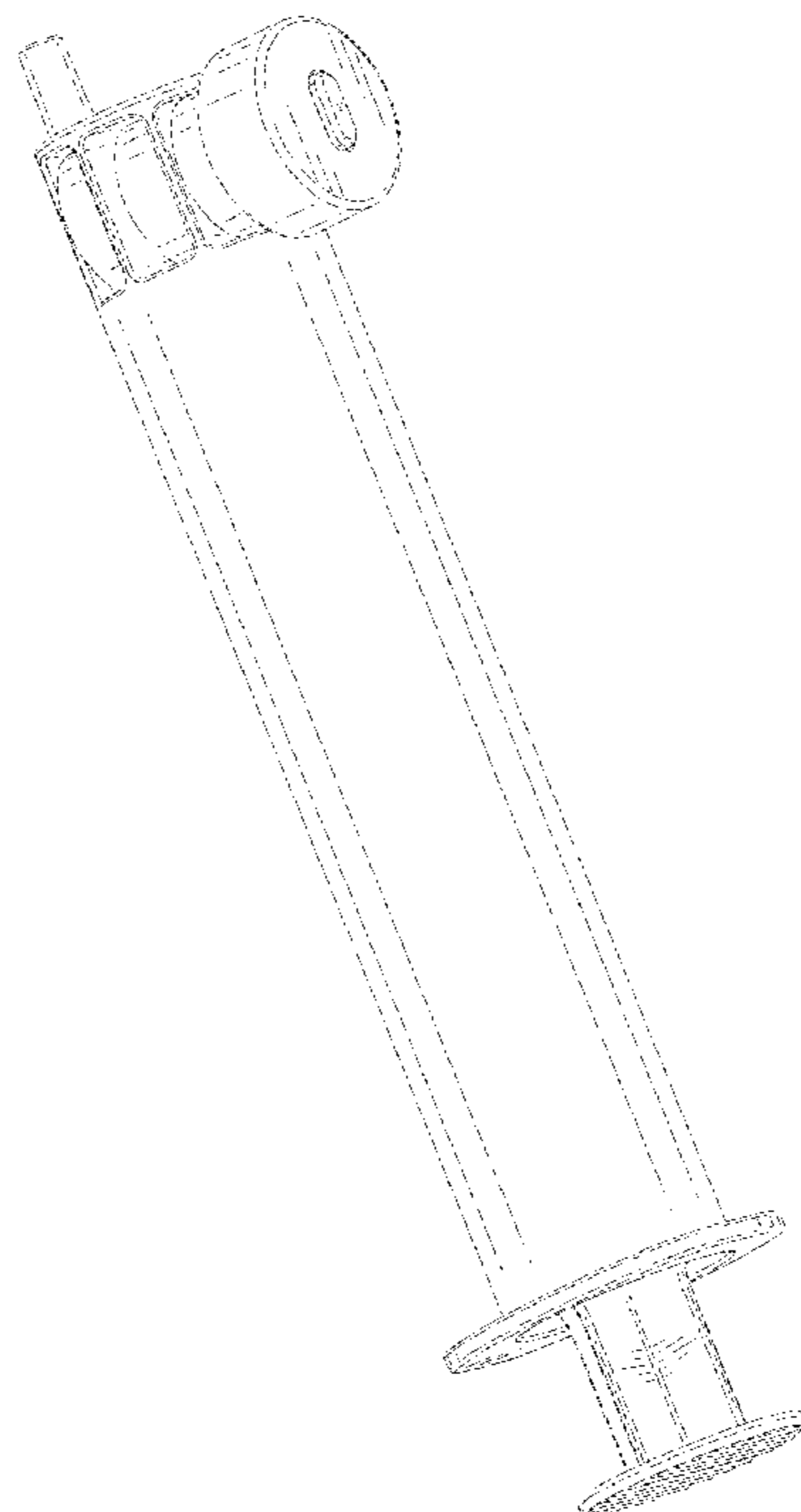
(57) **CLAIM**

The ornamental design for an injection syringe, as shown
and described.

DESCRIPTION

FIG. 1 is a front elevational view of an injection syringe
showing my new design;
FIG. 2 is a rear elevational view thereof;
FIG. 3 is a left side elevational view thereof, a right side
elevational view being a mirror image;
FIG. 4 is a top plan view thereof;
FIG. 5 is a bottom plan view thereof;
FIG. 6 is a perspective view thereof; and,
FIG. 7 is a perspective view thereof shown in a using state.
In the drawings the broken lines represent portions of the
injection syringe which form no part of the claimed design.

1 Claim, 7 Drawing Sheets






FIG. 1




FIG. 2

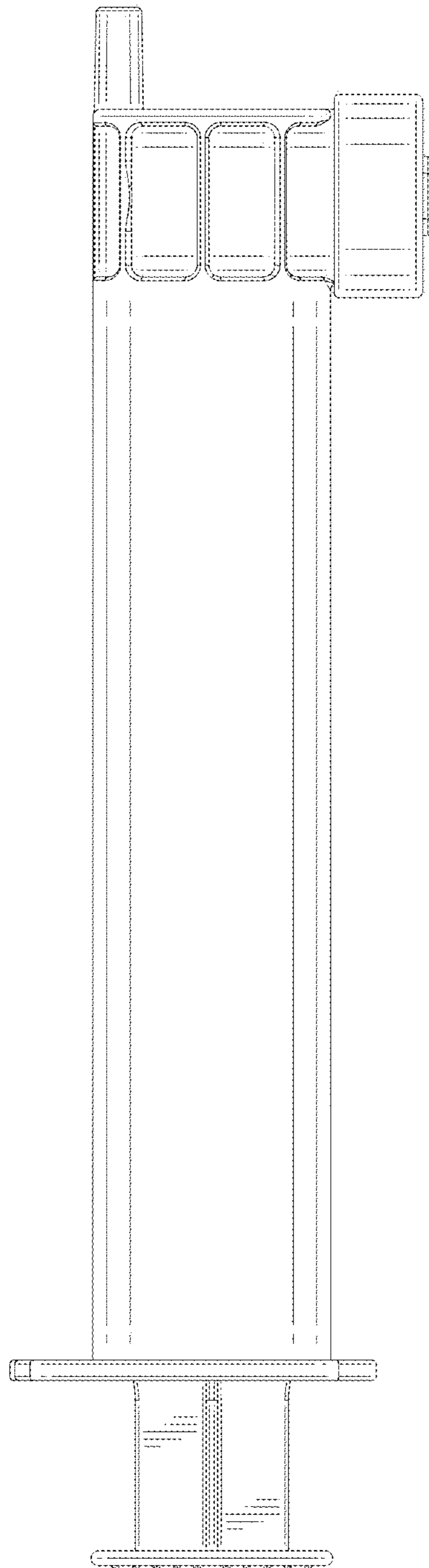


FIG. 3

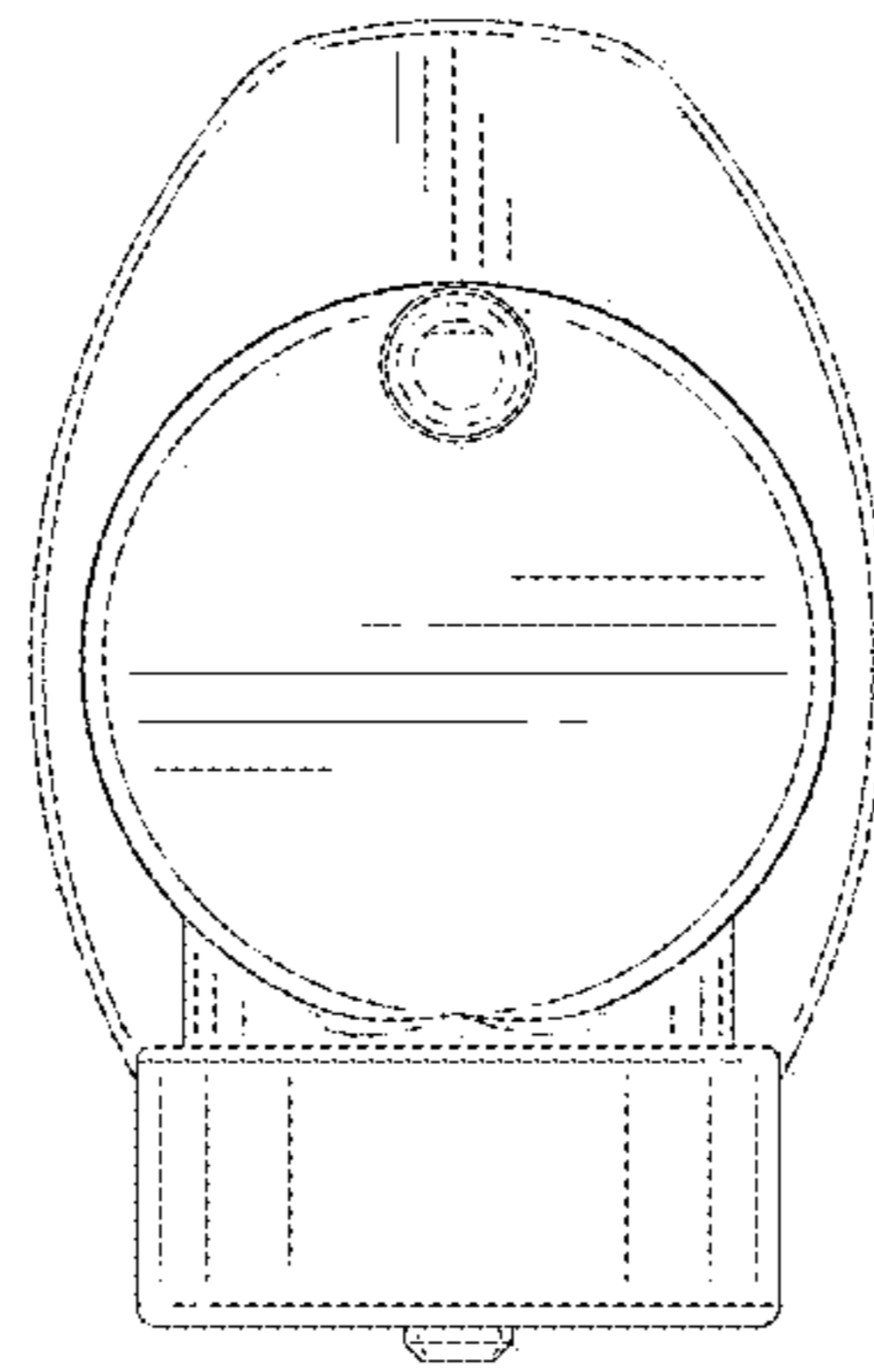


FIG. 4

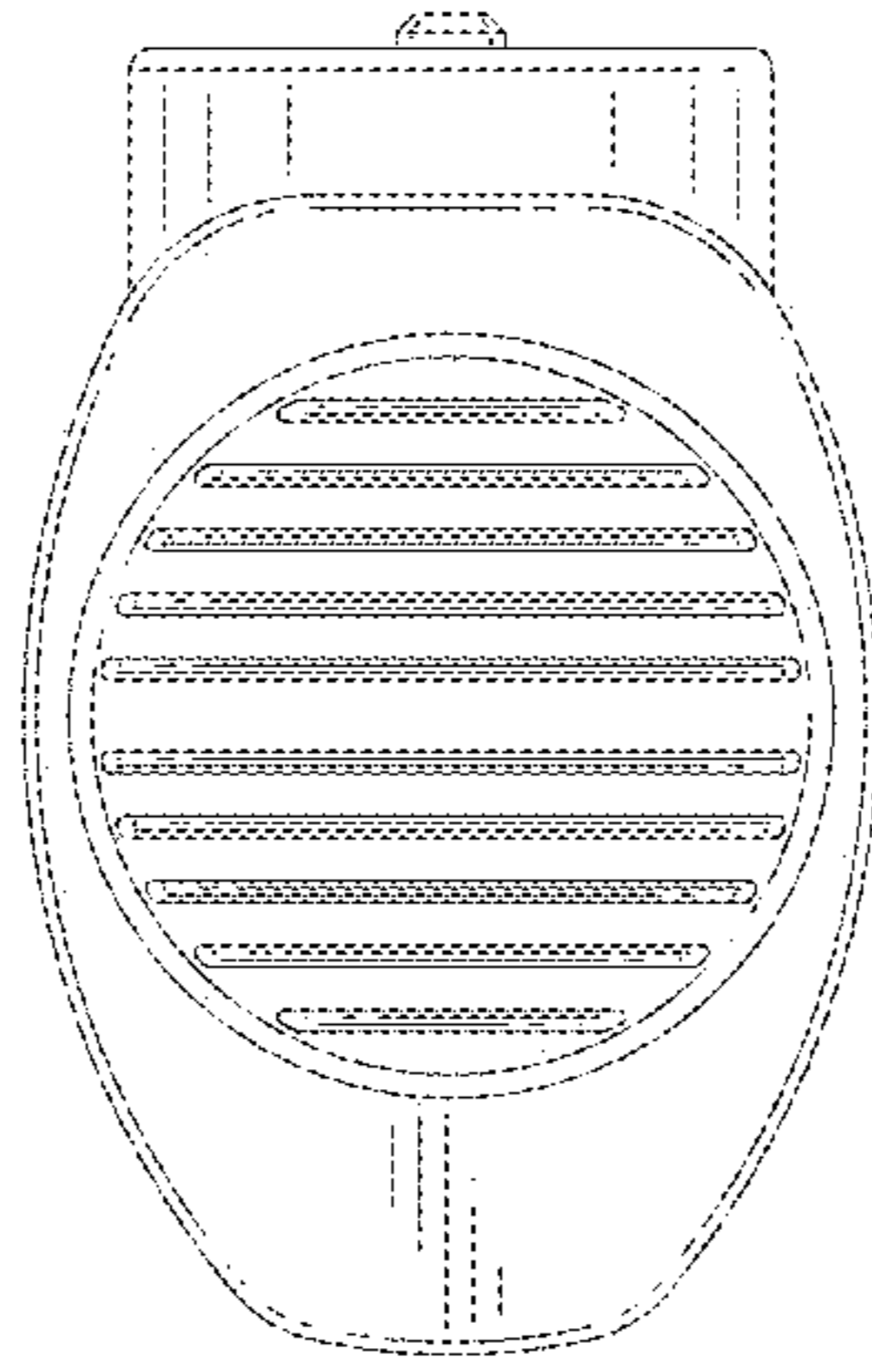


FIG. 5




FIG. 6

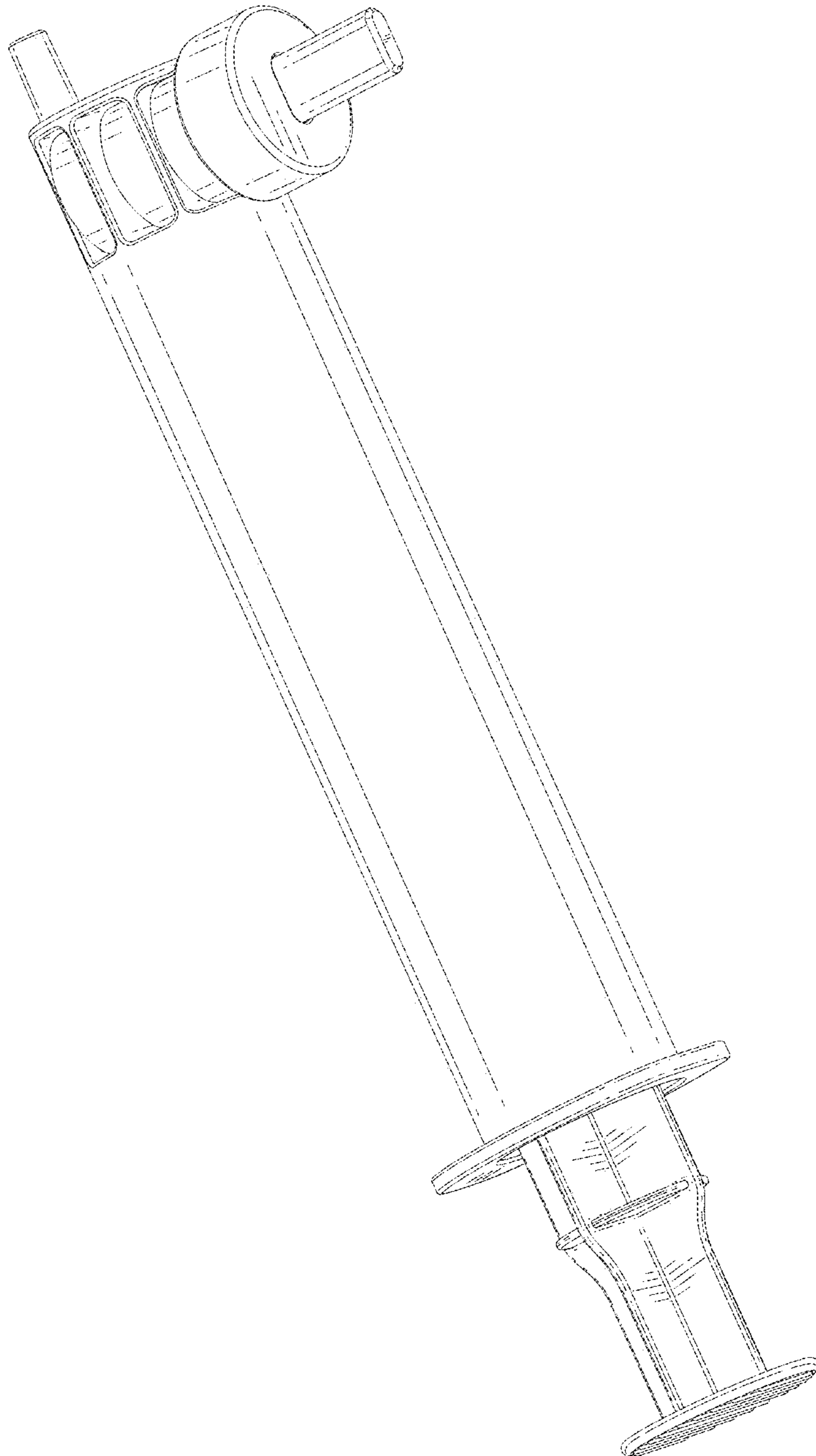


FIG. 7