

US00D926307S

(12) **United States Design Patent** (10) **Patent No.:** **US D926,307 S**
Dorsey (45) **Date of Patent:** **** Jul. 27, 2021**

(54) **FIREPLACE SURROUND** 2,875,747 A * 3/1959 Fish F24B 1/18
126/512
(71) Applicant: **CHAD DORSEY DESIGN LLC,** D300,356 S 3/1989 Becker
Dallas, TX (US) D300,461 S 3/1989 Becker
D300,943 S 5/1989 Heger
(72) Inventor: **Chad Dorsey,** Dallas, TX (US) D300,944 S 5/1989 Heger
4,945,692 A * 8/1990 Gallier E04F 19/005
52/315
(73) Assignee: **CHAD DORSEY DESIGN LLC,** D318,914 S 8/1991 Becker
Dallas, TX (US) 5,718,272 A * 2/1998 Brazell F24B 1/198
160/39
(**) Term: **15 Years** D407,577 S * 4/1999 Dorst D6/658
(Continued)

(21) Appl. No.: **29/729,052**

(22) Filed: **Mar. 24, 2020**

(51) **LOC (13) Cl.** **23-03**

(52) **U.S. Cl.**
USPC **D23/404**

(58) **Field of Classification Search**
USPC D23/403, 404, 409, 415, 416
CPC F24B 1/18; F24B 1/1804; F24B 1/1808;
F24B 1/195; F24B 1/197; F24B 1/198;
F24C 3/006

See application file for complete search history.

(56) **References Cited**

U.S. PATENT DOCUMENTS

1,479 A * 1/1840 Crosley F24B 1/18
126/500
3,826 A * 11/1844 Gilbert F24B 1/18
126/500
269,772 A * 12/1882 Woolfenden F24B 1/198
52/36.3
1,543,748 A * 6/1925 Brown F24B 1/195
126/553
D90,908 S * 10/1933 Beauchamp D6/664
D108,009 S * 1/1938 Baum D23/404
D108,148 S * 1/1938 Baum D23/404
2,154,939 A * 4/1939 Howe F24B 1/198
126/531
2,210,580 A * 8/1940 Gersten F24B 1/195
446/480

OTHER PUBLICATIONS

“Malibu” Mar. 30, 2020, California Home Design, site visited May 17, 2021: <https://www.californiahomedesign.com/trending/2020/03/30/chad-dorsey-debuts-strike-a-collection-of-fireplaces/> (Year: 2020).*

(Continued)

Primary Examiner — Jack Reickel
Assistant Examiner — Bobby W Jones, II
(74) *Attorney, Agent, or Firm* — Hemingway & Hansen, LLP; D. Scott Hemingway; Elizabeth P. Hartman

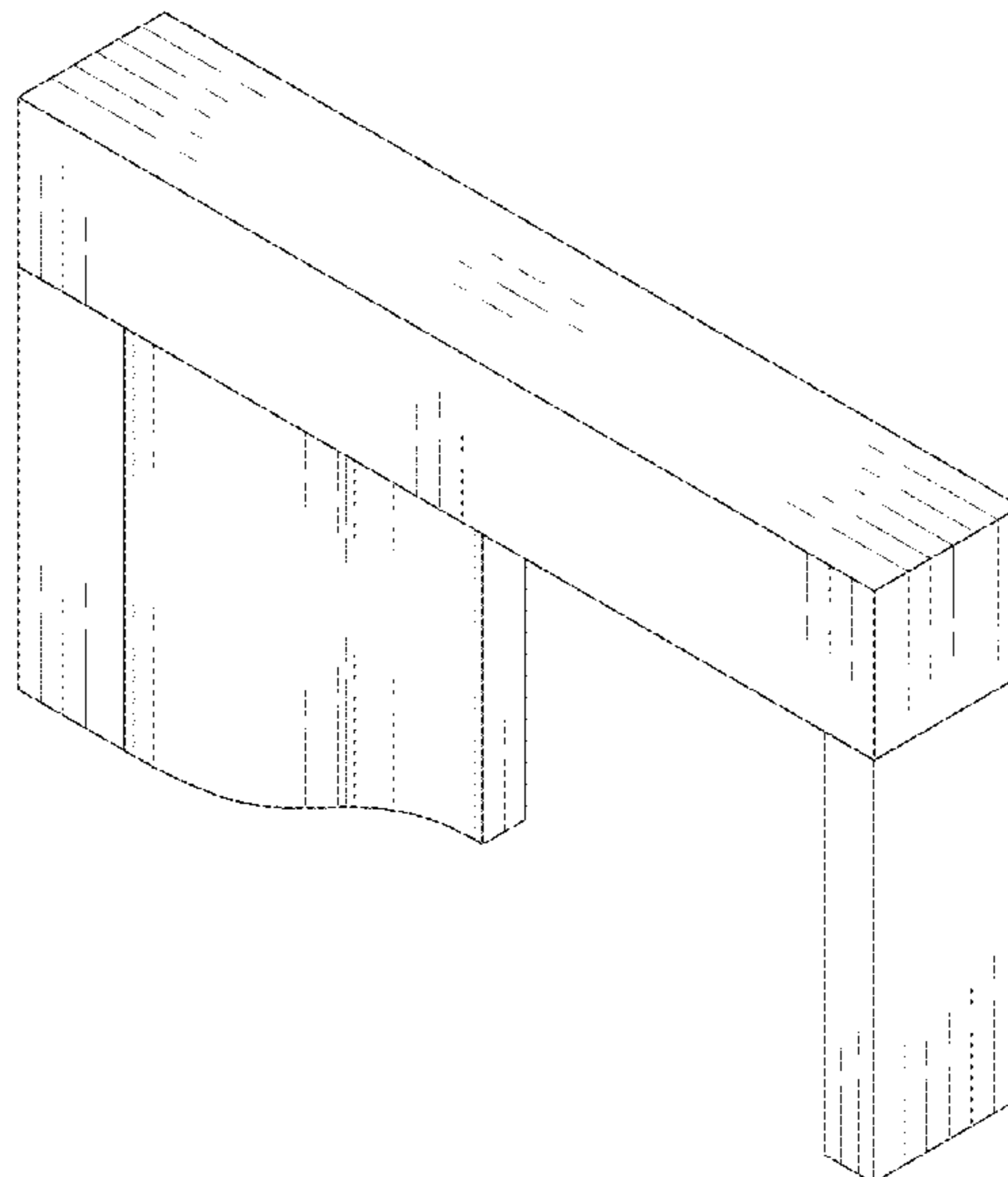
(57) **CLAIM**

The ornamental design for a fireplace surround, as shown and described.

DESCRIPTION

FIG. 1 is a front perspective view of a fireplace surround of the present application;
FIG. 2 is a front elevation view of FIG. 1;
FIG. 3 is a rear elevation view of FIG. 1;
FIG. 4 is a top view of FIG. 1;
FIG. 5 is a bottom view of FIG. 1
FIG. 6 is a left side view of FIG. 1; and,
FIG. 7 is a right side view of FIG. 1.

1 Claim, 3 Drawing Sheets



(56)

References Cited

U.S. PATENT DOCUMENTS

6,029,731	A *	2/2000	Brazell	F24B 1/198 160/352
D516,196	S	2/2006	Johnson		
D519,202	S *	4/2006	Lyons	D23/404
D526,403	S	8/2006	Hills		
D529,599	S	10/2006	Hills		
D532,898	S	11/2006	Hills		
D532,899	S	11/2006	Hills		
D532,900	S	11/2006	Hills		
D534,271	S	12/2006	Hills		
D535,382	S	1/2007	Hills		
D539,412	S	3/2007	Hills		
D688,365	S *	8/2013	Hadi	D23/404
D828,537	S *	9/2018	Chen	D23/404
D828,538	S *	9/2018	Chen	D23/404
D828,539	S *	9/2018	Chen	D23/404

2005/0050805	A1 *	3/2005	Lyons	E04F 19/00 52/36.3
2005/0050806	A1 *	3/2005	Lyons	F23N 5/203 52/36.3
2005/0076902	A1 *	4/2005	Lyons	F24B 1/18 126/500
2005/0198914	A1 *	9/2005	Lyons	F24B 1/198 52/36.3
2009/0038606	A1 *	2/2009	Weinberger	F24B 1/195 126/552
2010/0307477	A1 *	12/2010	Gallo	F24B 1/18 126/500

OTHER PUBLICATIONS

“Brandon Architects Fireplace” Facebook, Nov. 11, 2019, site visited May 17, 2021: <https://www.facebook.com/brandonarchitects/photos/a.850802804939606/2910230918996774/> (Year: 2019).*

* cited by examiner

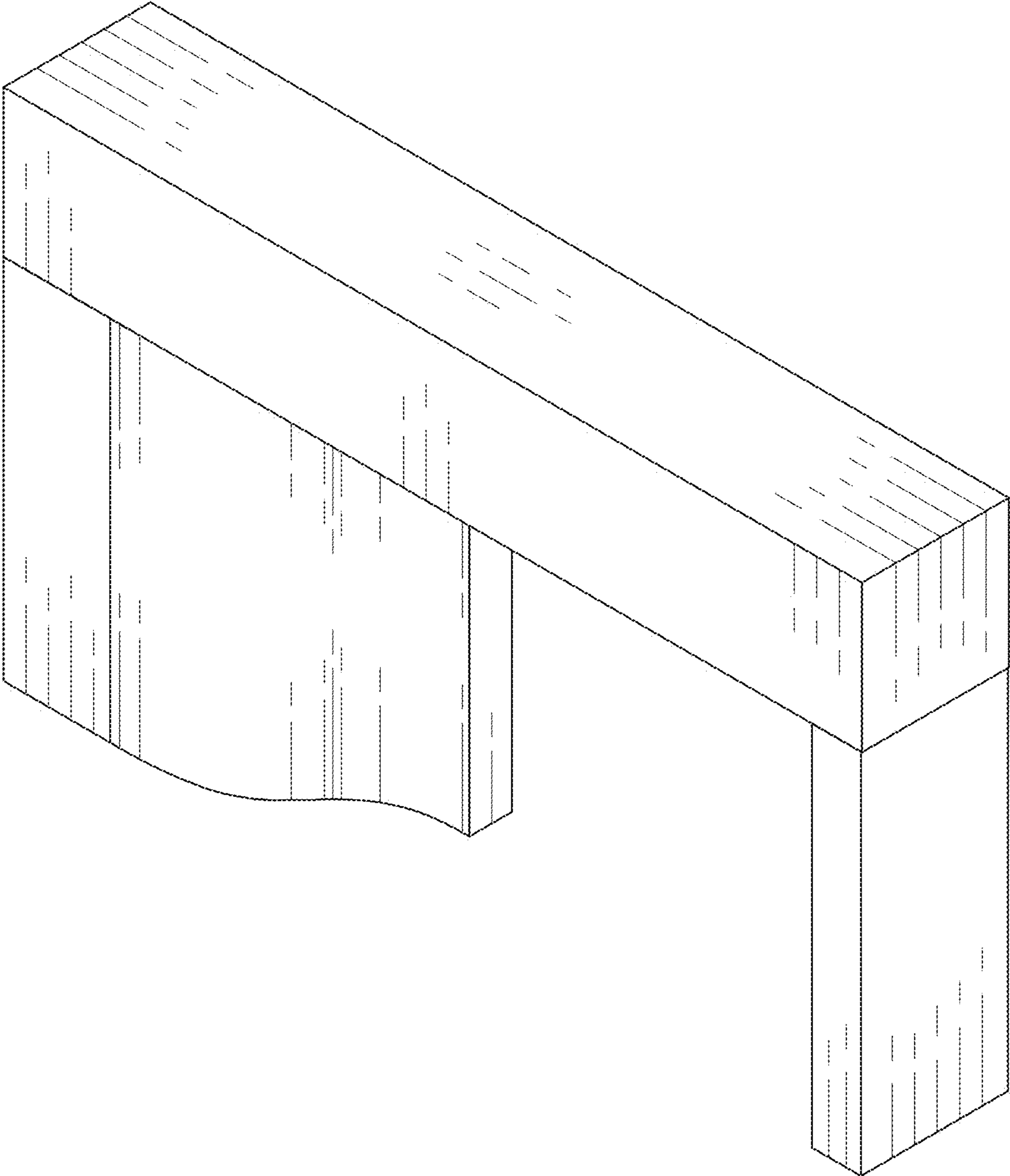


FIG. 1

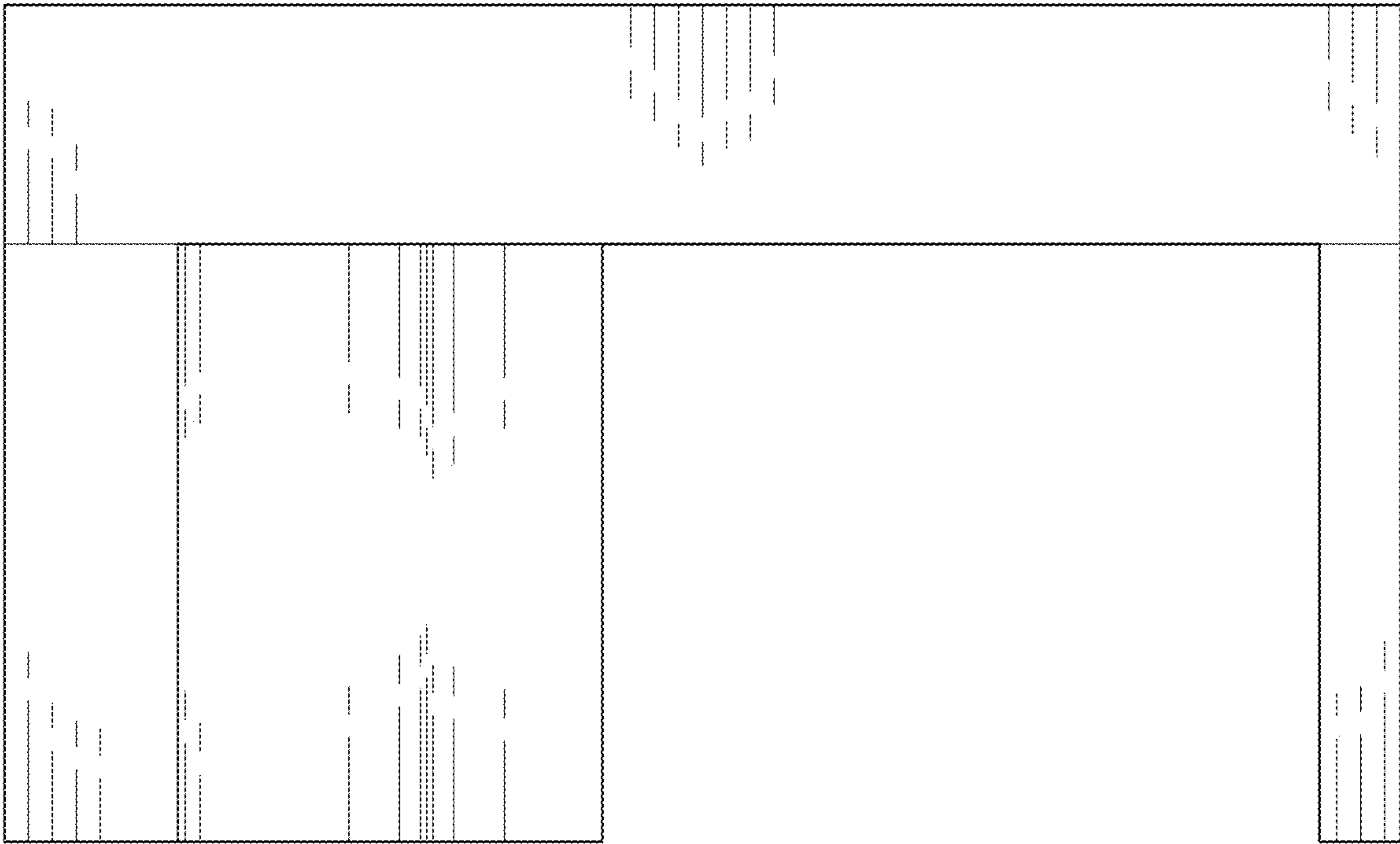


FIG. 2

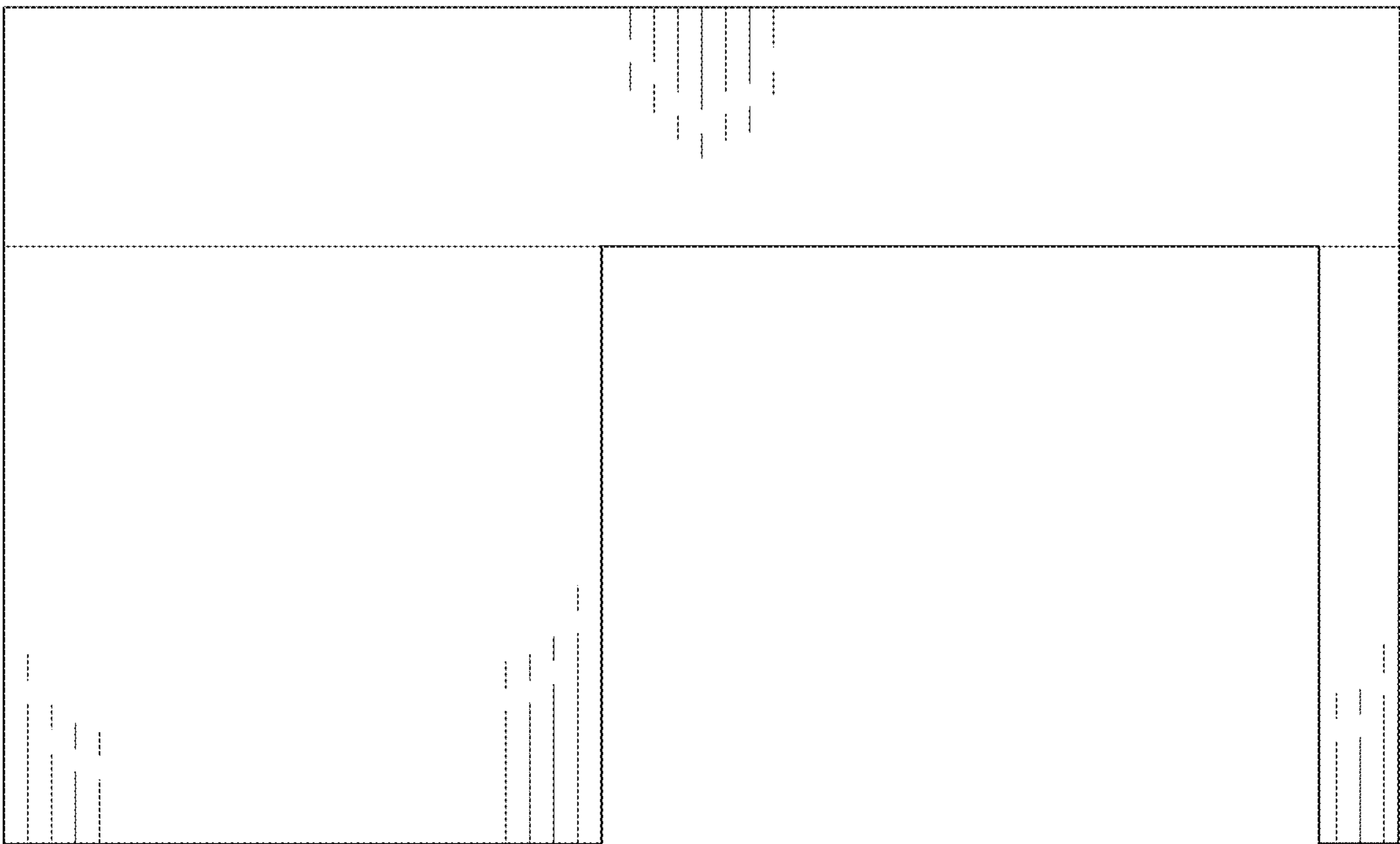


FIG. 3




FIG. 4

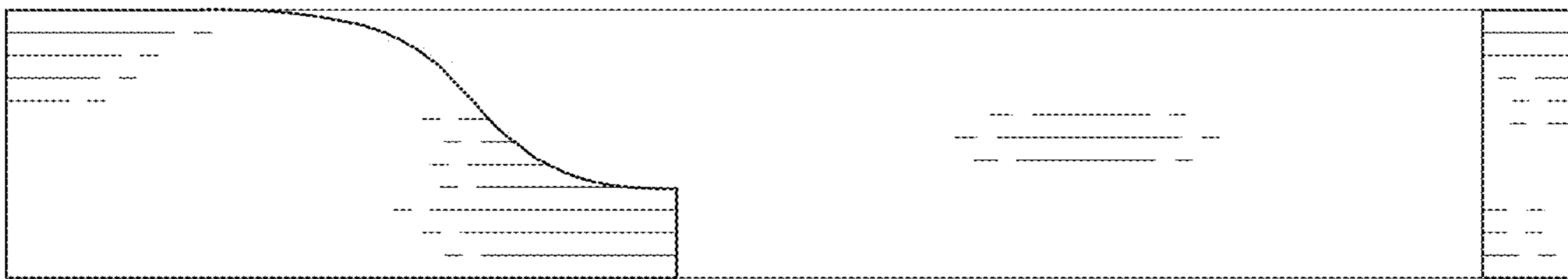


FIG. 5



FIG. 6




FIG. 7