



US00D926300S

(12) **United States Design Patent** (10) **Patent No.:** **US D926,300 S**  
**He et al.** (45) **Date of Patent:** **\*\* Jul. 27, 2021**

(54) **ELECTRIC HEATER**  
 (71) Applicant: **BEIJING XIAOMI MOBILE SOFTWARE CO., LTD.**, Beijing (CN)  
 (72) Inventors: **Chunyan He**, Beijing (CN); **Suyan Huang**, Beijing (CN)  
 (73) Assignee: **BEIJING XIAOMI MOBILE SOFTWARE CO., LTD.**, Beijing (CN)

D275,697 S \* 9/1984 Bales ..... D23/389  
 4,760,243 A \* 7/1988 Tedioli ..... F24H 3/0417  
 392/366  
 D342,126 S \* 12/1993 Dubin ..... F24H 3/0417  
 D23/335  
 D348,725 S \* 7/1994 Wortham ..... D23/332  
 D454,944 S \* 3/2002 Hotaling ..... D23/335  
 D464,413 S \* 10/2002 Shapiro ..... D23/335  
 D469,525 S \* 1/2003 Giugiaro ..... D23/328  
 D513,066 S \* 12/2005 Blateri ..... D23/335  
 D546,429 S \* 7/2007 Ching ..... D23/342

(Continued)

(\*\*) Term: **15 Years**

Primary Examiner — Keli L Hill

(21) Appl. No.: **35/508,384**

(74) Attorney, Agent, or Firm — Syncoda LLC; Feng Ma

(22) Filed: **Nov. 29, 2019**

(57) **CLAIM**

(80) **Hague Agreement Data**

The ornamental design for an electric heater, as shown and described.

Int. Filing Date: **Nov. 29, 2019**  
 Int. Reg. No.: **DM/205328**  
 Int. Reg. Date: **Nov. 29, 2019**  
 Int. Reg. Pub. Date: **Jan. 24, 2020**

**DESCRIPTION**

(30) **Foreign Application Priority Data**

Jul. 2, 2019 (CN) ..... 201930347327.X  
 Jul. 4, 2019 (CN) ..... 201930353904.6

(51) **LOC (13) Cl.** ..... **23-03**  
 (52) **U.S. Cl.**  
 USPC ..... **D23/335**

(58) **Field of Classification Search**  
 USPC ..... D23/314, 317, 330, 332–333, 335–351,  
 D23/354–356, 370, 376, 378, 381, 382  
 CPC ..... F24D 5/02; F24D 5/12; F24D 19/1009;  
 F28D 15/0275; F28D 2021/0029  
 See application file for complete search history.

1.-2. Electric heater  
**1.1** is a perspective view of an electric heater showing our new design according to a first embodiment;  
**1.2** is a front view thereof;  
**1.3** is a rear view thereof;  
**1.4** is a left view thereof;  
**1.5** is a right view thereof;  
**1.6** is a top view thereof;  
**1.7** is a bottom view thereof;  
**2.1** is a perspective view of an electric heater showing our new design according to a second embodiment;  
**2.2** is a front view thereof  
**2.3** is a rear view thereof;  
**2.4** is a left view thereof;  
**2.5** is a right view thereof;  
**2.6** is a top view thereof;  
**2.7** is a bottom view thereof.


(56) **References Cited**

**U.S. PATENT DOCUMENTS**

2,815,585 A \* 12/1957 Thompson ..... A47K 10/06  
 34/621  
 D256,501 S \* 8/1980 Glucksman ..... A47K 10/06  
 D23/335

The broken lines in the drawings are for the purpose of illustrating portions of the electric heater that form no part of the claimed design.

**1 Claim, 7 Drawing Sheets**



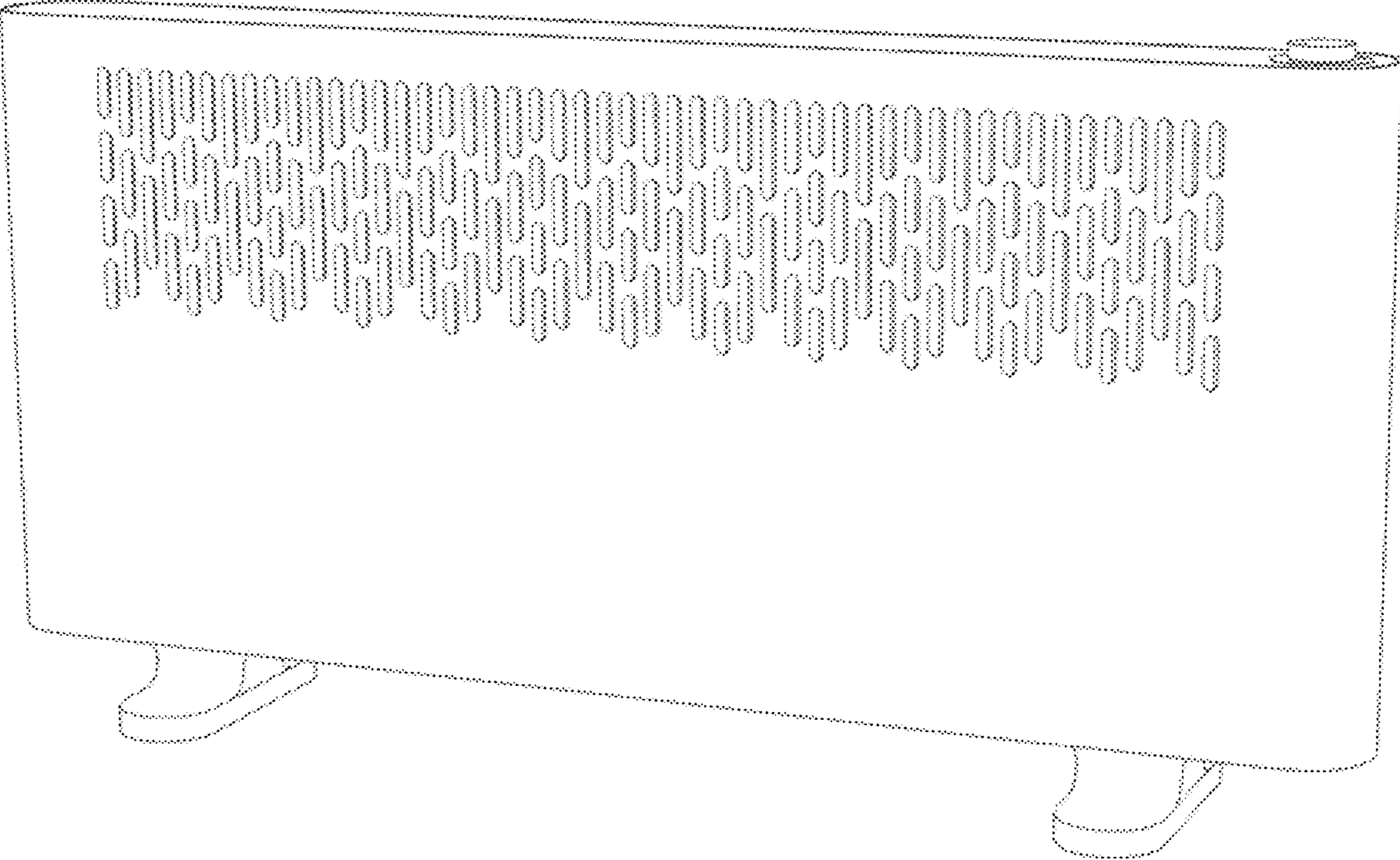
(56)

**References Cited**

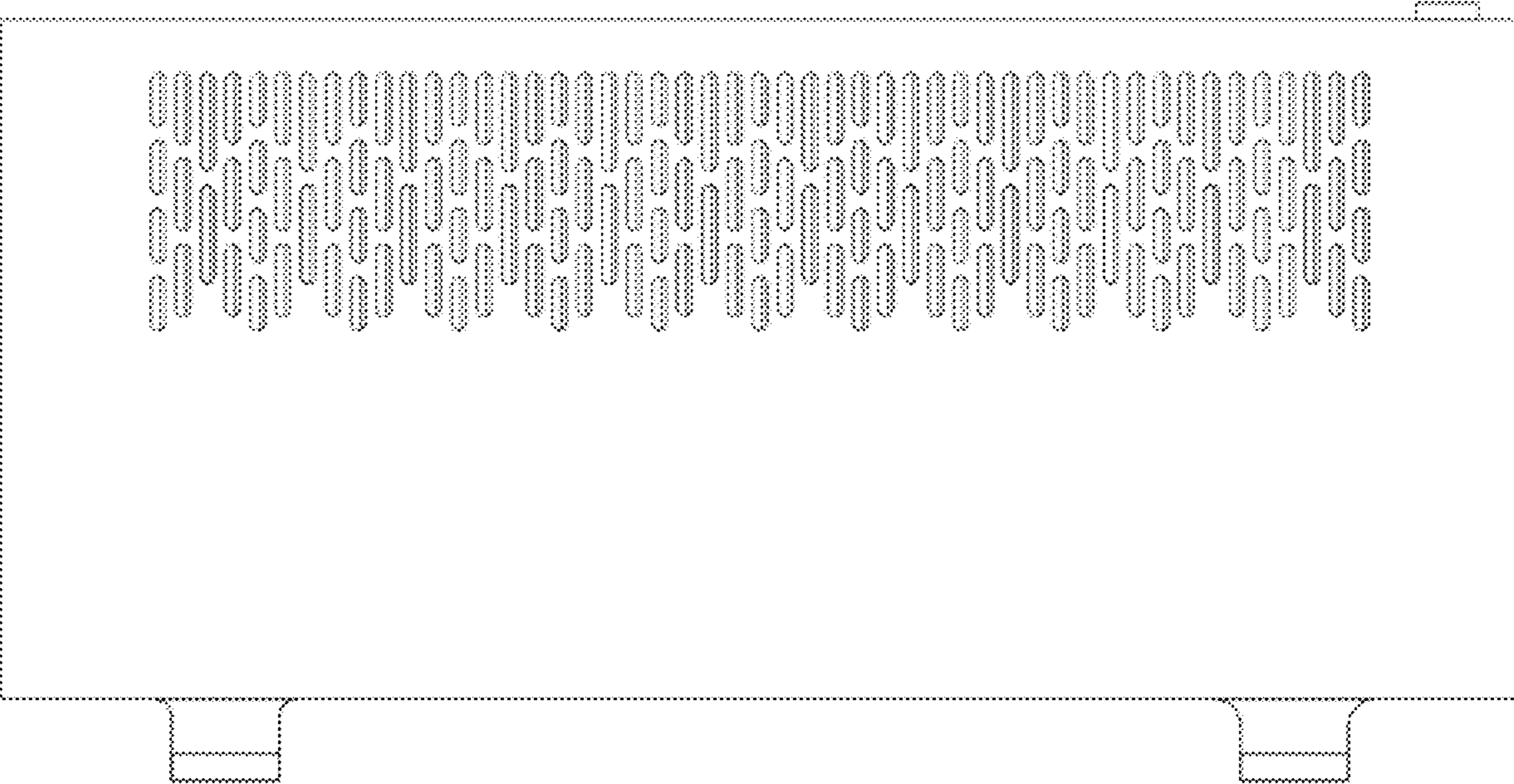
U.S. PATENT DOCUMENTS

D549,309 S *	8/2007	Stephant .....	D23/342
D607,093 S *	12/2009	Yanez .....	D23/317
D609,795 S *	2/2010	Yeung .....	D23/332
D678,492 S *	3/2013	Dong .....	D23/342
D714,429 S *	9/2014	Bursztein .....	D23/332
D802,107 S *	11/2017	Schumann .....	D23/330
D865,139 S *	10/2019	Kusuki .....	D23/318
D874,624 S *	2/2020	Liu .....	D23/335
D901,659 S *	11/2020	Yuan .....	D23/351
D912,789 S *	3/2021	Chen .....	D23/342


\* cited by examiner




1.1



1.2




1.3




1.4

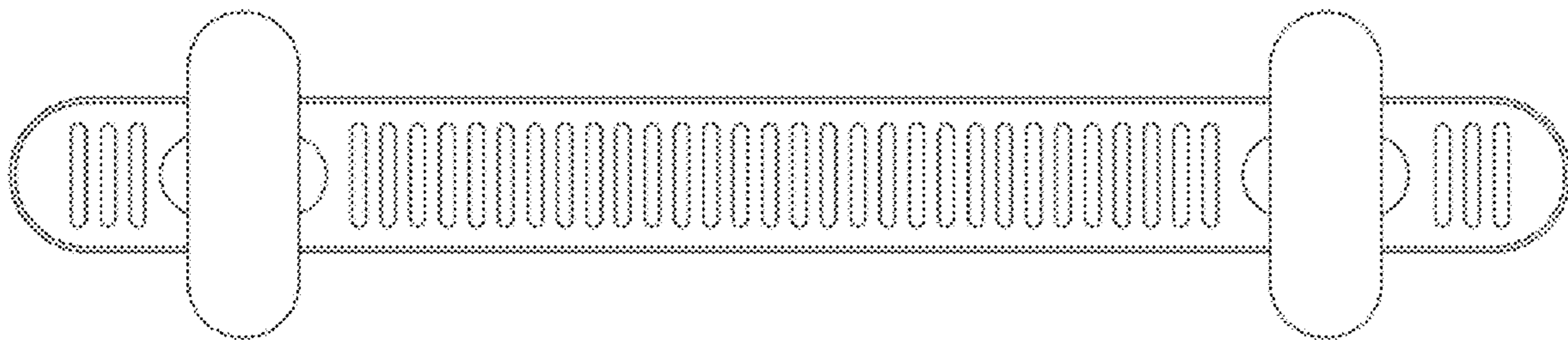




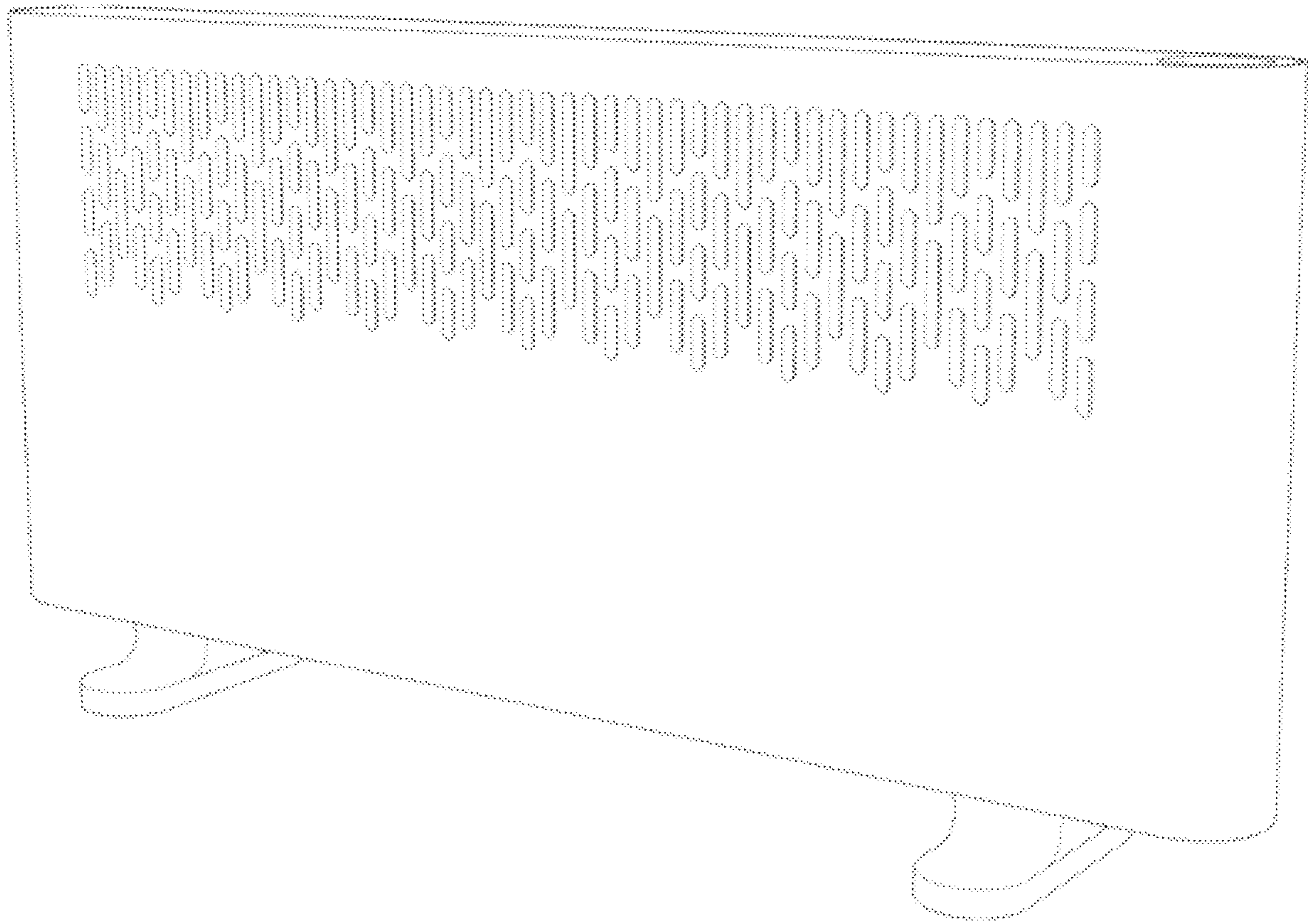
1.5



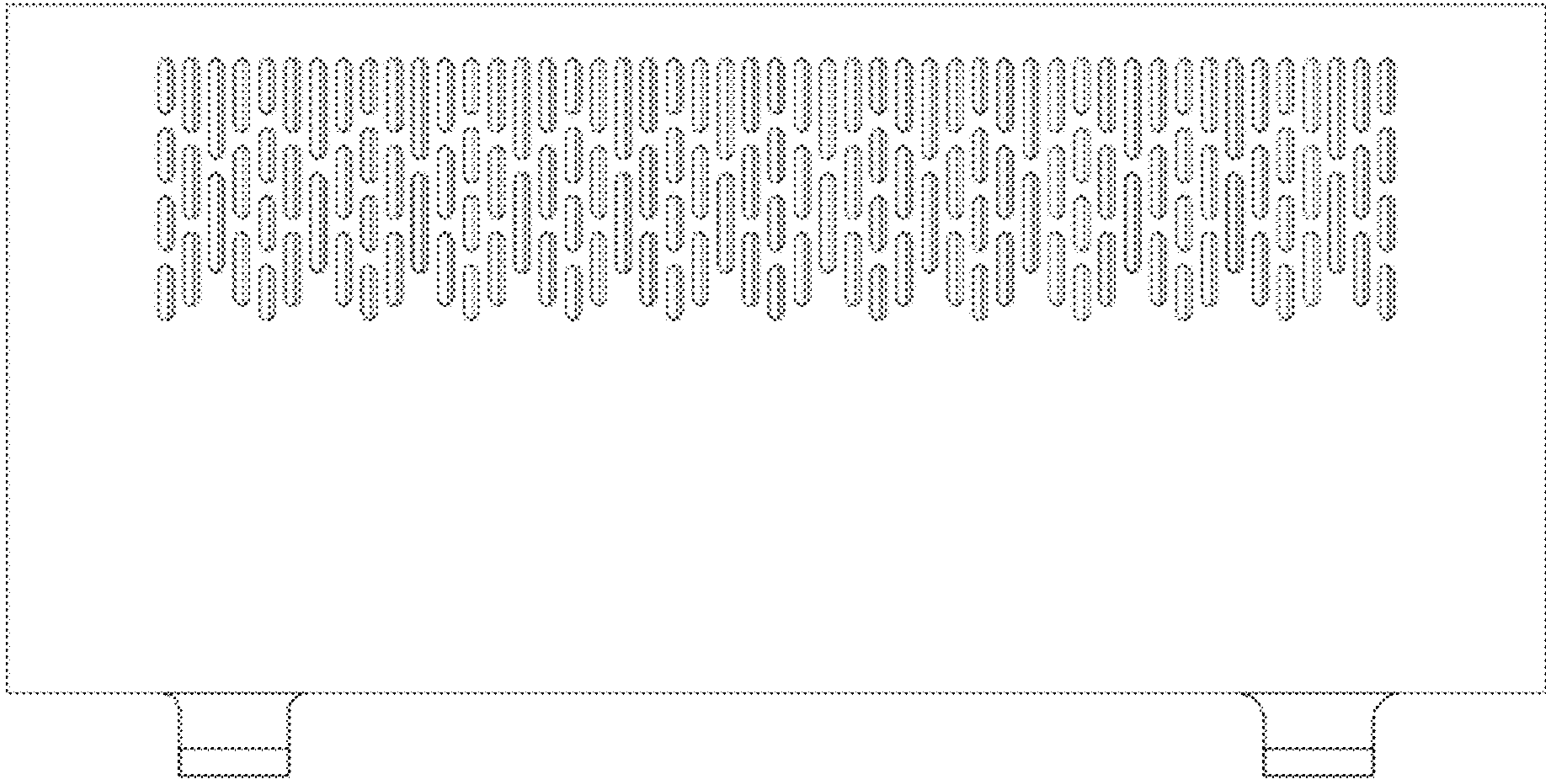
1.6




1.7





2.1



2.2



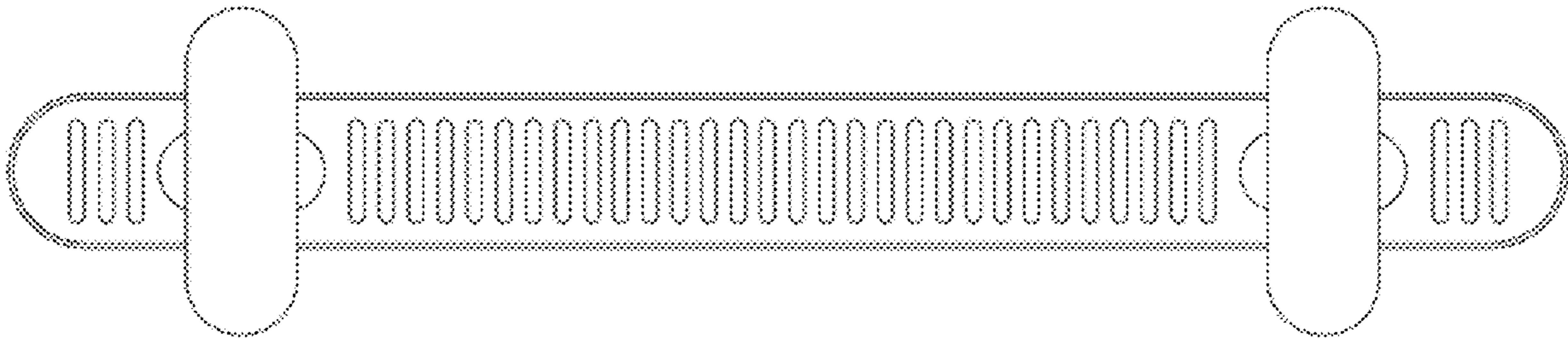
2.3







2.6



2.7