



US00D926274S

(12) **United States Design Patent**  
**Agrella**

(10) **Patent No.:** **US D926,274 S**

(45) **Date of Patent:** **\*\* Jul. 27, 2021**

(54) **GOLF CLUB HEAD**

(71) Applicant: **SUMITOMO RUBBER INDUSTRIES, LTD.**, Kobe (JP)

(72) Inventor: **Alexandra Agrella**, Huntington Beach, CA (US)

(73) Assignee: **SUMITOMO RUBBER INDUSTRIES, LTD.**, Kobe (JP)

(\*\*) Term: **15 Years**

(21) Appl. No.: **29/723,769**

(22) Filed: **Feb. 10, 2020**

(51) **LOC (13) Cl.** ..... **21-02**

(52) **U.S. Cl.**  
USPC ..... **D21/747**

(58) **Field of Classification Search**  
USPC ..... D21/747-751, 759  
CPC ..... A63B 53/00; A63B 53/02; A63B 53/04;  
A63B 53/047; A63B 53/0475; A63B  
2053/0479; A63B 2053/0483; A63B  
2053/0445; A63B 60/00; A63B 60/46  
See application file for complete search history.

(56) **References Cited**

**U.S. PATENT DOCUMENTS**

D614,710 S *	4/2010	Kim	.....	D21/747
D618,293 S *	6/2010	Foster	.....	D21/747
D707,772 S *	6/2014	Oldknow	.....	D21/759
D746,926 S *	1/2016	Parsons	.....	D21/747
D763,375 S *	8/2016	Chun	.....	D21/747
D764,610 S *	8/2016	Parsons	.....	D21/747
D765,804 S *	9/2016	Oliveiro	.....	D21/747

D767,066 S *	9/2016	Asazuma	.....	D21/759
D823,406 S *	7/2018	Oyler	.....	D21/747
D859,551 S *	9/2019	Asatsuma	.....	D21/759
D861,812 S *	10/2019	Asatsuma	.....	D21/759
D866,692 S *	11/2019	Kitching, Jr.	.....	D21/747
D867,499 S *	11/2019	Kitching, Jr.	.....	D21/747
D867,500 S *	11/2019	Wolfe	.....	D21/747
D885,501 S *	5/2020	Tsuchihashi	.....	D21/748
D895,039 S *	9/2020	Wang	.....	D21/747
D900,261 S *	10/2020	Chun	.....	D21/747
D902,333 S *	11/2020	Clarke	.....	D21/747
D914,815 S *	3/2021	Clarke	.....	D21/747
2016/0375320 A1 *	12/2016	Franz	.....	A63B 60/02 473/291
2018/0085641 A1 *	3/2018	Breier	.....	A63B 53/0475

\* cited by examiner

*Primary Examiner* — Mitchell I. Siegel

(74) *Attorney, Agent, or Firm* — Birch, Stewart, Kolasch & Birch, LLP

(57) **CLAIM**

The ornamental design for a golf club head, as shown and described.

**DESCRIPTION**

FIG. 1 is a perspective view of a golf club head showing our new design;  
FIG. 2 is a front view thereof;  
FIG. 3 is a back view thereof;  
FIG. 4 is a top view thereof;  
FIG. 5 is a bottom view thereof;  
FIG. 6 is a right view thereof;  
FIG. 7 is a left view thereof; and,  
FIG. 8 is a cross-sectional view taken on line 8-8 of FIG. 3.

**1 Claim, 8 Drawing Sheets**

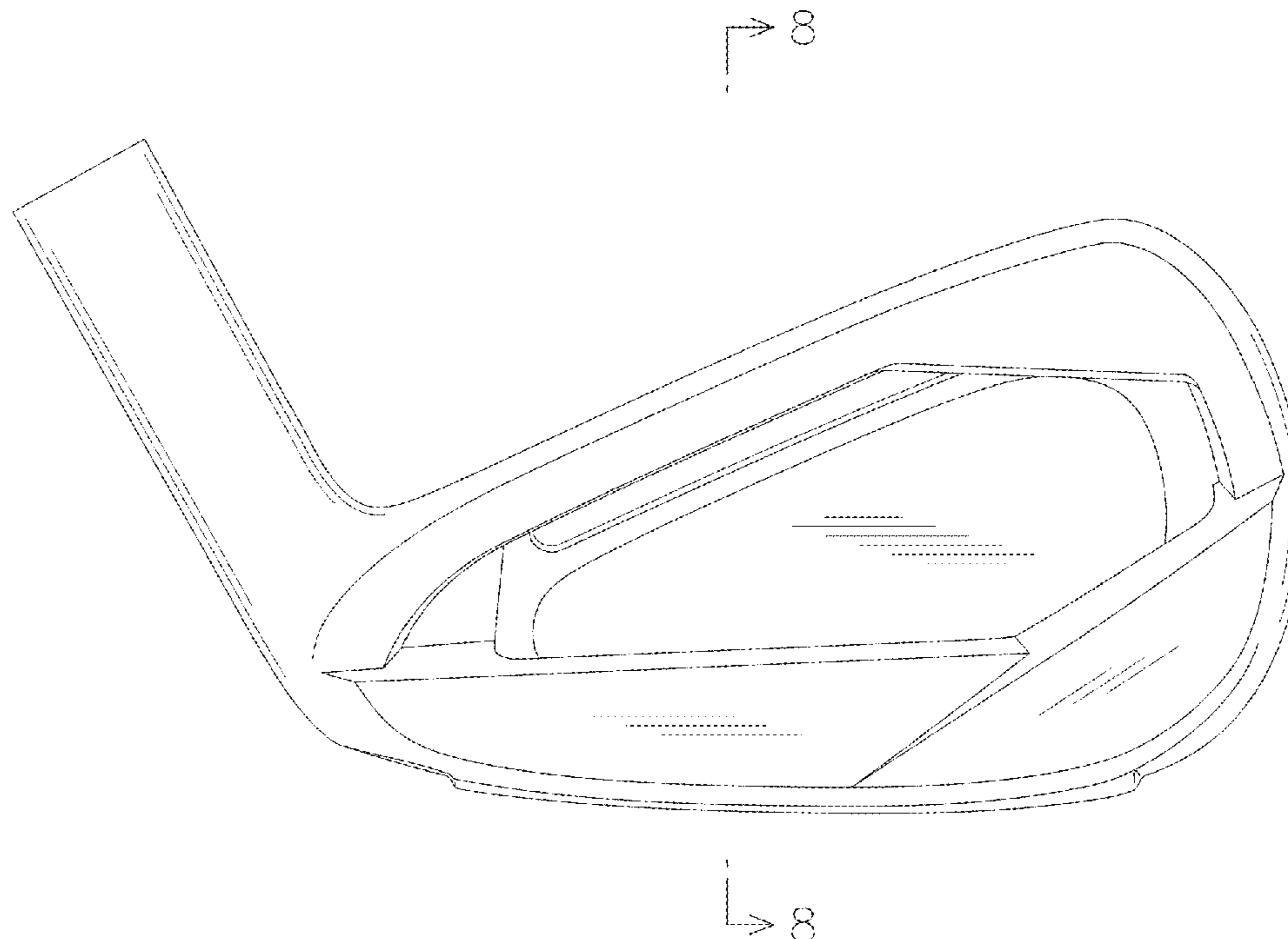


Fig. 1

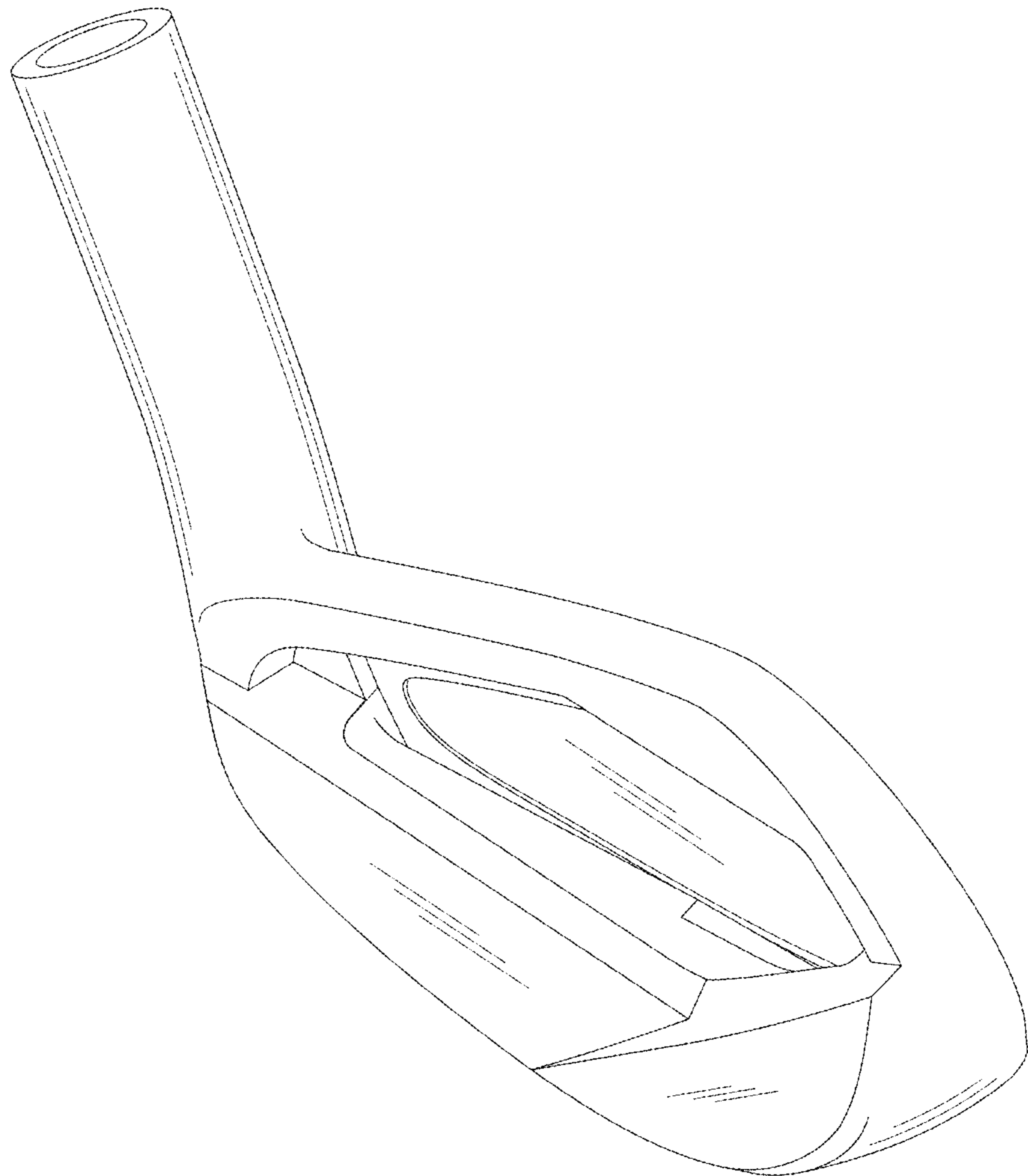


Fig. 2




Fig. 3

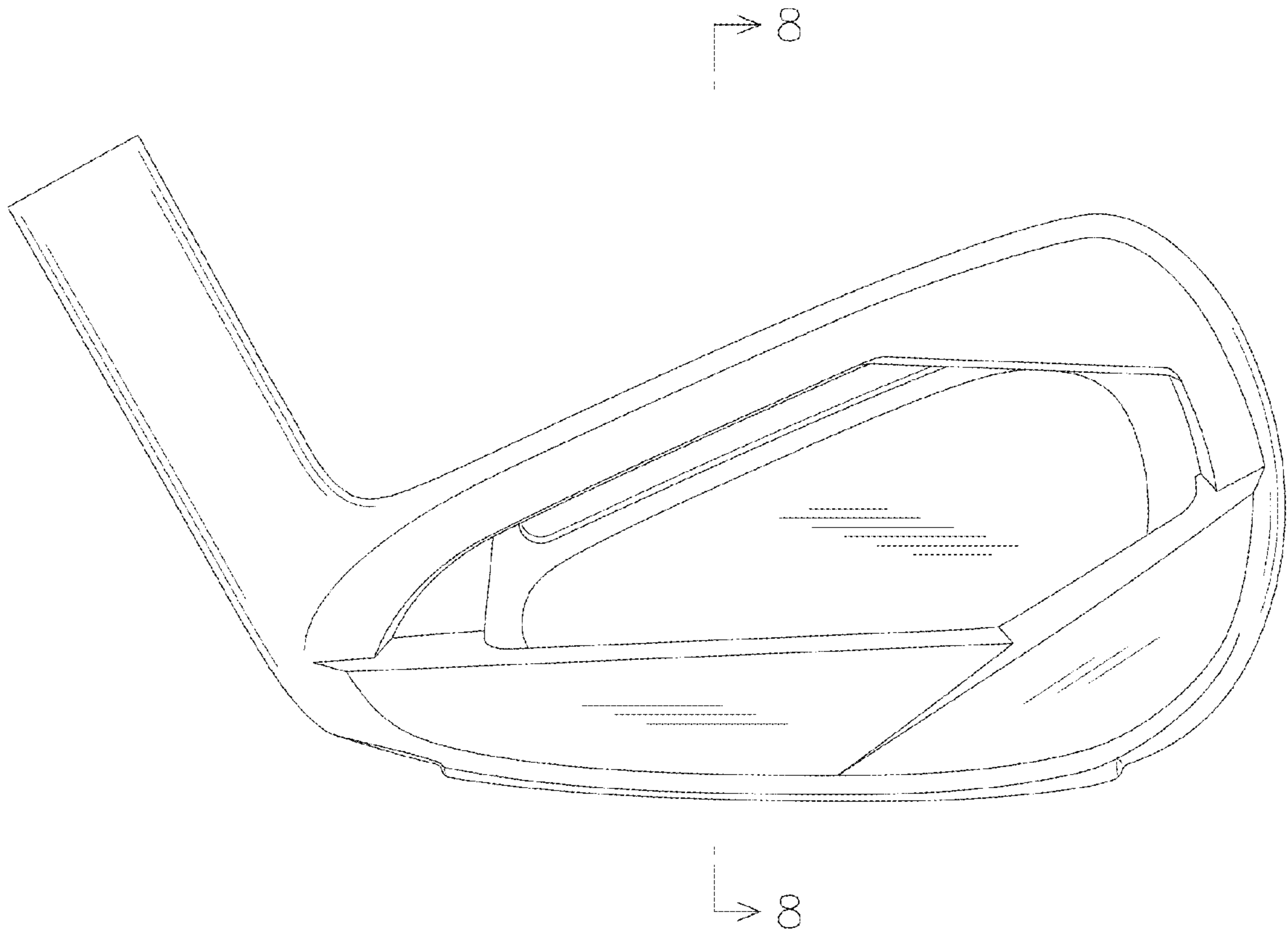


Fig. 4

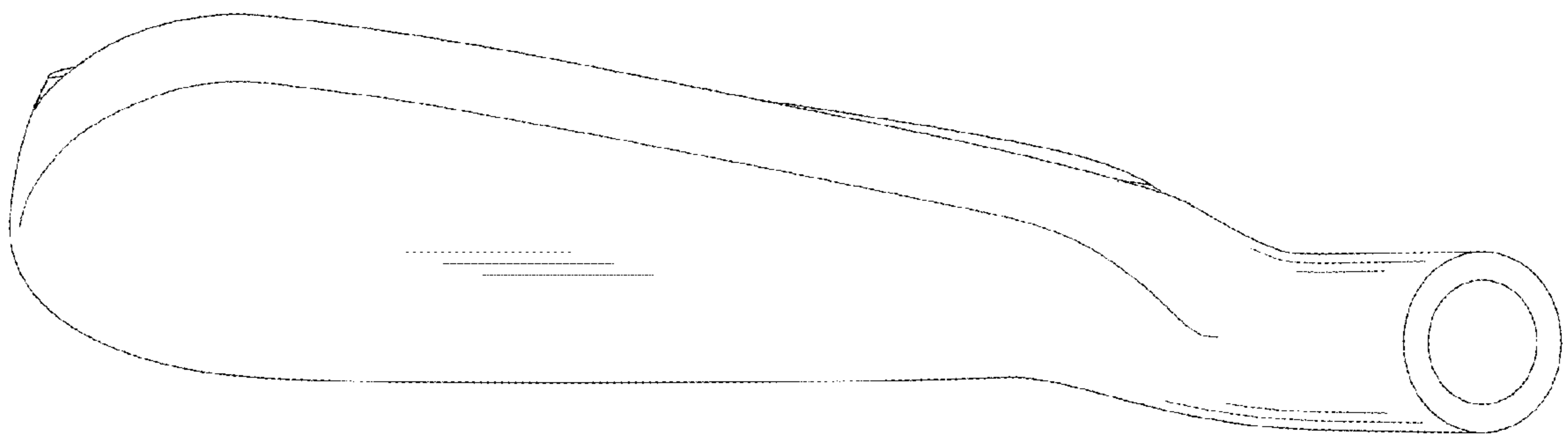


Fig. 5

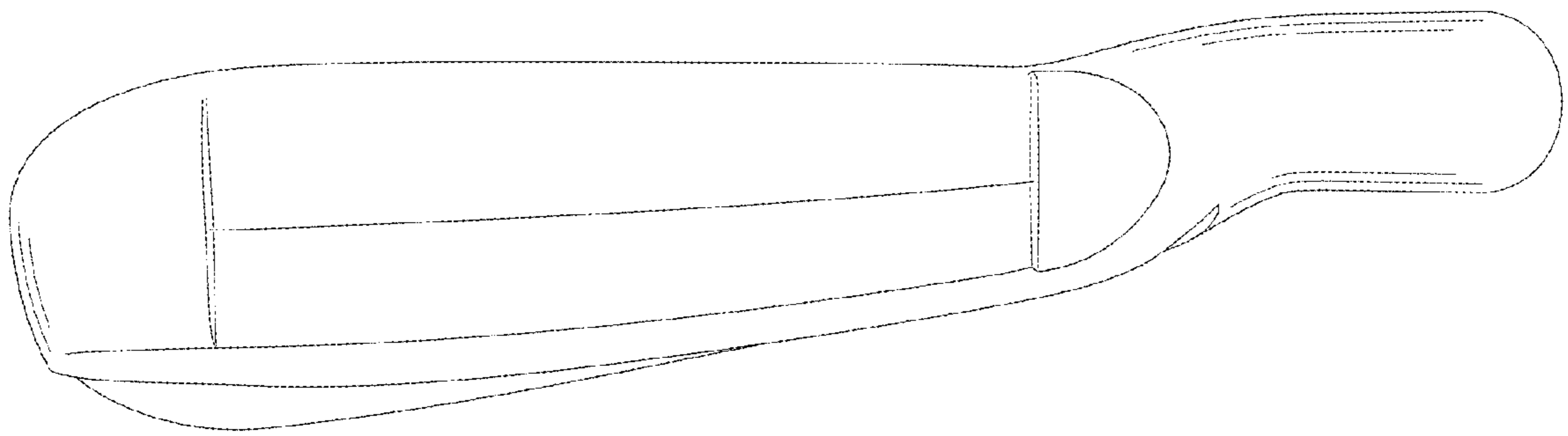


Fig. 6

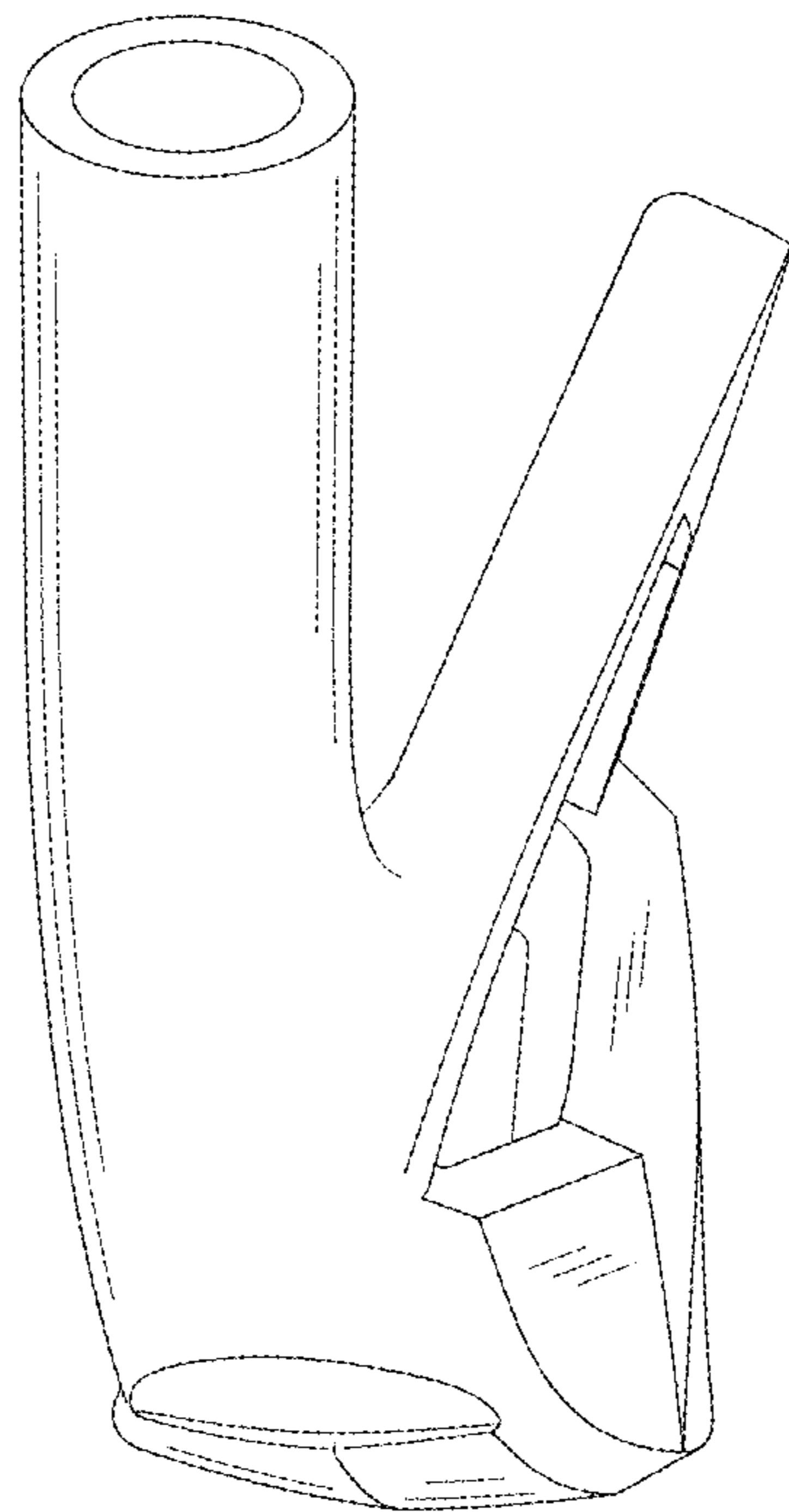


Fig. 7

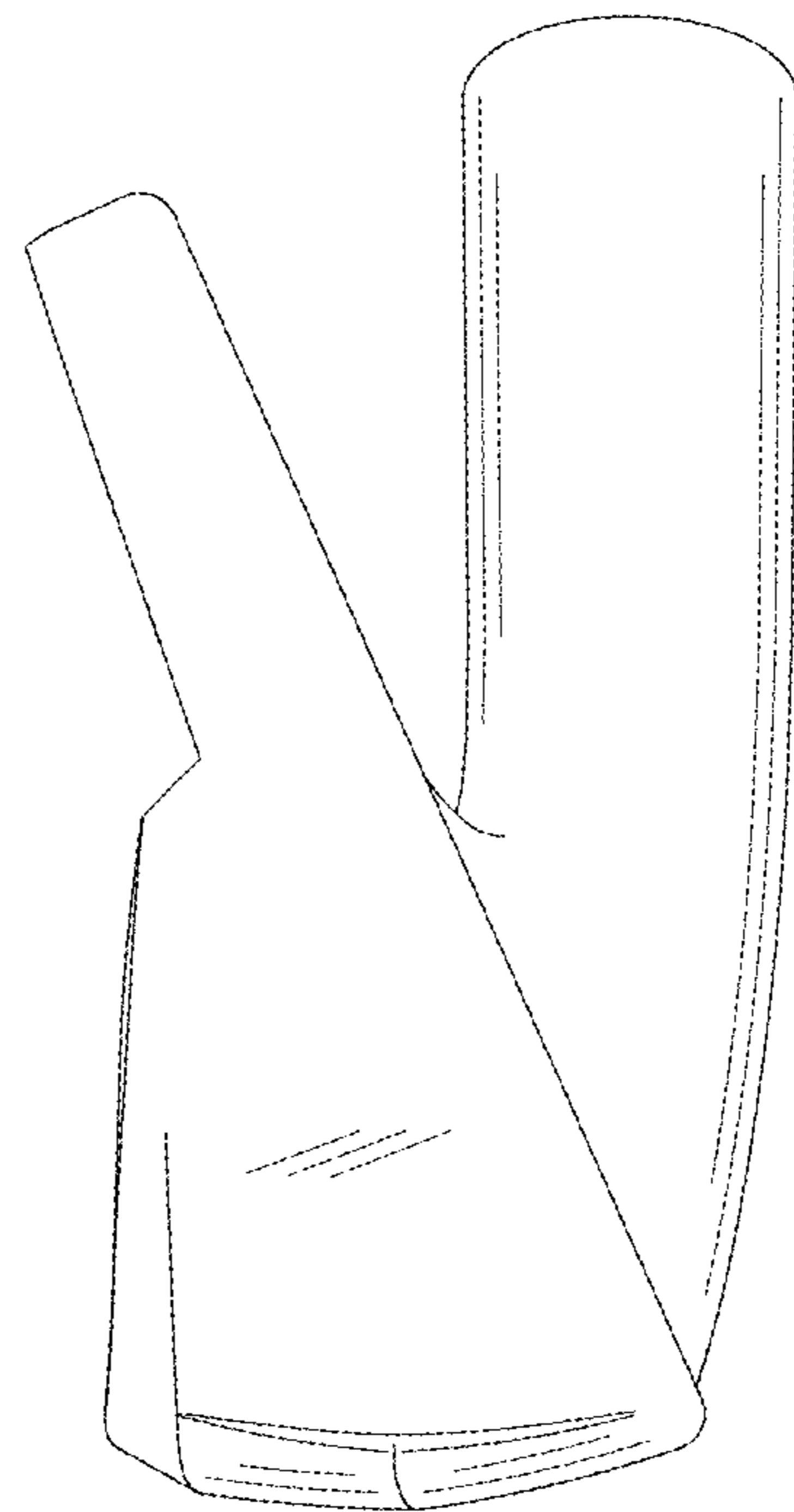




Fig. 8

