

US00D926255S

(12) **United States Design Patent**  
**Firth et al.**

(10) **Patent No.:** **US D926,255 S**

(45) **Date of Patent:** **\*\* Jul. 27, 2021**

(54) **SIGN**

(71) Applicant: **Hobizbo Inc.**, Long Beach, CA (US)

(72) Inventors: **Matthew Firth**, Seal Beach, CA (US);  
**Casper Wypych**, Tarzana, CA (US);  
**Soroush Pourreza**, Los Angeles, CA (US)

(73) Assignee: **HOBIZBO INC.**, Long Beach, CA (US)

(\*\*) Term: **15 Years**

(21) Appl. No.: **29/718,234**

(22) Filed: **Dec. 22, 2019**

(51) **LOC (13) Cl.** ..... **20-03**

(52) **U.S. Cl.**

USPC ..... **D20/38**

(58) **Field of Classification Search**

USPC ..... D10/109.1, 109.2, 113.4; D11/181, 182, D11/183; D14/125, 126, 127, 128, 129; D18/26; D20/10, 12, 16, 17, 18, 19, 21, D20/31, 29, 30, 38, 39, 40, 41, 42, 43, D20/44, 99; D25/138, 139, 140, 141, D25/143, 149, 150, 151, 163  
CPC ..... G09F 1/00; G09F 1/08; G09F 5/00; G09F 5/02; G09F 7/00; G09F 19/00; G09F 23/00; G09F 27/00; G09F 21/00; G09F 21/06; G09F 21/08; Y10S 362/812; A47F 3/00; A47F 8/00; A47F 11/00

See application file for complete search history.

(56) **References Cited**

**U.S. PATENT DOCUMENTS**

271,603 A \* 2/1883 Converse ..... A63H 3/52  
446/476  
720,651 A \* 2/1903 Aarseth ..... A47G 29/12095  
232/33

D49,510 S \* 8/1916 Fuller ..... D20/42  
D75,739 S \* 7/1928 Little ..... D20/38  
D116,682 S \* 9/1939 Joyce ..... D20/19  
D185,891 S \* 8/1959 Gephardt ..... D20/38  
3,485,346 A \* 12/1969 Ballard ..... E04B 1/3442  
206/321  
D225,288 S \* 11/1972 Dowsett ..... D20/38  
3,736,708 A \* 6/1973 Chapman ..... E04B 1/3442  
52/92.2  
D261,281 S \* 10/1981 McDonald ..... D20/38  
D278,355 S \* 4/1985 Williams ..... D20/38  
D283,714 S \* 5/1986 Petroulias ..... D19/75  
D286,794 S \* 11/1986 Bayless ..... D20/41  
D289,184 S \* 4/1987 Rutter ..... D20/17  
D290,974 S \* 7/1987 Butcher ..... D20/38  
D315,045 S \* 2/1991 Vanaman ..... D99/30

(Continued)

*Primary Examiner* — Mary Ann Calabrese

*Assistant Examiner* — Catherine Ho

(74) *Attorney, Agent, or Firm* — Robert Crownover

(57) **CLAIM**


The ornamental design for a sign, as shown and described.

**DESCRIPTION**

FIG. 1 is a front perspective view of the first embodiment of a sign, showing our new design;  
FIG. 2 is a right side view thereof;  
FIG. 3 is a front side view thereof;  
FIG. 4 is a top side view thereof;  
FIG. 5 is a bottom side view thereof;  
FIG. 6 is a front right perspective view of the second embodiment of a sign;  
FIG. 7 is a right side view thereof;  
FIG. 8 is a front side view thereof;  
FIG. 9 is a top side view thereof; and,  
FIG. 10 is a bottom side view thereof.

The broken lines shown throughout the drawings represent unclaimed subject matter and form no part of the claimed design.

**1 Claim, 10 Drawing Sheets**



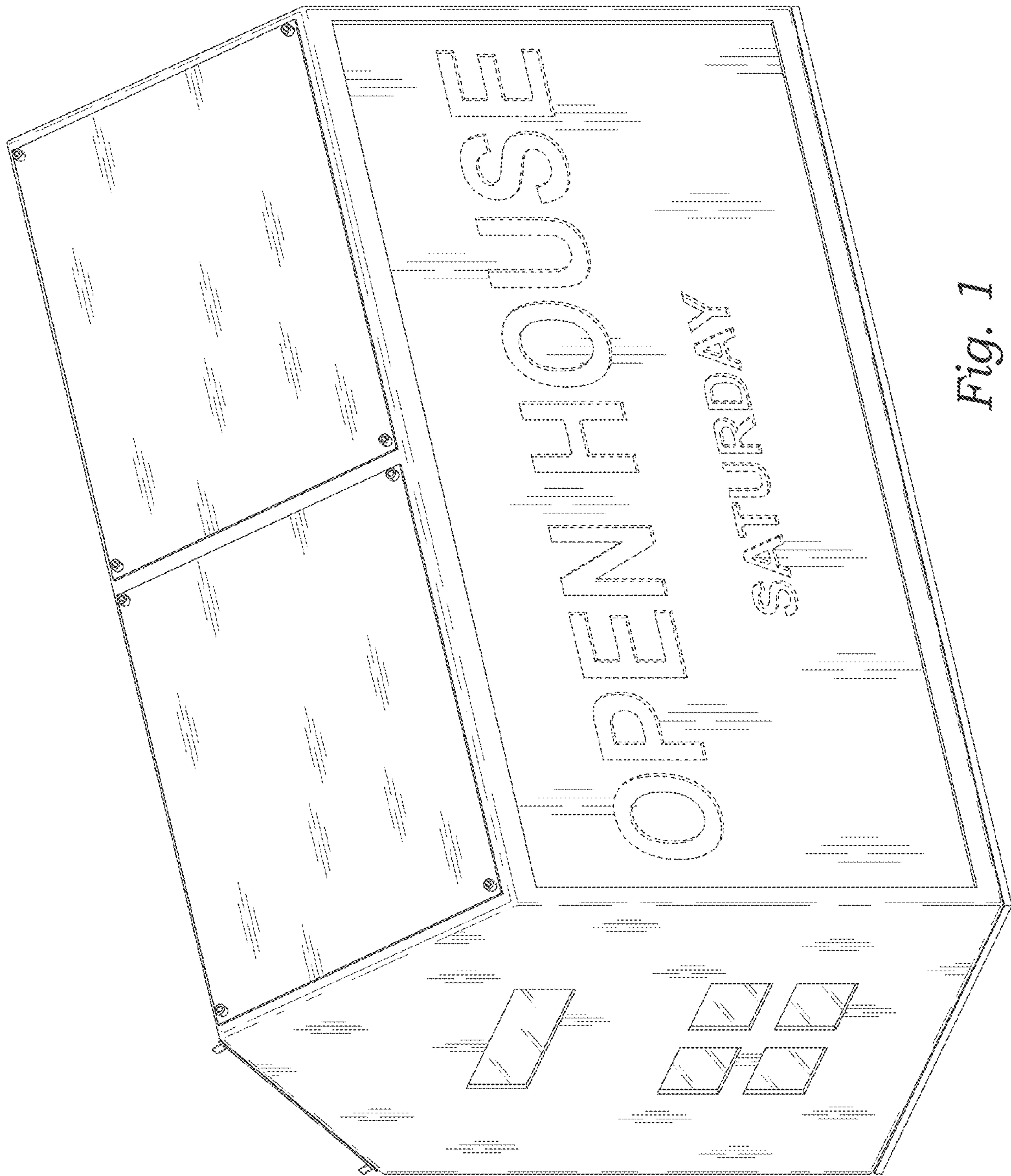
(56)

**References Cited**

U.S. PATENT DOCUMENTS

D329,467 S *	9/1992	Petersen .....	D20/41
D329,468 S *	9/1992	Hatt .....	D20/42
D361,684 S *	8/1995	Russell .....	D20/10
D443,306 S *	6/2001	Brent, III .....	D20/6
D472,583 S *	4/2003	Martin .....	D20/38
D520,564 S *	5/2006	Hsieh .....	D19/75
D562,908 S *	2/2008	Schettino .....	D20/39

\* cited by examiner



*Fig. 1*




Fig. 2



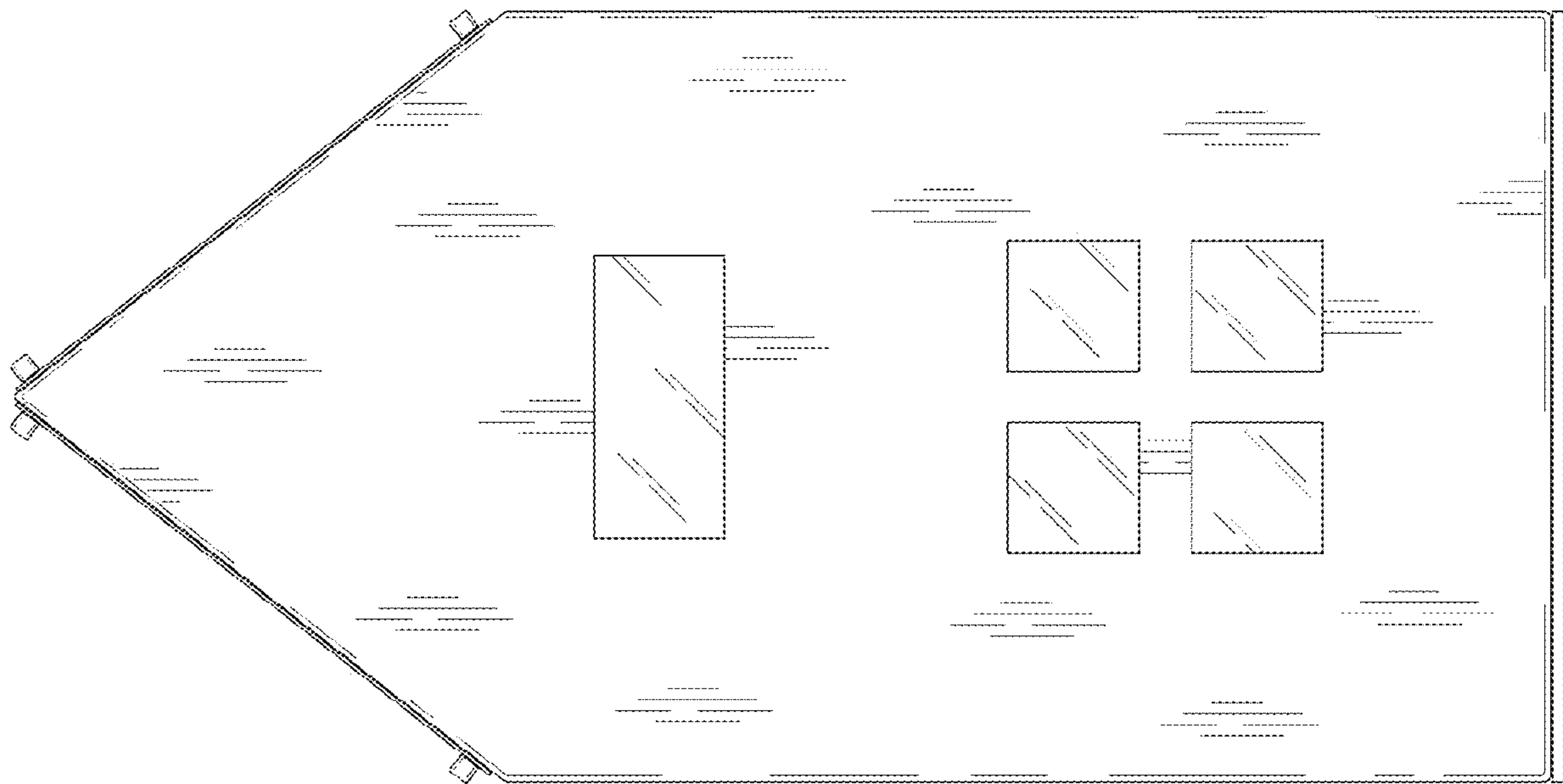


Fig. 3

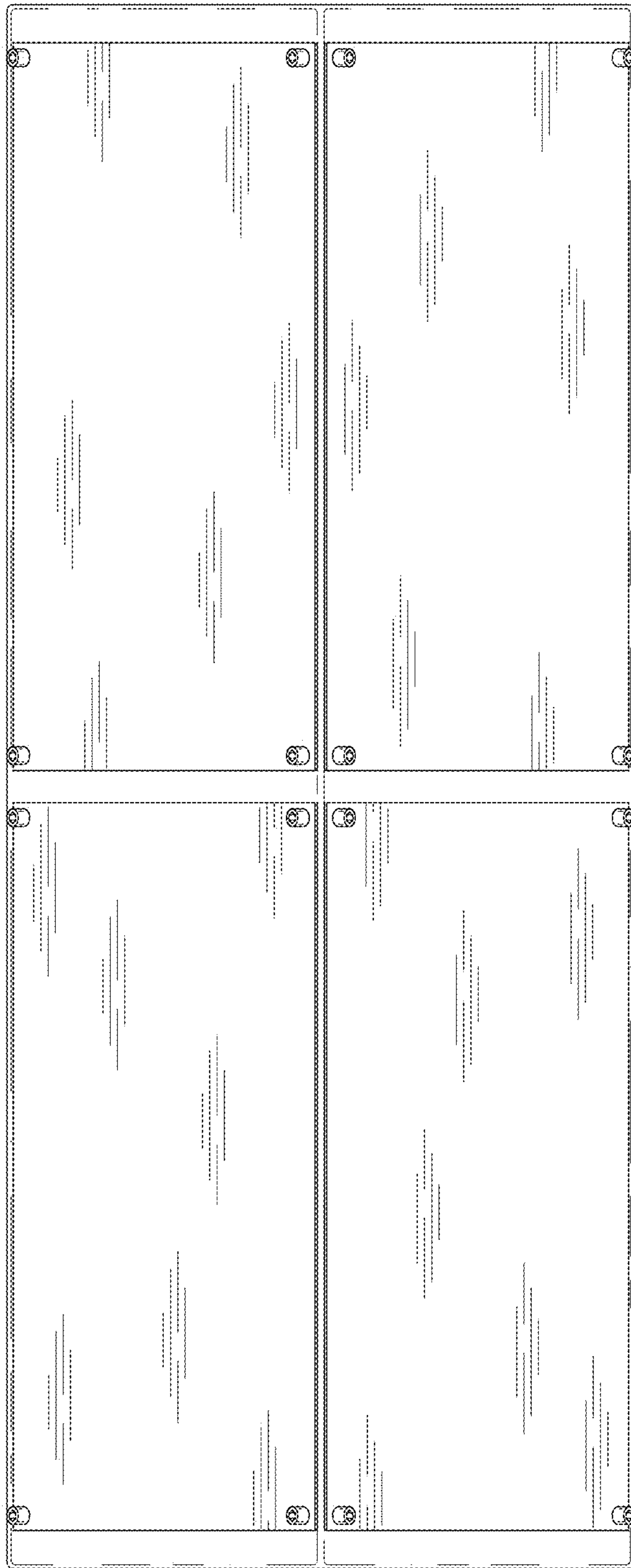


Fig. 4

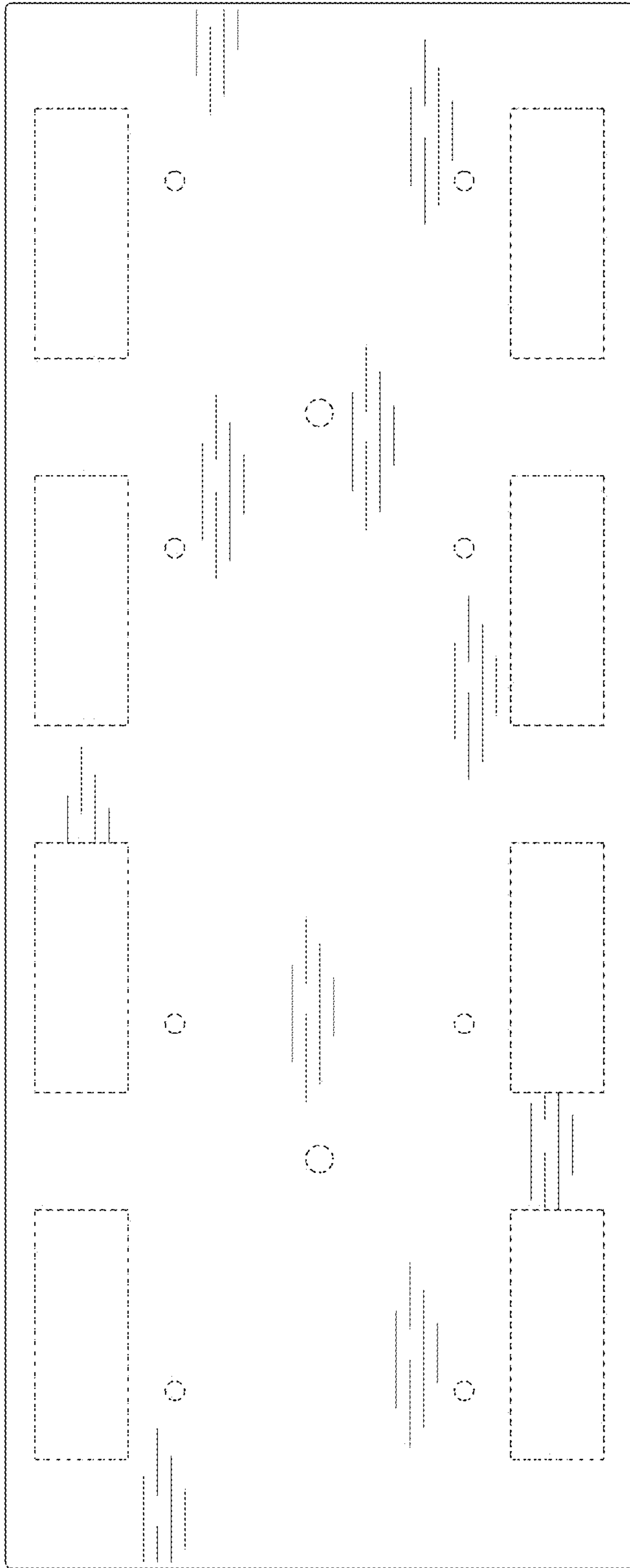



Fig. 5



*Fig. 6*






Fig. 7

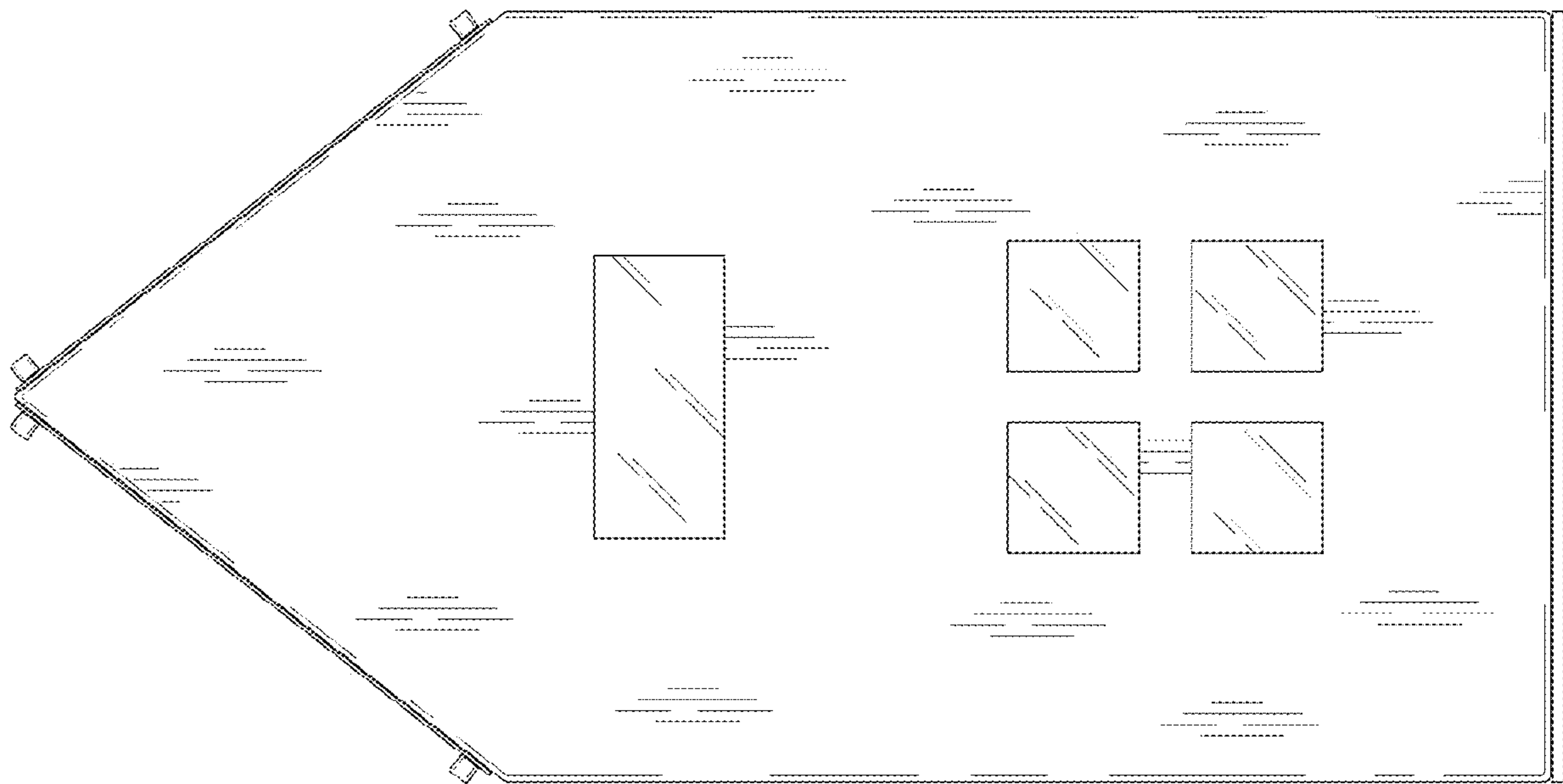



Fig. 8



*Fig. 9*

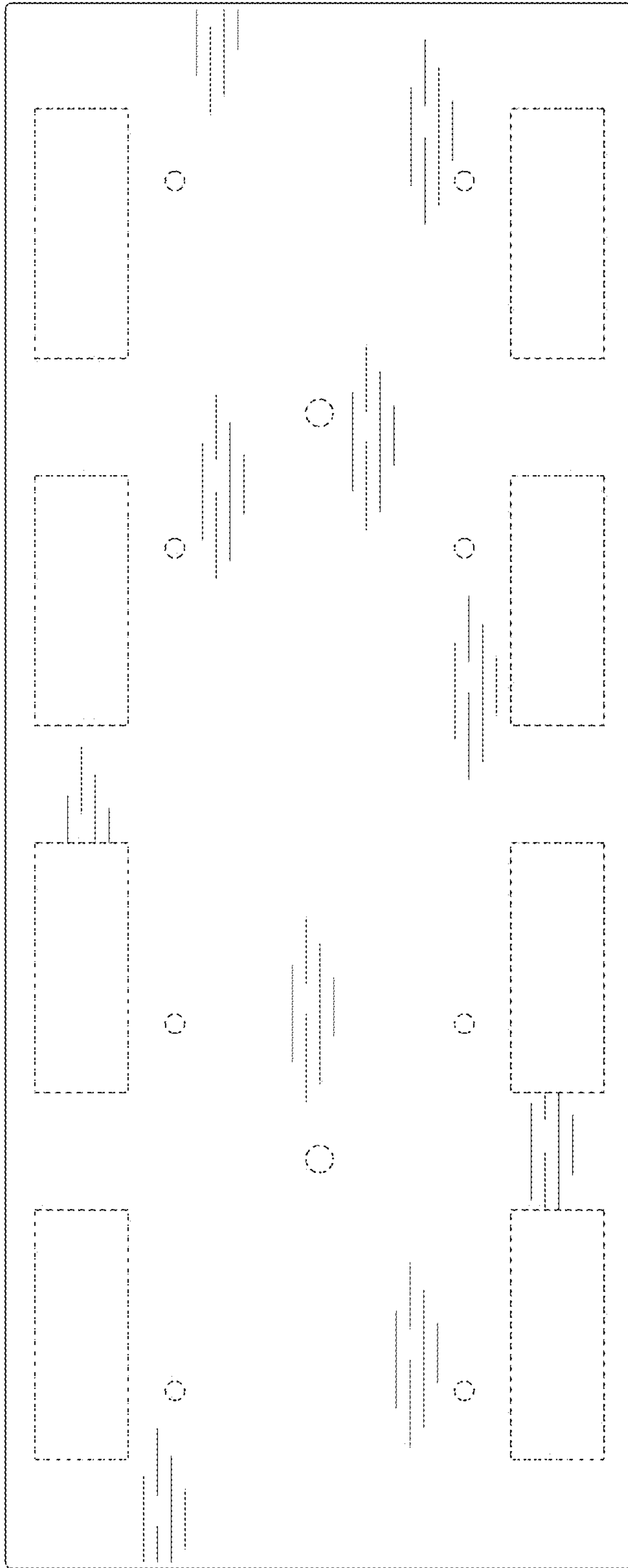


Fig. 10