



US00D926253S

(12) **United States Design Patent** (10) **Patent No.:** **US D926,253 S**
Wheaton et al. (45) **Date of Patent:** **** Jul. 27, 2021**

(54) **DESK ORGANIZER**

(71) Applicants: **Brian K. Wheaton**, Millville, NJ (US);
Christopher J. Yarger, Prattsville, NY
(US); **Adam Cross**, Prattsville, NY
(US)

(72) Inventors: **Brian K. Wheaton**, Millville, NJ (US);
Christopher J. Yarger, Prattsville, NY
(US); **Adam Cross**, Prattsville, NY
(US)

(**) Term: **15 Years**

(21) Appl. No.: **29/783,064**

(22) Filed: **May 11, 2021**

(51) **LOC (13) Cl.** **19-02**

(52) **U.S. Cl.**
USPC **D19/78**

(58) **Field of Classification Search**
USPC D19/75, 77-87, 90-92; D3/313;
D6/683.1; D28/73
CPC .. B43M 99/00; B43M 99/001; B43M 99/008;
B43M 99/009; A45C 11/34; A45C 11/36
See application file for complete search history.

(56) **References Cited**

U.S. PATENT DOCUMENTS

D51,640 S *	1/1918	Frawley	D19/75
1,990,398 A *	2/1935	Beddingfield	A47F 3/06
				312/118
D234,727 S *	4/1975	Mark	D3/273
D241,683 S *	9/1976	Mark	D28/76
D261,583 S *	11/1981	Labasan	D19/75
D295,540 S *	5/1988	Rabig	D19/90
D301,590 S *	6/1989	Foran	D19/77
D305,246 S *	12/1989	Kirchhoff	D19/75
D313,517 S *	1/1991	Ugalde	D6/655.1
D317,178 S *	5/1991	Kheng	D19/75
D332,630 S *	1/1993	Brussing	D19/75
D354,310 S *	1/1995	Crist	D19/75
D354,516 S *	1/1995	Crist	D19/75

D358,049 S *	5/1995	Wilson	D19/78
D367,948 S *	3/1996	Hsu	D19/77
D387,498 S *	12/1997	Sussman	D19/77
D390,266 S *	2/1998	Cheris	D19/77
D398,078 S *	9/1998	Hsu	D19/75

(Continued)

OTHER PUBLICATIONS

Bamboo Wood Desk Organizer, by MissionMax, Manufacturer: Mission Goods, Pattern: Bamboo Landscape, ASIN: B088ZHC5NZ, online on Amazon.com, Date First Available: May 21, 2020.*

Primary Examiner — Elizabeth A. Albert

(74) *Attorney, Agent, or Firm* — Stuart M. Goldstein

(57) **CLAIM**

The ornamental design for the desk organizer, as shown and described.

DESCRIPTION

FIG. 1 is a perspective front view of the desk organizer of the present invention.

FIG. 2 is a top view of the desk organizer of the present invention.

FIG. 3 is a bottom view of the desk organizer of the present invention.

FIG. 4 is a front view of the desk organizer of the present invention.

FIG. 5 is a rear view of the desk organizer of the present invention.

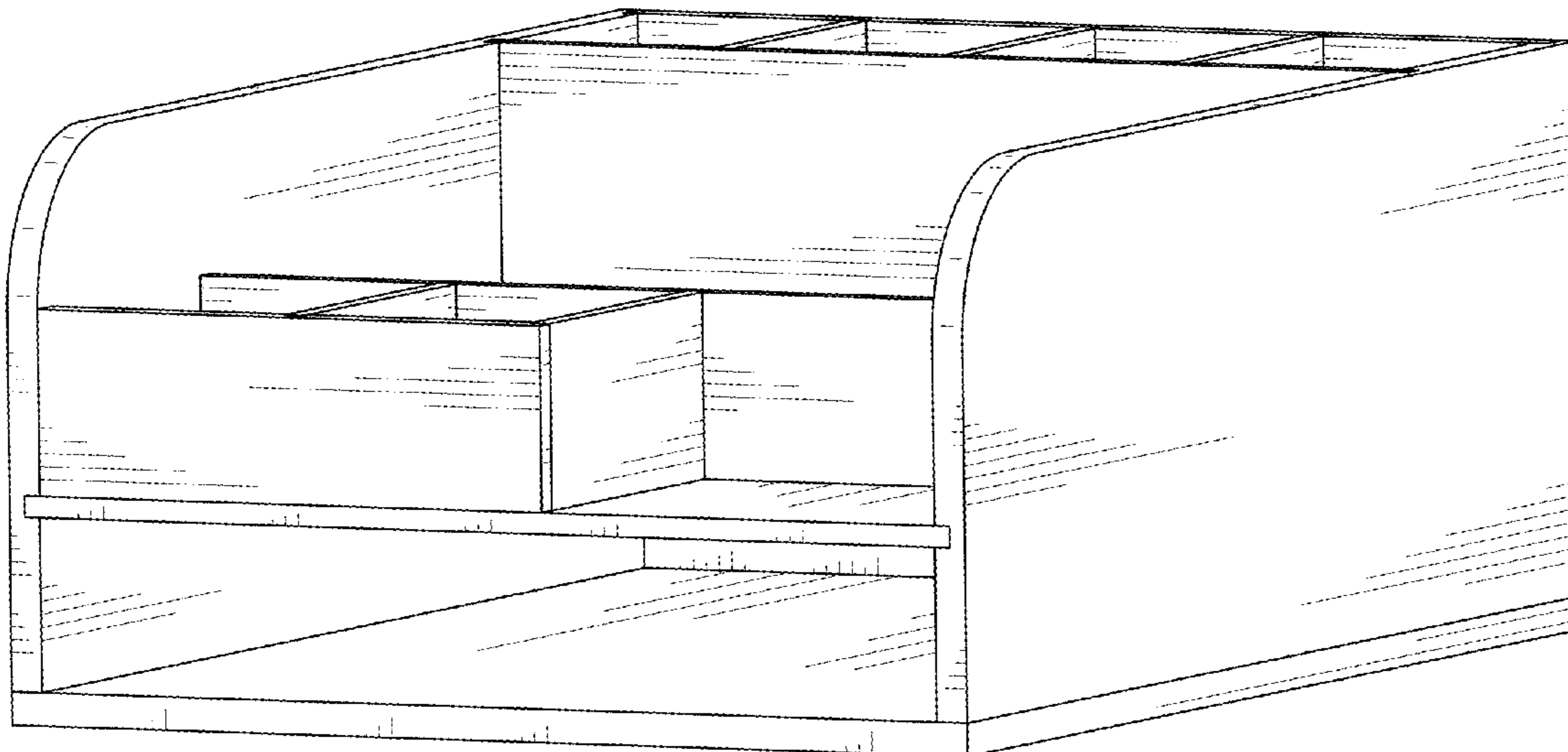
FIG. 6 is an end view of the desk organizer of the present invention.

FIG. 7 is the opposite end view of the desk organizer of the present invention; and,

FIG. 8 is the perspective front view of the desk organizer of the present invention in its use condition.

The broken lines are included for the purpose of showing articles in the environment that form no part of the claimed design.

1 Claim, 7 Drawing Sheets



(56)

References Cited

U.S. PATENT DOCUMENTS

5,803,275 A * 9/1998 Schweitzer B43M 99/008
211/10
D401,015 S * 11/1998 Sussman D28/61
D412,057 S * 7/1999 Brown D3/206
D462,874 S * 9/2002 Simcox D3/313
D585,494 S * 1/2009 Yoshikawa D19/78
D585,495 S * 1/2009 Yoshikawa D19/78
D613,875 S * 4/2010 Mcdevitt D24/227
D713,455 S * 9/2014 Chuang D19/78
D713,456 S * 9/2014 Chuang D19/78
D825,922 S * 8/2018 He D3/304
D851,402 S * 6/2019 Best D3/304
D887,712 S * 6/2020 Stevens D3/313
D914,802 S * 3/2021 Wheaton D19/78
2006/0196837 A1 * 9/2006 Dao A47G 23/0216
211/11

* cited by examiner




FIG. 1




FIG. 2




FIG. 3

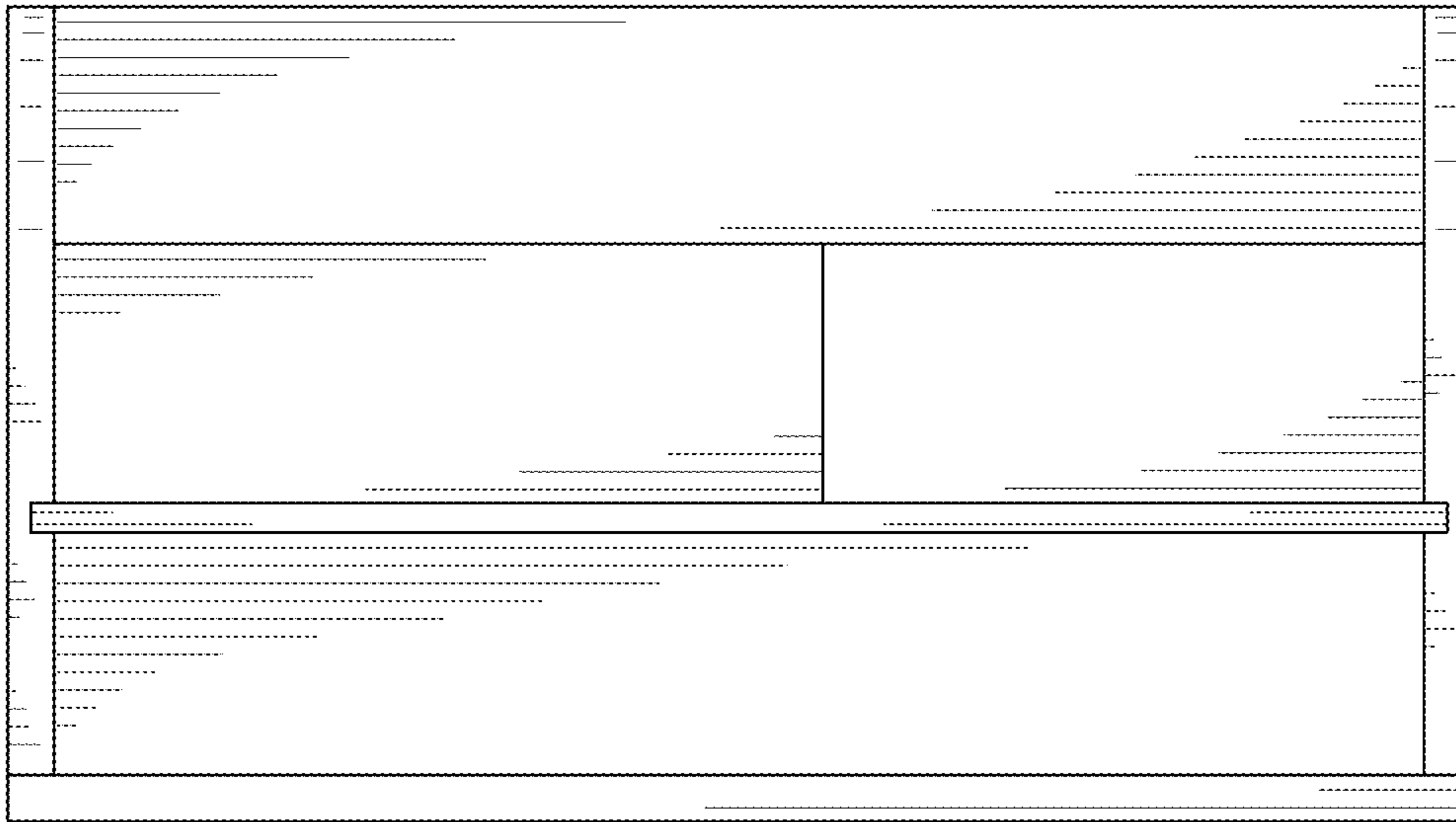


FIG. 4




FIG. 5




FIG. 6




FIG. 7

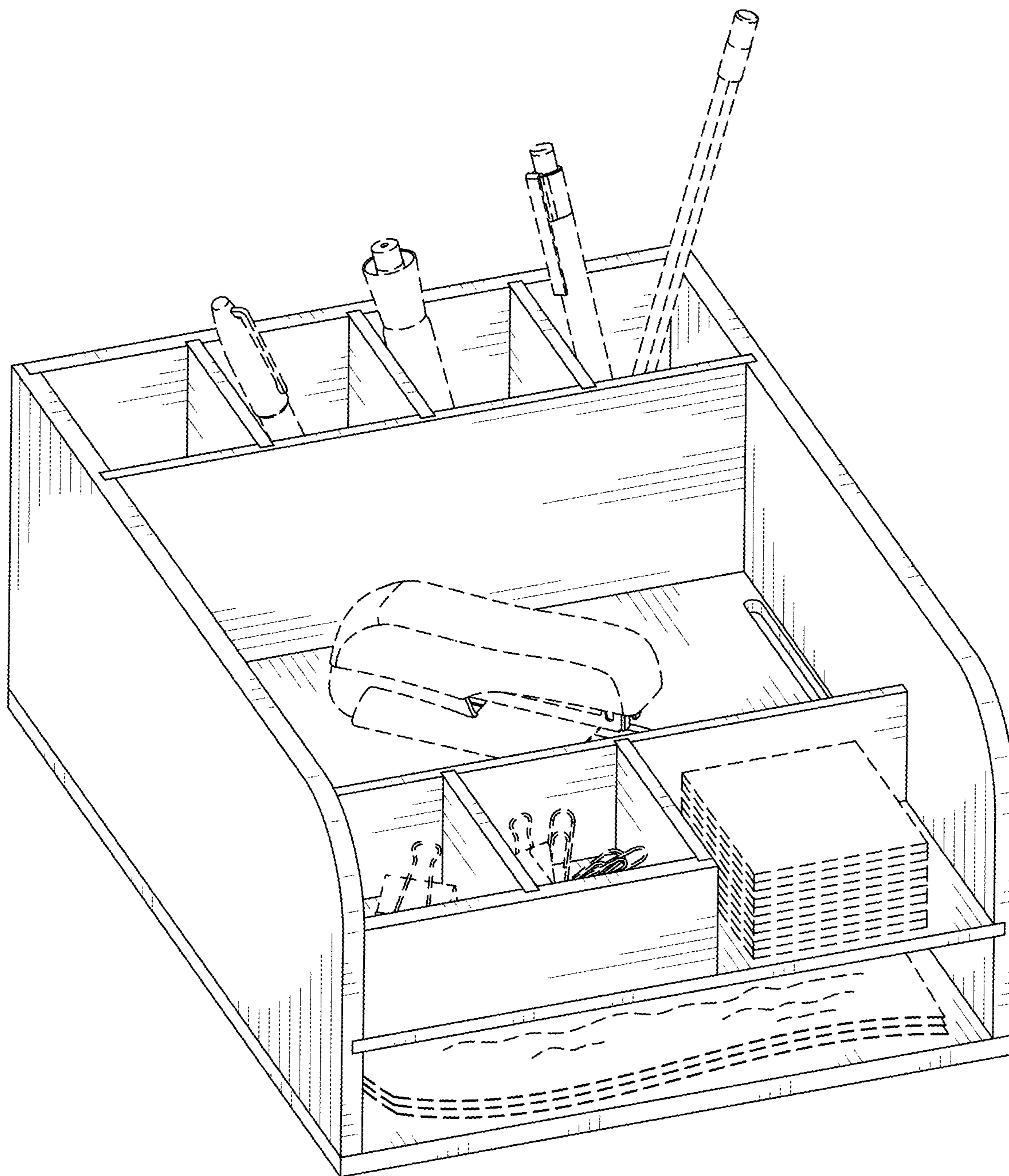


FIG. 8