



US00D926234S

(12) **United States Design Patent** (10) **Patent No.:** **US D926,234 S**
Case et al. (45) **Date of Patent:** **** Jul. 27, 2021**

(54) **KITCHEN APPLIANCE WITH TWO-DIMENSIONAL APPLIED SURFACE GRAPHIC**

(71) Applicant: **WHIRLPOOL CORPORATION**, Benton Harbor, MI (US)
(72) Inventors: **Kevin D. Case**, South Bend, IN (US); **Patrick John McCann**, St. Joseph, MI (US); **Jessica R. McConnell**, St. Joseph, MI (US); **Tracy L. Rock**, Benton Harbor, MI (US); **Jeffrey M. Parmerlee**, St. Joseph, MI (US)

(73) Assignee: **Whirlpool Corporation**, Benton Harbor, MI (US)

(**) Term: **15 Years**

(21) Appl. No.: **29/648,844**

(22) Filed: **May 24, 2018**

(51) **LOC (13) Cl.** **15-07**

(52) **U.S. Cl.**
USPC **D15/89**

(58) **Field of Classification Search**
USPC D15/79-91
CPC F25D 17/065; F25D 23/04; F25D 23/02; F25D 23/126; F25D 2400/06; F25D 2317/061; F25D 23/028; F25D 25/025; F25D 2317/0666; F25D 29/00; F25D 11/02; F25D 11/022; F25D 2317/062; F25D 2317/067; F25D 2323/021; F25D 2400/40; F25D 2317/04131; F25D 2317/043; F25D 2317/0651; F25D 2317/0664; F25D 2317/0681; F25D 2317/0683; F25D 2323/00264; F25D 2323/121; F25D 2323/122; F25D 2325/022; F25D 23/021; F25D 23/064; F25D 23/067; F25D 2323/024; F25D 23/00; F25D 23/065; F25D 11/00; F25D 2201/14; F25D 23/025; F25D 27/00; F25D 23/062; F25D 2400/18

See application file for complete search history.

(56) **References Cited**

U.S. PATENT DOCUMENTS

2,121,680 A 6/1938 Arvin
5,387,473 A 2/1995 Yoshimi et al.
5,620,801 A 4/1997 Binns et al.
D509,836 S 9/2005 Choi et al.
7,279,218 B2 10/2007 Watase et al.
D666,635 S 9/2012 Jidam et al.

(Continued)

FOREIGN PATENT DOCUMENTS

GB 999061 A 7/1965
GB 1016077 A 1/1966
GB 1105140 A 3/1968

Primary Examiner — Khawaja Anwar

(74) *Attorney, Agent, or Firm* — Price Heneveld LLP

(57) **CLAIM**

The ornamental design for a kitchen appliance with two-dimensional applied surface graphic, as shown and described.

DESCRIPTION

The file of this patent contains at least one drawing executed in color. Copies of this patent with color drawings will be provided by the Office upon request and payment of the necessary fee.

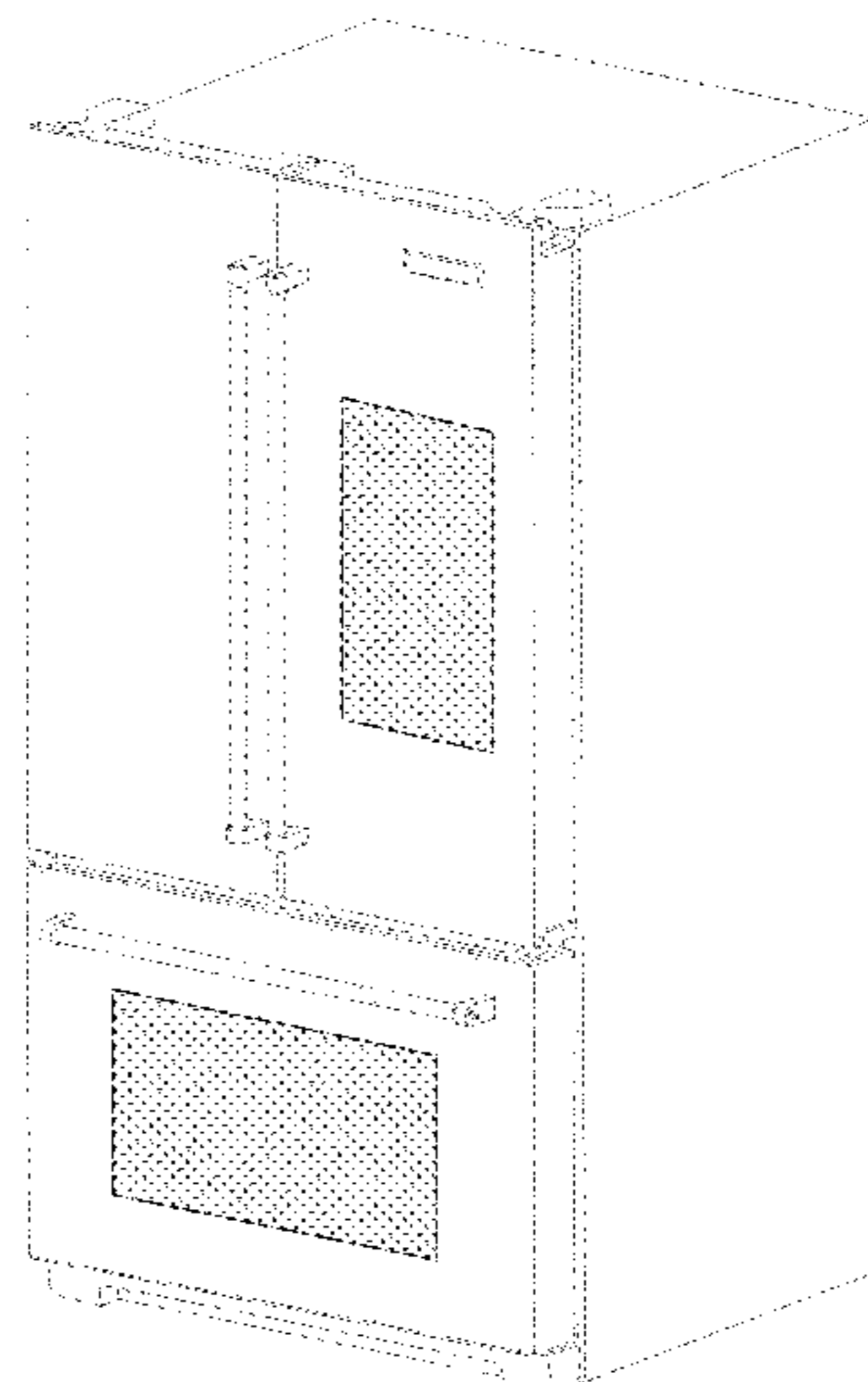
FIG. 1 is a front perspective view of a kitchen appliance with two-dimensional applied surface graphic according to our design; and,

FIG. 2 is a front elevation view thereof.

The portions of the article shown in broken line form no part of the claimed design.

Dash-dot lines adjacent un-shaded areas represent bounds of the claimed design and form no part of the claimed design themselves.

1 Claim, 2 Drawing Sheets
(2 of 2 Drawing Sheet(s) Filed in Color)



(56)

References Cited

U.S. PATENT DOCUMENTS

D666,636	S	9/2012	Jidam et al.	
D674,413	S	1/2013	Euna et al.	
D674,823	S	1/2013	Jidam et al.	
D681,075	S	4/2013	Yi et al.	
8,436,461	B2	5/2013	Ohno	
8,439,461	B2	5/2013	Kim	
8,544,972	B2	10/2013	Pae	
D701,540	S	3/2014	Dickman et al.	
D701,541	S	3/2014	Dickman et al.	
8,663,793	B2	3/2014	Jo et al.	
8,668,292	B2	3/2014	Pae	
8,715,837	B2	5/2014	Tada et al.	
D710,117	S	8/2014	Euna et al.	
8,851,584	B2	10/2014	Seo et al.	
D725,159	S	3/2015	Lee et al.	
D725,160	S	3/2015	Lee et al.	
D726,787	S	4/2015	Lee et al.	
D727,376	S	4/2015	Lee et al.	
D727,983	S	4/2015	Lee et al.	
D730,063	S	5/2015	Korkala et al.	
D731,798	S	6/2015	Korkala et al.	
D739,882	S	9/2015	Schaefer	
D739,883	S	9/2015	Haygeman et al.	
D741,383	S	10/2015	Choi et al.	
D749,652	S *	2/2016	McConnell	D15/89
D761,885	S *	7/2016	McConnell	D15/89
D818,505	S *	5/2018	Ammerman	D15/89
D819,092	S *	5/2018	Ammerman	D15/89
D829,246	S *	9/2018	Ammerman	D15/89
D862,530	S *	10/2019	Seo	D15/89
D894,244	S *	8/2020	Ammerman	D15/89
2005/0154118	A1	7/2005	Hayes et al.	
2010/0021726	A1	1/2010	Jo et al.	
2012/0070651	A1	3/2012	Morishita et al.	

* cited by examiner

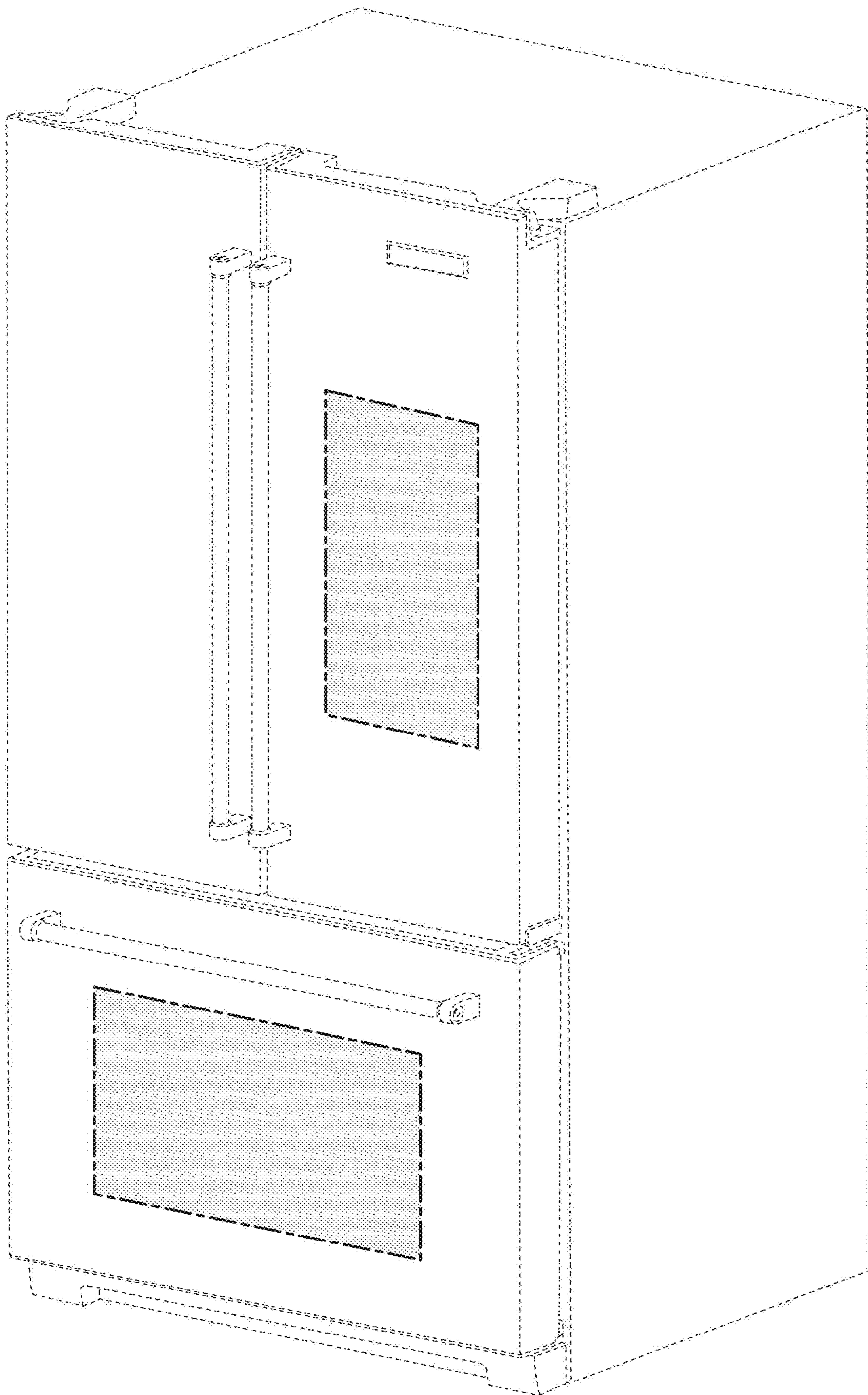


FIG. 1

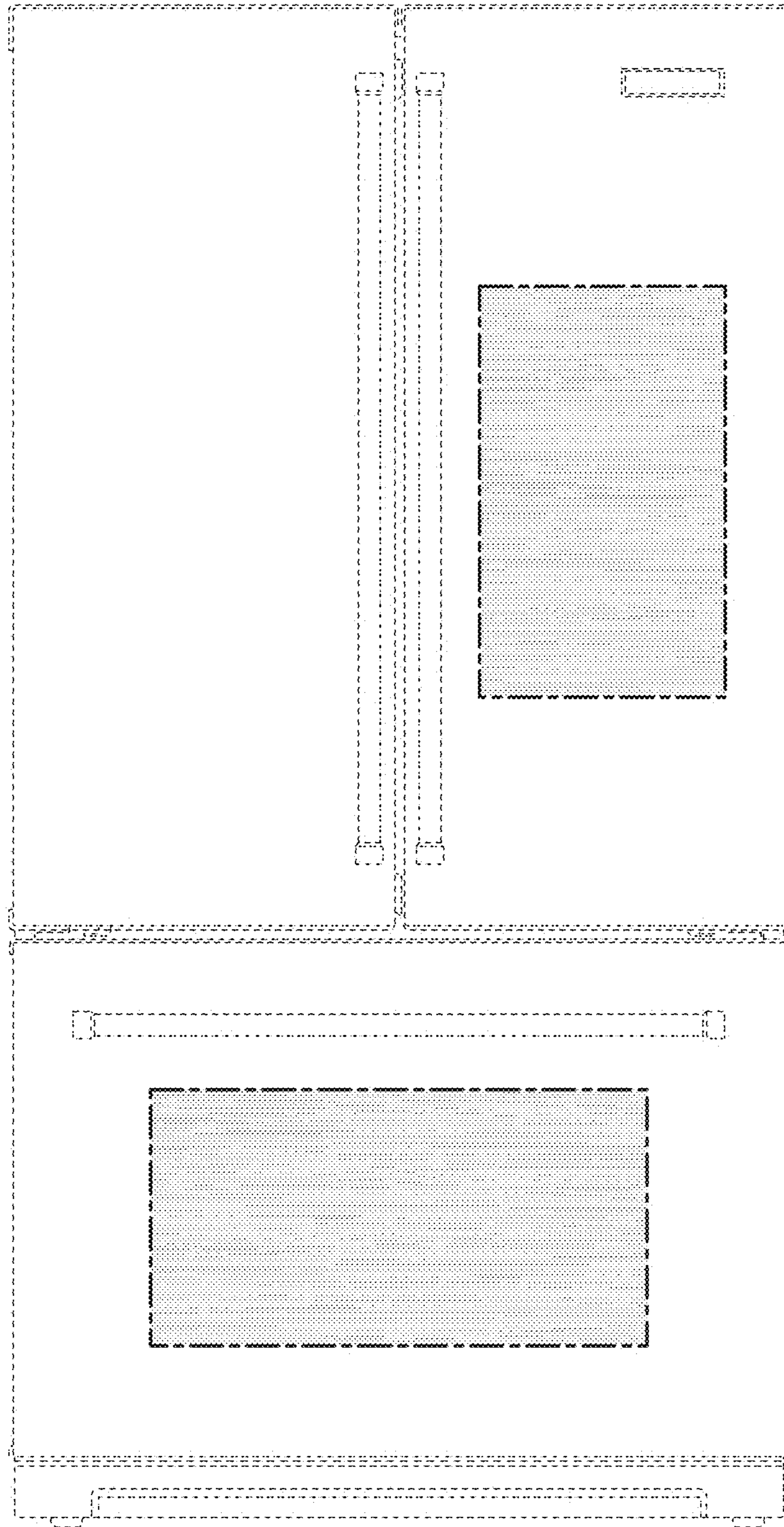


FIG. 2