



US00D926159S

(12) **United States Design Patent**
Miyata

(10) **Patent No.:** **US D926,159 S**

(45) **Date of Patent:** **** Jul. 27, 2021**

(54) **EARPHONE**

(71) Applicant: **Panasonic Intellectual Property Management Co., Ltd., Osaka (JP)**

(72) Inventor: **Kenji Miyata, Kyoto (JP)**

(73) Assignee: **Panasonic Intellectual Property Management Co., Ltd., Osaka (JP)**

(**) Term: **15 Years**

(21) Appl. No.: **29/725,160**

(22) Filed: **Feb. 21, 2020**

(30) **Foreign Application Priority Data**

Nov. 25, 2019 (EM) 007290614-0006

(51) **LOC (13) Cl.** **14-01**

(52) **U.S. Cl.**
USPC **D14/223**

(58) **Field of Classification Search**
USPC ... D14/205, 207, 217, 221, 223, 224, 224.1,
D14/225, 216; D24/173, 174
CPC H04R 1/10; H04R 1/1016; H04R 1/1066;
H04R 1/1033; H04R 1/08; H04R 5/033;
H04R 5/0335; H04R 25/00
See application file for complete search history.

(56) **References Cited**

U.S. PATENT DOCUMENTS

D733,103 S * 6/2015 Jeong D14/224
9,148,714 B2 * 9/2015 Zhao H04R 1/021
D777,710 S * 1/2017 Palmborg D14/223
D813,205 S * 3/2018 Palmborg D14/223
D813,848 S * 3/2018 Palmborg D14/223
D826,211 S * 8/2018 Kim D14/206
D841,627 S * 2/2019 Wen D14/223
D843,353 S * 3/2019 Zhang D14/223
D845,932 S * 4/2019 Lu D14/223
D868,752 S * 12/2019 Zhu D14/223
D872,064 S * 1/2020 Cai D14/223

D887,395 S * 6/2020 Wang D14/223
D897,322 S * 9/2020 Wei D14/223
D902,185 S * 11/2020 Xian D14/223
10,827,249 B1 * 11/2020 Pine H04R 1/1016

(Continued)

FOREIGN PATENT DOCUMENTS

CN 304095469 4/2017
CN 304353883 11/2017

(Continued)

OTHER PUBLICATIONS

The 15 Best Wireless Earbuds for Runners, announced Apr. 15, 2021 [online], retrieved May 19, 2021, retrieved from internet, <https://www.runnersworld.com/gear/a20852590/the-best-wireless-headphones-for-running/>.*

(Continued)

Primary Examiner — Dana K Weiland
Assistant Examiner — Messina L Smith
(74) *Attorney, Agent, or Firm* — Panasonic IP Management; Kerry S. Culpepper

(57) **CLAIM**

The ornamental design for an earphone, as shown and described.

DESCRIPTION

FIG. 1 is a front perspective view of an earphone of the present invention;
FIG. 2 is a bottom perspective view thereof;
FIG. 3 is a front view thereof;
FIG. 4 is a rear view thereof;
FIG. 5 is a top view thereof;
FIG. 6 is a bottom view thereof; and,
FIG. 7 is a side view thereof.
The broken lines in the drawings represent portions of the earphone that form no part of the claimed design.

1 Claim, 7 Drawing Sheets

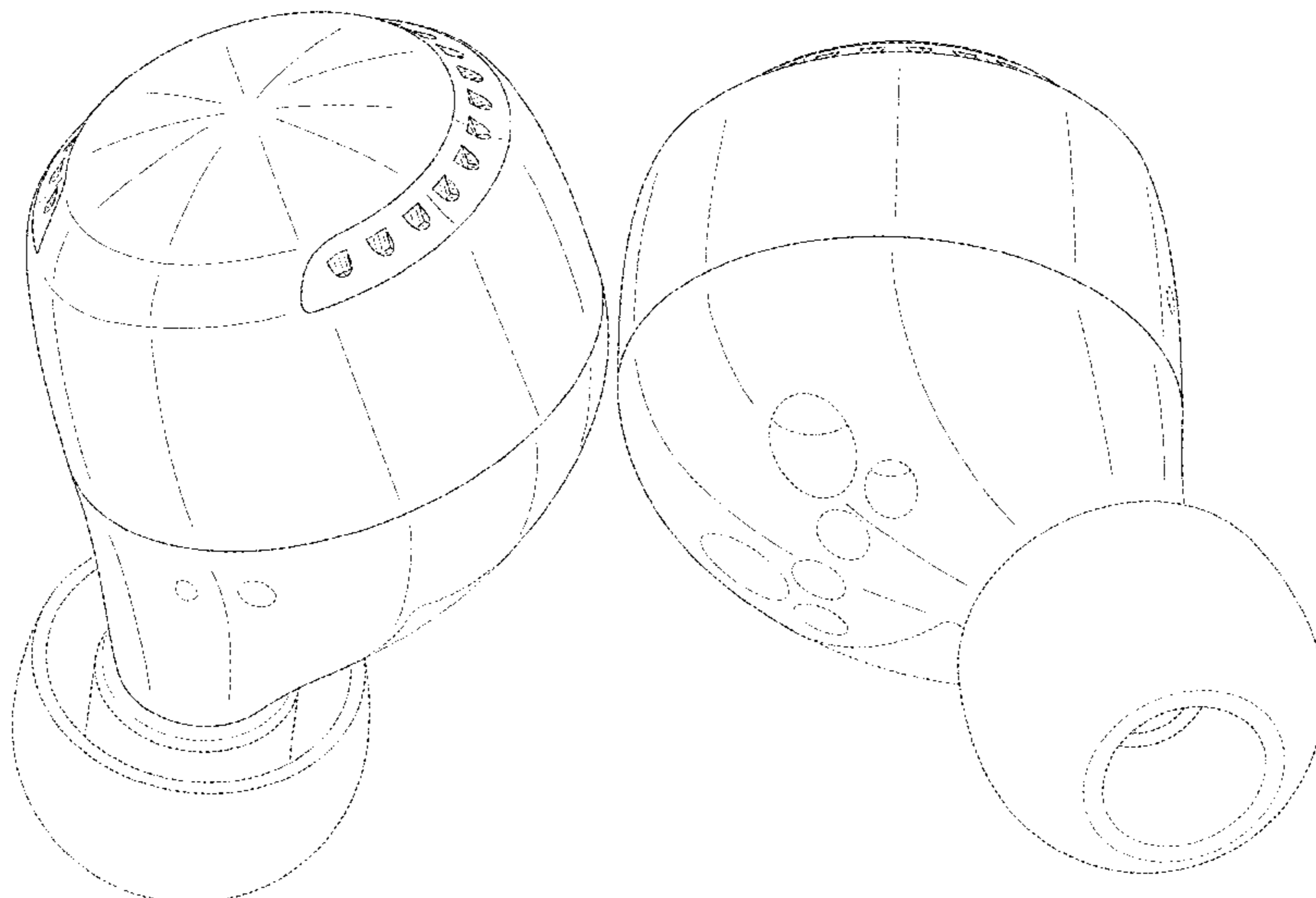


FIG. 1

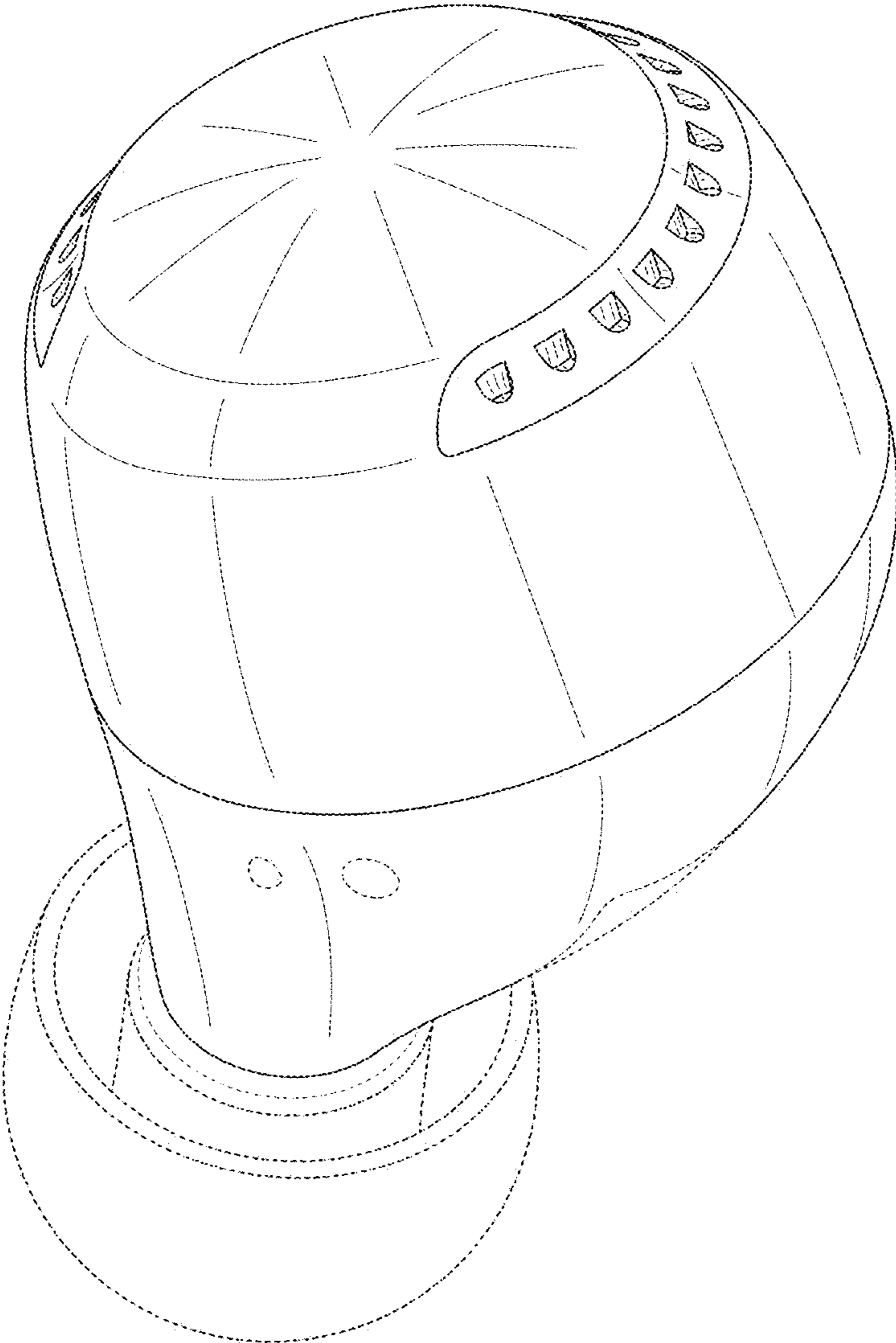


FIG. 2

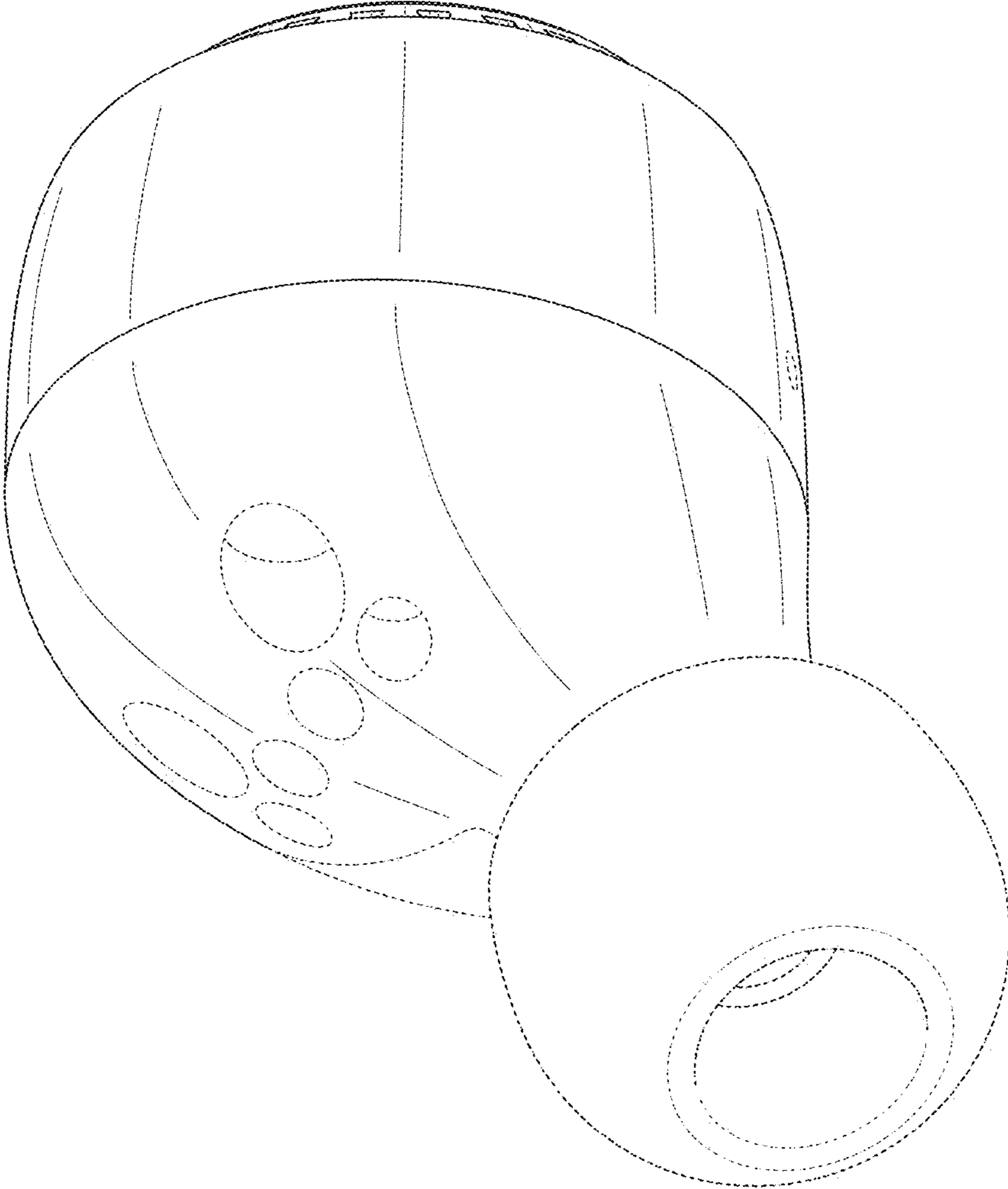


FIG. 3

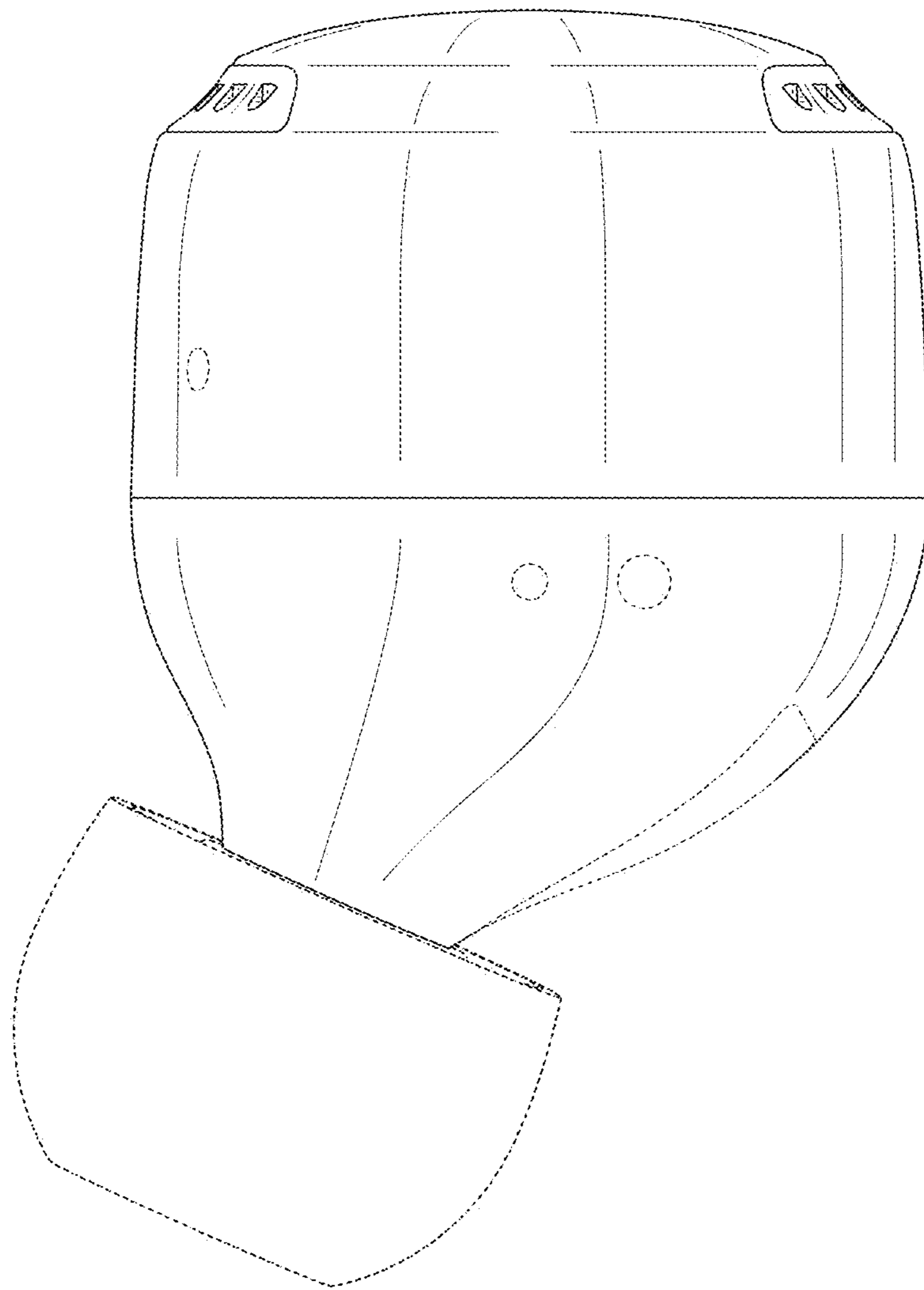


FIG. 4




FIG. 5




FIG. 6

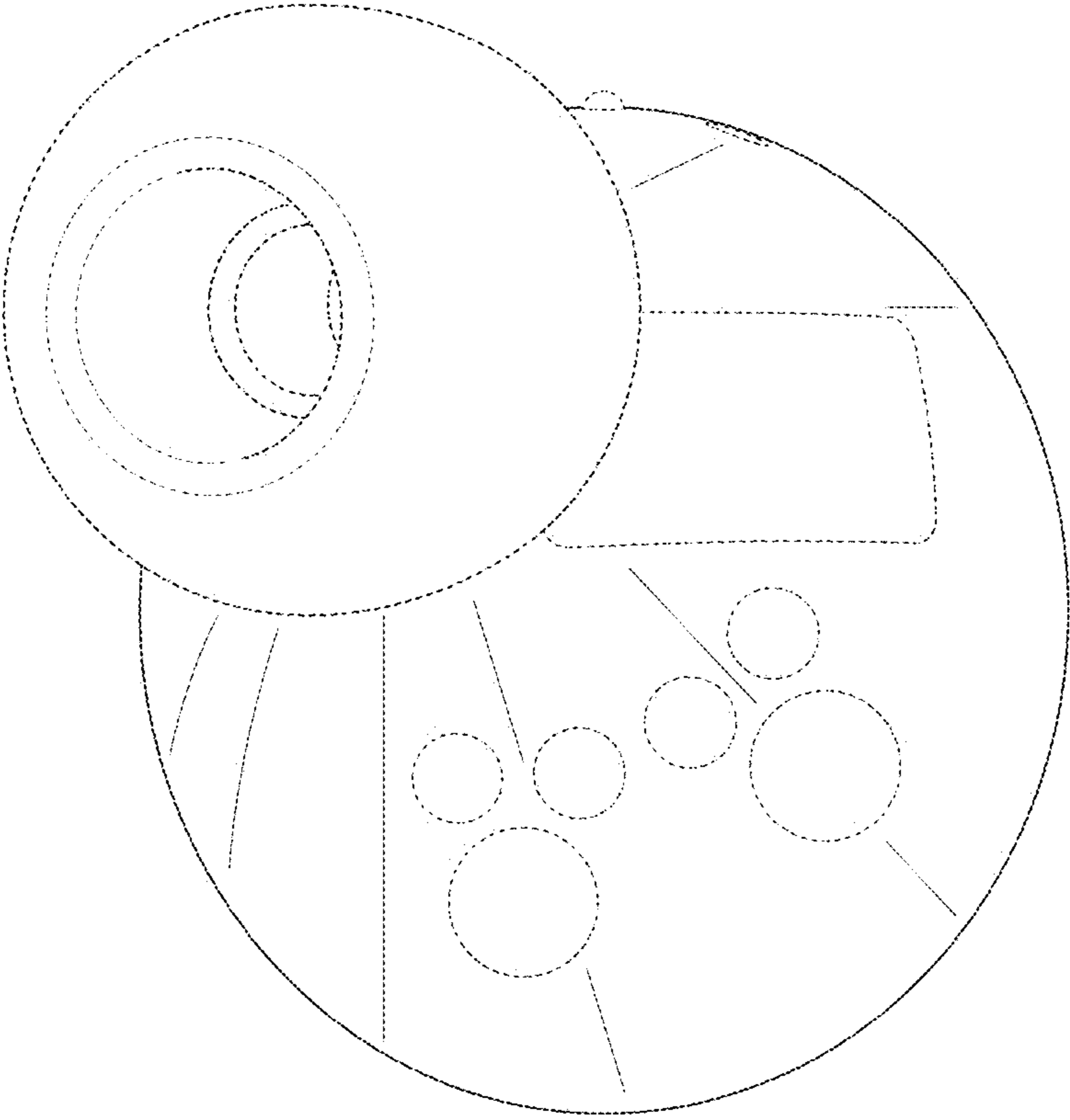


FIG. 7

