



US00D926135S

(12) **United States Design Patent** (10) **Patent No.:** **US D926,135 S**
Evulet (45) **Date of Patent:** **** Jul. 27, 2021**

(54) **NOZZLE** 7,216,476 B2 * 5/2007 Fink F02K 1/002
239/265.35
(71) Applicant: **Jetoptera, Inc.**, Seattle, WA (US) D659,103 S * 5/2012 Natoli D13/156
D678,923 S * 3/2013 Stolz D15/138
(72) Inventor: **Andrei Evulet**, Edmonds, WA (US) 9,758,254 B2 * 9/2017 Moore B64D 33/06
D801,286 S * 10/2017 Karlsson D13/156
(73) Assignee: **Jetoptera, Inc.**, Edmonds, WA (US) 2014/0260283 A1 * 9/2014 Bouchard F02K 1/46
60/770
(**) Term: **15 Years** 2016/0010489 A1 * 1/2016 Ooba F01D 17/16
239/265.39
(21) Appl. No.: **29/676,779** 2018/0135556 A1 * 5/2018 Todorovic F01D 25/30
2018/0347550 A1 * 12/2018 LaMuth F03B 13/00
(22) Filed: **Jan. 14, 2019** * cited by examiner

Related U.S. Application Data

(63) Continuation of application No. 16/033,197, filed on Jul. 12, 2018.
(51) **LOC (13) Cl.** **13-01**
(52) **U.S. Cl.**
USPC **D13/122**
(58) **Field of Classification Search**
USPC D13/101, 122, 123, 133, 149, 151, 153,
D13/154, 155, 156, 184, 199; D12/319,
D12/345
CPC ... H01R 4/40; H01R 4/56; H01R 4/60; H01R
4/64; H01R 27/00; H01R 13/58; F01D
17/16; F01D 9/02; F01D 25/30; F01D
11/005; F02K 1/008; F02K 1/46; F02K
1/48; B64C 15/02; B64C 15/12
See application file for complete search history.

Primary Examiner — Derrick E Holland

(74) *Attorney, Agent, or Firm* — P G Scott Born; Foster Garvey PC

(57) **CLAIM**

The ornamental design for a nozzle, as shown and described.

DESCRIPTION

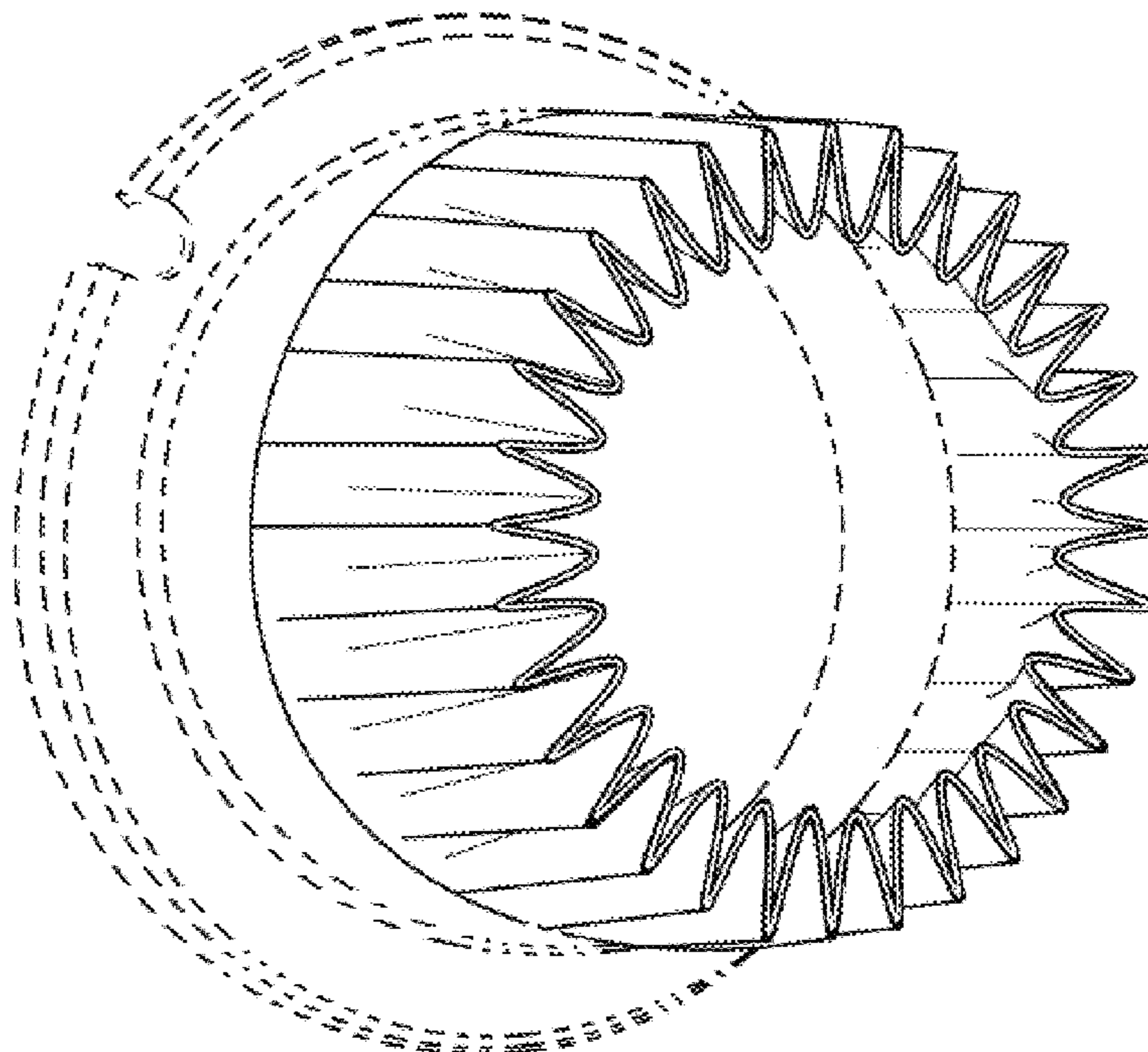
FIG. 1 is a front perspective view of a nozzle showing my new design;
FIG. 2 is a side view of the nozzle in FIG. 1; and,
FIG. 3 is a front view of the nozzle in FIG. 1.
The broken lines shown in the drawings are included for the purpose of illustrating environmental structure and form no part of the claimed design.

(56) **References Cited**

U.S. PATENT DOCUMENTS

7,037,026 B2 * 5/2006 Ostling F16C 35/073
403/371
D543,495 S * 5/2007 Williams D12/345

1 Claim, 3 Drawing Sheets



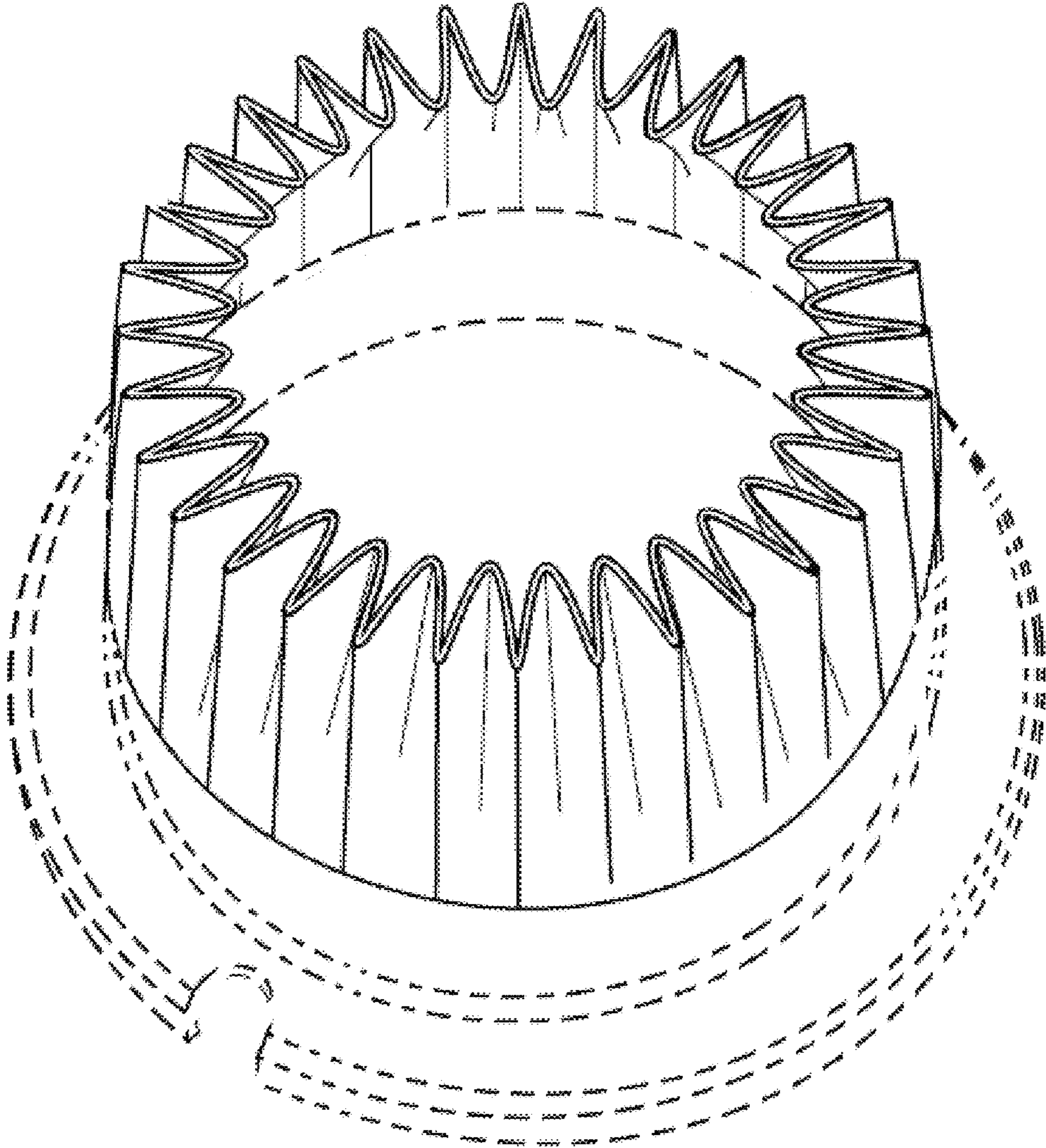


FIG. 1




FIG. 2




Fig. 3