



US00D926090S

(12) **United States Design Patent** (10) **Patent No.:** **US D926,090 S**
Bennett (45) **Date of Patent:** **** Jul. 27, 2021**

(54) **BUMPER**

(71) Applicant: **OMIX-ADA, INC.**, Ann Arbor, MI (US)

(72) Inventor: **Patrick W. Bennett**, Gainesville, GA (US)

(73) Assignee: **OMIX-ADA, INC.**, Ann Arbor, MI (US)

(**) Term: **15 Years**

(21) Appl. No.: **29/725,993**

(22) Filed: **Feb. 28, 2020**

(51) **LOC (13) Cl.** **12-16**

(52) **U.S. Cl.**
USPC **D12/169**

(58) **Field of Classification Search**
USPC ... D12/1, 14, 82, 85, 86, 87, 88, 89, 90, 91, D12/92, 93, 96, 97, 98, 99, 163, 164, D12/165, 167, 169, 170, 171, 172, 181, D12/184, 185, 190, 196, 216, 223, 400; D21/533, 548, 552, 561
CPC B60R 19/02; B60R 19/04; B60R 19/18; B60R 19/24; B60R 19/44; B60R 19/48; B60R 19/56; B60R 2019/007; B60R 2019/527; B60R 2019/1886; B62D 25/08
See application file for complete search history.

(56) **References Cited**

U.S. PATENT DOCUMENTS

1,531,022 A	3/1925	Pancoast
D115,146 S	6/1939	Falcon
D127,664 S	6/1941	Walker
2,731,289 A	1/1956	Corydon, II
6,520,553 B2	2/2003	Muramatsu
D507,998 S	8/2005	Metros et al.
D525,922 S	8/2006	Taguchi et al.
D555,054 S	11/2007	Suzuki et al.

D580,321 S	11/2008	Lamm
D584,199 S	1/2009	Leclercq
D586,706 S	2/2009	Bauer et al.
D588,509 S	3/2009	Woolley et al.
D589,416 S	3/2009	Osborne et al.
D594,390 S	6/2009	Akasawa et al.
D599,722 S	9/2009	Kimura
D610,499 S	2/2010	Truebsbach
7,891,452 B2	2/2011	Iwamoto et al.
D639,215 S	6/2011	Faghihzadeh
D640,613 S	6/2011	Bauer et al.
D671,049 S	11/2012	Davidson et al.
D671,052 S	11/2012	Fetherston et al.
D671,054 S	11/2012	Yamada et al.
D671,055 S	11/2012	Nakamura et al.

(Continued)

OTHER PUBLICATIONS

Potentially Related U.S. Appl. No. 29/544,303, filed Nov. 2, 2015, granted as U.S. Pat. No. D. 803,734 on Nov. 28, 2017.

(Continued)

Primary Examiner — Christian P. McLean
Assistant Examiner — Adam C Mager
(74) *Attorney, Agent, or Firm* — The Dobrusin Law Firm, P.C.; Bryan S. Lemanski

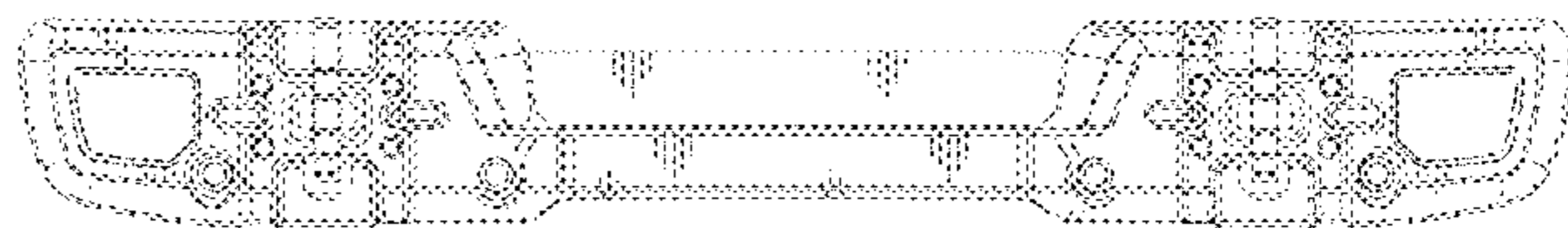
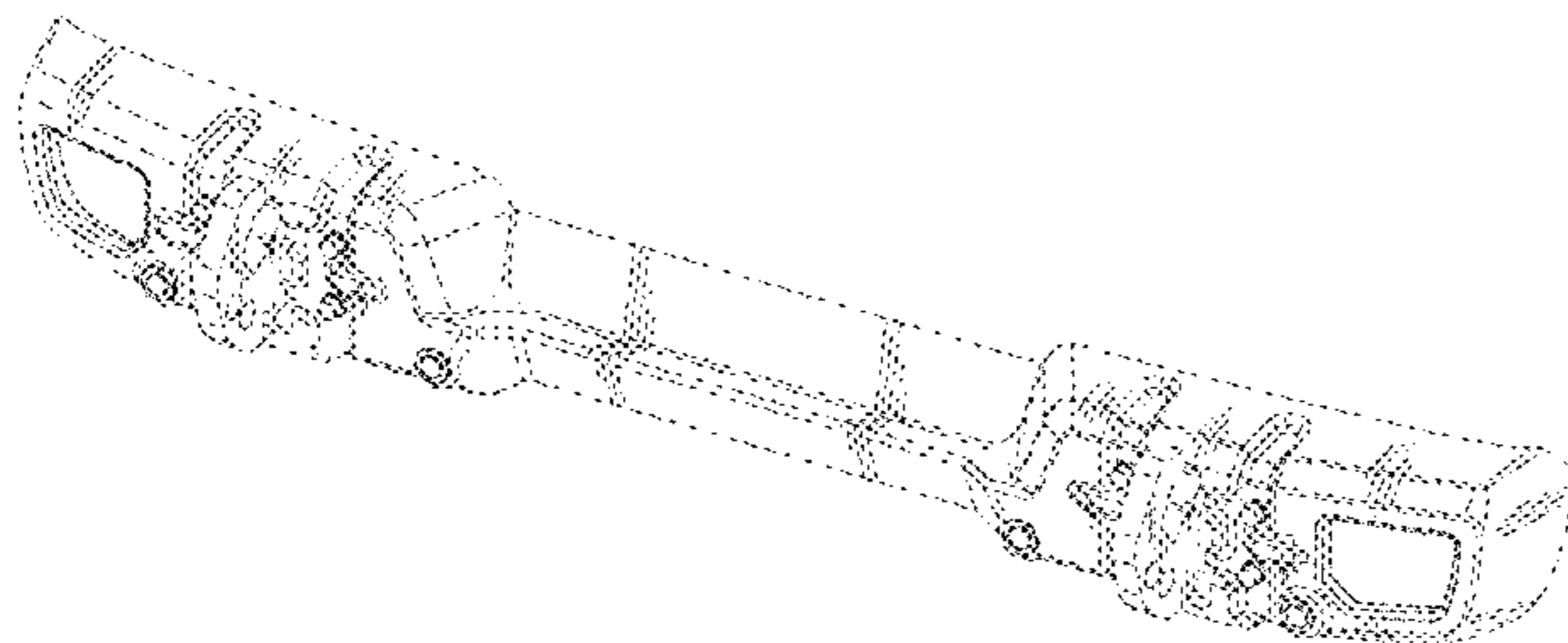
(57) **CLAIM**

The ornamental design for a bumper, as shown and described.

DESCRIPTION

FIG. 1 is a perspective view of the present design. FIG. 2 is a front elevational view of FIG. 1. FIG. 3 is a back elevational view of FIG. 1. FIG. 4 is a top elevational view of FIG. 1. FIG. 5 is a bottom elevational view of FIG. 1; and, FIG. 6 is a side elevational view of FIG. 1. The broken lines are used to show unclaimed portions of the bumper and form no part of the claimed design.

1 Claim, 3 Drawing Sheets



(56)

References Cited

U.S. PATENT DOCUMENTS

D673,088 S 12/2012 Thompson
 D678,826 S 3/2013 Akamine et al.
 D680,479 S 4/2013 Frei et al.
 D683,281 S 5/2013 Harriton
 D687,752 S 8/2013 Fetherston et al.
 D688,605 S 8/2013 Futschik et al.
 D695,168 S 12/2013 Kawasaki
 D697,842 S 1/2014 Harriton
 D698,711 S 2/2014 Endo et al.
 D700,115 S 2/2014 Okumoto
 D700,116 S 2/2014 Wada
 D701,799 S 4/2014 Futschik et al.
 D705,140 S 5/2014 Kawasaki
 D715,707 S 10/2014 Johnson
 D718,680 S 12/2014 Galante et al.
 D731,370 S 6/2015 Howell et al.
 D736,126 S 8/2015 Hammoud et al.
 D736,127 S 8/2015 Hammoud et al.
 D738,271 S 9/2015 Glover et al.
 D744,388 S 12/2015 Harriton
 D744,389 S 12/2015 Kawasaki
 D745,445 S 12/2015 Loeb

D745,838 S 12/2015 Yamamoto
 D746,189 S 12/2015 Yamamoto et al.
 D749,468 S 2/2016 Frascella
 D751,011 S 3/2016 Behmer et al.
 D756,863 S 5/2016 Lesnik et al.
 RE46,247 E 12/2016 Hanson et al.
 D775,013 S 12/2016 Bennett et al.
 D776,582 S 1/2017 Bennett et al.
 D782,375 S 3/2017 Ito et al.
 D789,848 S 6/2017 Platto et al.
 D803,734 S 11/2017 Bennett et al.
 D845,846 S * 4/2019 Goodrich D12/169
 D845,847 S * 4/2019 Piscitelli D12/169
 D846,459 S * 4/2019 Langhals D12/169
 D873,730 S * 1/2020 Goodrich D12/169
 D878,976 S * 3/2020 Goodrich D12/169
 D889,329 S * 7/2020 Heinemann D12/169
 D892,004 S * 8/2020 Li D12/169
 D910,507 S * 2/2021 Bennett D12/169
 D911,890 S * 3/2021 Langhals D12/169

OTHER PUBLICATIONS

Potentially Related U.S. Appl. No. 29/668,048, filed Oct. 26, 2018.

* cited by examiner

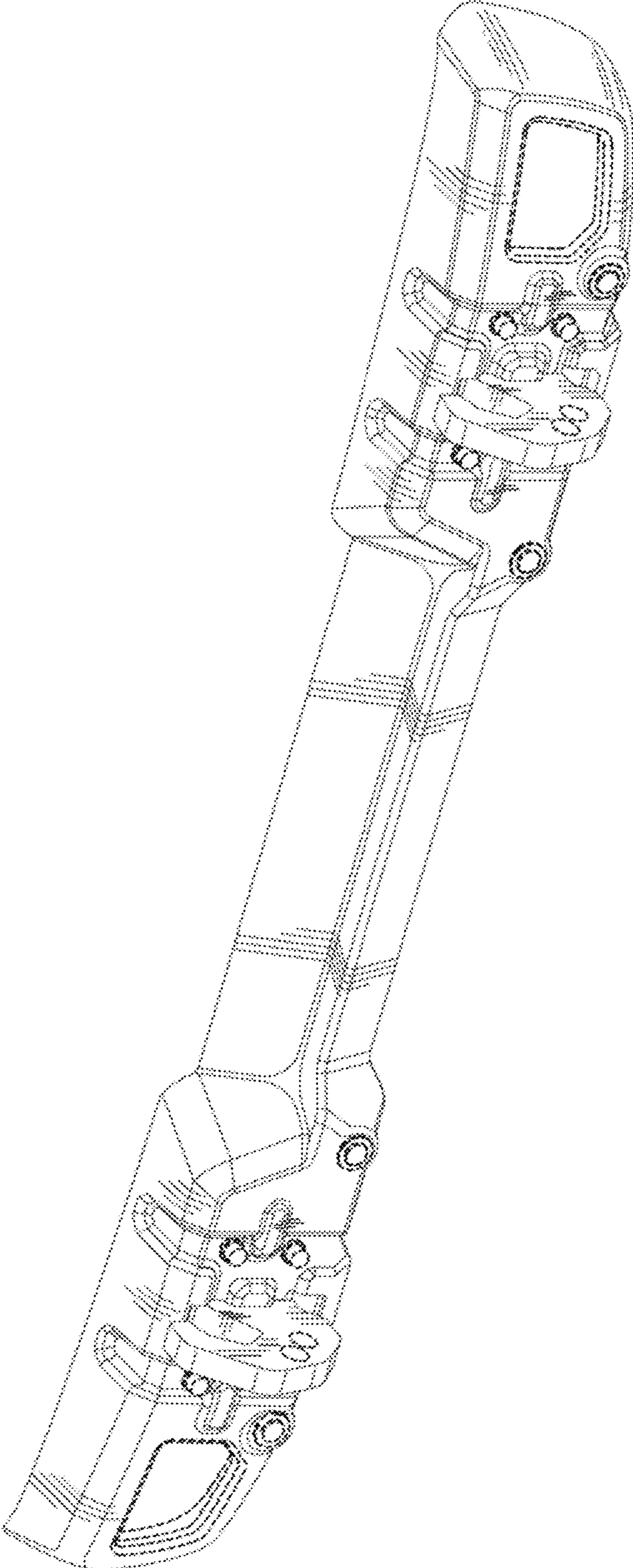


Fig-1

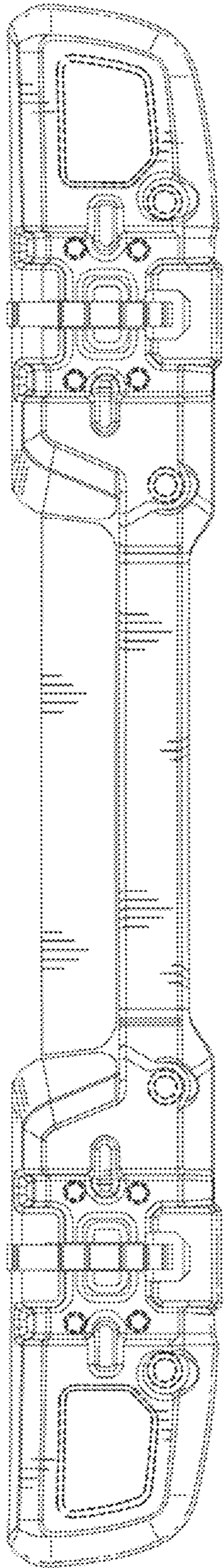


Fig-2

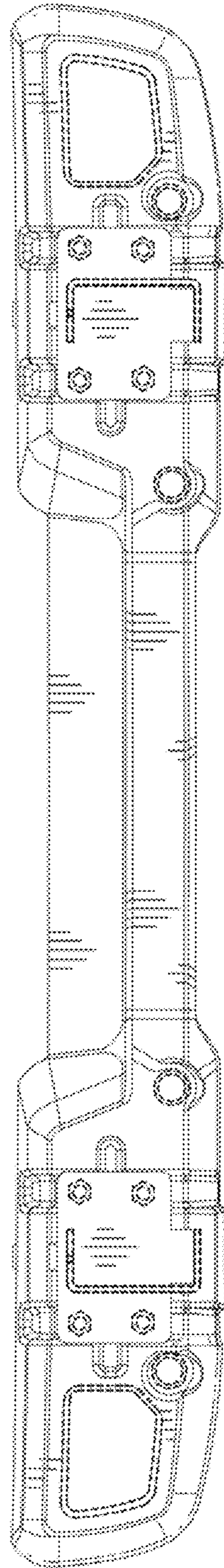


Fig-3

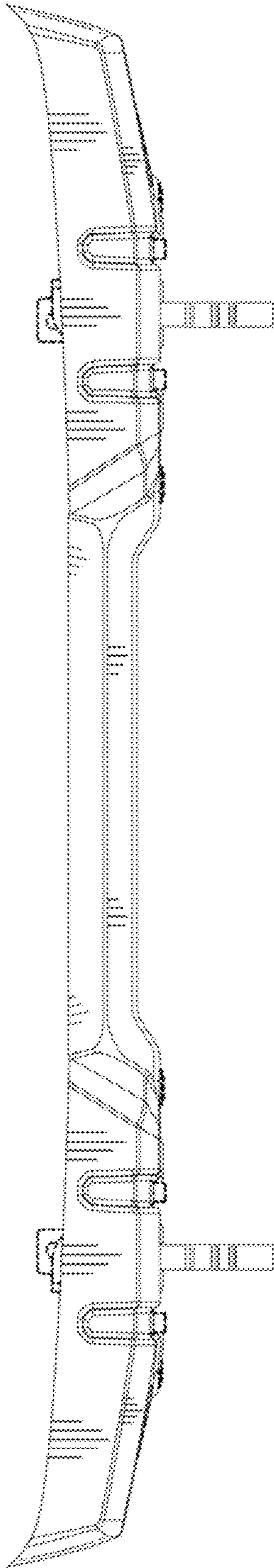


Fig-4

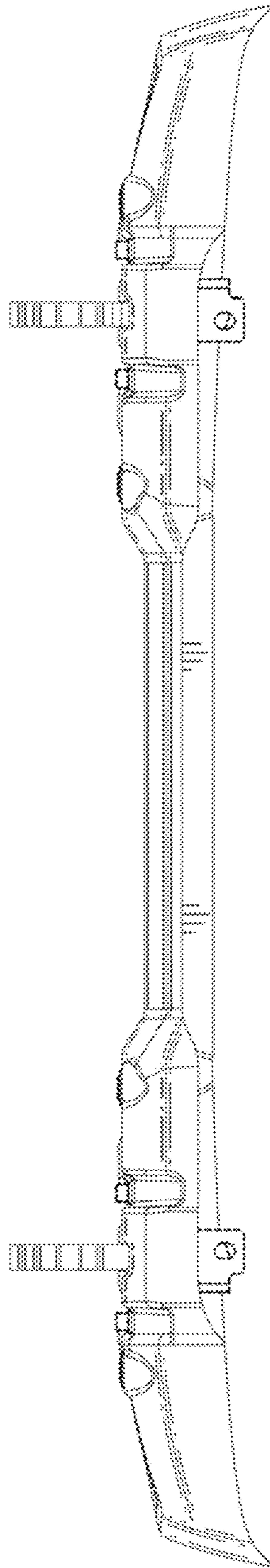


Fig-5

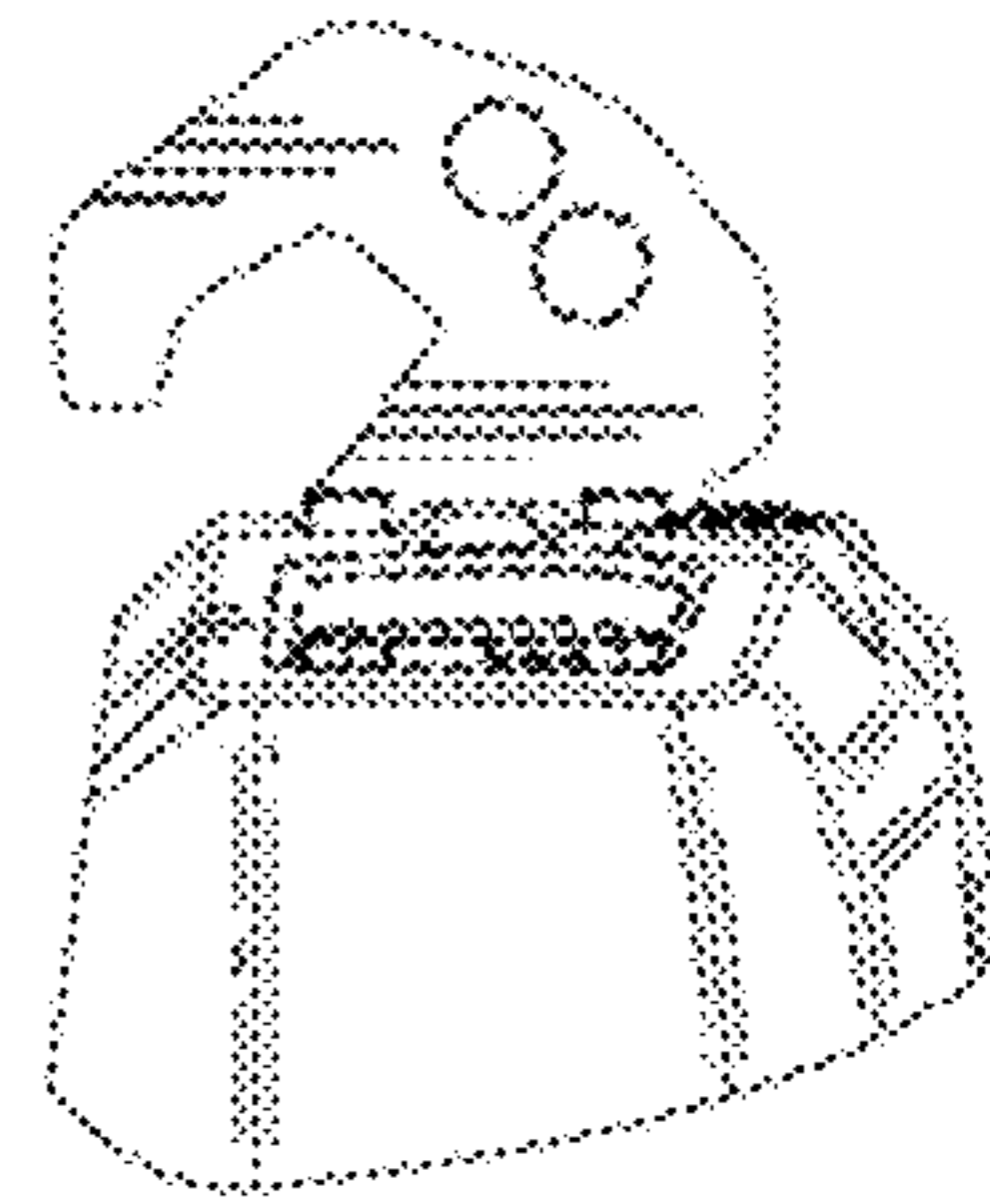


Fig-6