



US00D926078S

(12) **United States Design Patent** (10) **Patent No.:** **US D926,078 S**
Anthony et al. (45) **Date of Patent:** **** Jul. 27, 2021**

(54) **BUCKLE SYSTEM**

(71) Applicant: **Indiana Mills & Manufacturing, Inc.**,
Westerfield, IN (US)

(72) Inventors: **James Thomas Anthony**, Zionsville,
IN (US); **Chris P. Jessup**, Sheridan, IN
(US); **Amie Barnes**, Kempton, IN (US)

(73) Assignee: **Indiana Mills & Manufacturing, Inc.**,
Westfield, IN (US)

(**) Term: **15 Years**

(21) Appl. No.: **29/652,244**

(22) Filed: **Jun. 25, 2020**

Related U.S. Application Data

(62) Division of application No. 29/663,846, filed on Sep.
19, 2018, now Pat. No. Des. 888,611.

(51) **LOC (13) Cl.** **02-07**

(52) **U.S. Cl.**
USPC **D11/216**

(58) **Field of Classification Search**
USPC D11/200, 201, 206, 212, 215, 216, 218,
D11/220; D29/100-101.5; D3/216;
D2/627-640; D6/333; D8/44, 349, 356,
D8/382, 383, 394, 395, 398, 71, 72, 74
CPC ... A44B 11/001; A44B 11/005; A44B 11/008;
A44B 11/02; A44B 11/00; A44B 11/065;
A44B 11/08; A44B 11/10; A44B 11/12;
A44B 11/125; A44B 11/14; A44B 11/226;
A44B 11/25; A44B 11/2503; A44B
11/2507; A44B 11/2511; A44B 11/2515;
A44B 11/2519; A44B 11/2523; A44B
11/253; A44B 11/2538; A44B 11/2549;
A44B 11/2553; A44B 11/2557; A44B
11/2561; A44B 11/2569; A44B 11/2576;

(Continued)

(56) **References Cited**

U.S. PATENT DOCUMENTS

5,023,981 A 6/1991 Anthony et al.
5,038,446 A 8/1991 Anthony et al.
5,142,748 A 9/1992 Anthony et al.

(Continued)

FOREIGN PATENT DOCUMENTS

CN 304972398 * 1/2019
CN 305884054 * 6/2020

OTHER PUBLICATIONS

Immi KiwckLATCH, no date available, [online], [site visited Jan.
21, 2020]. Retrieved from url:https://www.imminet.com/products/
child-restraints/ (Year: 2020).

(Continued)

Primary Examiner — Michelle E. Wilson

Assistant Examiner — Tracey J Bell

(74) *Attorney, Agent, or Firm* — Woodard, Emhardt,
Henry, Reeves & Wagner, LLP

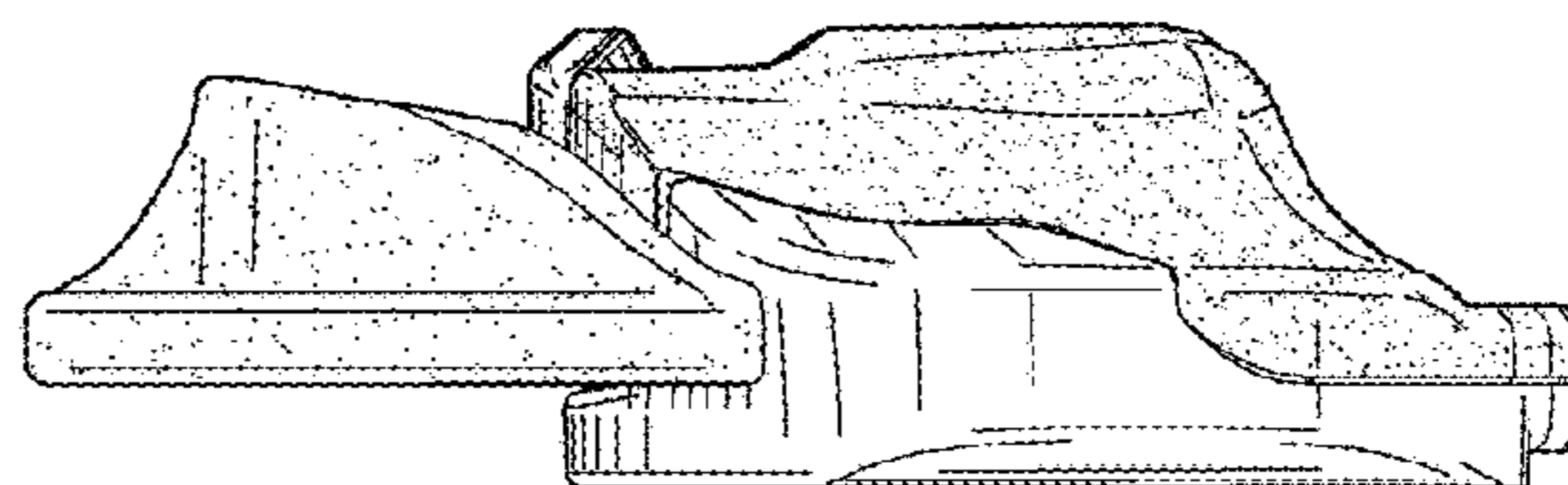
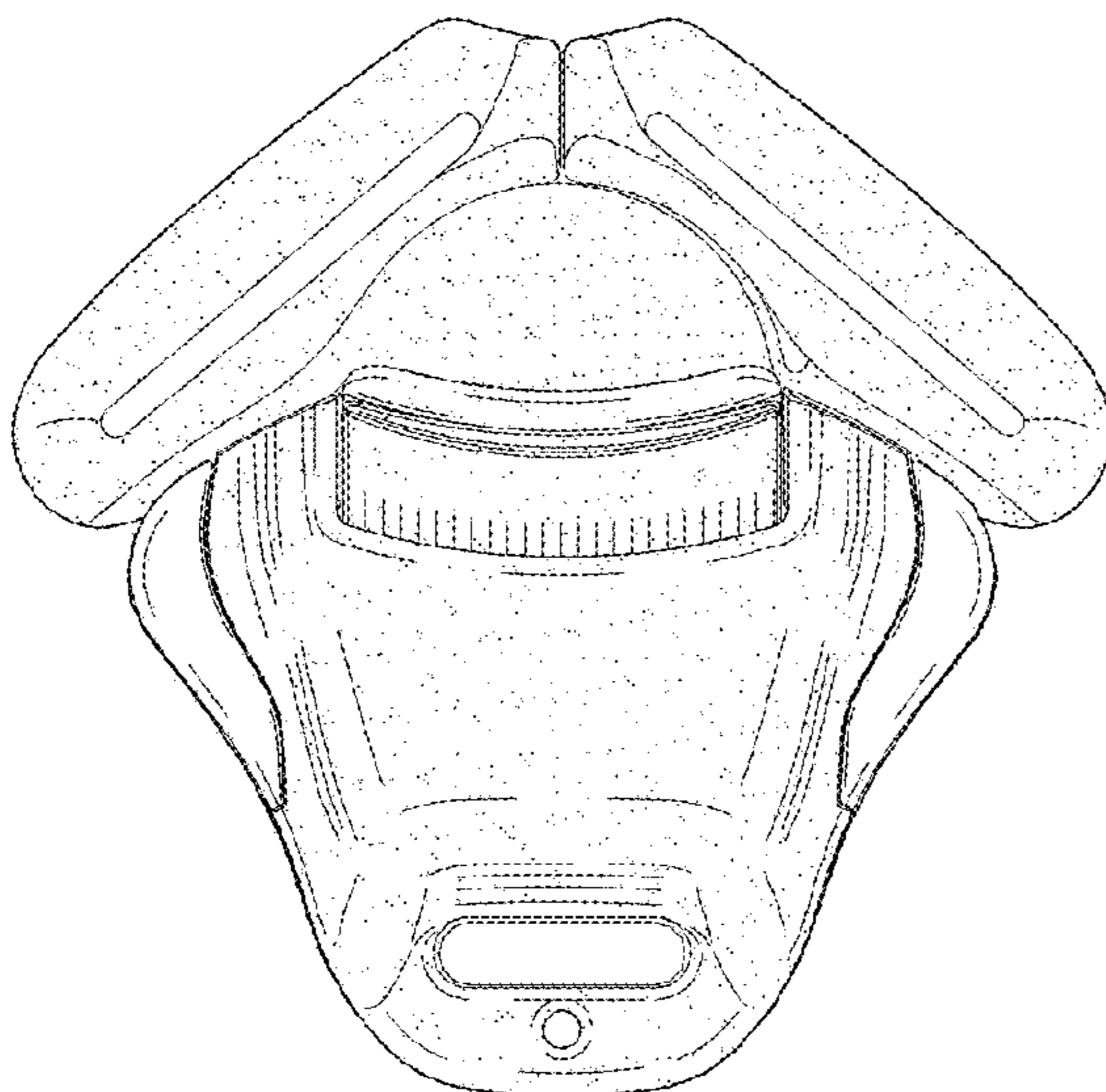
(57) **CLAIM**

The ornamental design for a buckle system, as shown and
described.

DESCRIPTION

FIG. 1 is a perspective view of a buckle system.
FIG. 2 is a front view of the buckle system.
FIG. 3 is a rear view of the buckle system.
FIG. 4 is a top view of the buckle system.
FIG. 5 is a bottom view of the buckle system.
FIG. 6 is a first side view of the buckle system; and,
FIG. 7 is a second side view of the buckle system.
The surface shading, if any, illustrated in the drawings is
provided merely to highlight the contour of the design. The
surface shading is not intended to be illustrative of texture or
gloss.

1 Claim, 4 Drawing Sheets



(58) **Field of Classification Search**
 CPC A44B 11/258; A44B 11/2588; A44B 11/26
 See application file for complete search history.

(56) **References Cited**
 U.S. PATENT DOCUMENTS

D342,465	S	12/1993	Anthony et al.	
5,283,933	A	2/1994	Wiseman et al.	
D364,124	S	11/1995	Lortz et al.	
5,813,097	A	9/1998	Woellert et al.	
D407,667	S	4/1999	Homeier	
6,868,591	B2	3/2005	Dingman et al.	
D519,406	S *	4/2006	Merrill	D11/216
7,159,285	B2 *	1/2007	Karlsson	A44B 11/2549 24/579.11
7,240,407	B2	7/2007	Kawai et al.	
D592,543	S	5/2009	Kolasa	
D632,214	S	2/2011	Buscart	
D632,611	S	2/2011	Buscart	
D655,223	S	3/2012	Hadlow et al.	
D661,619	S	6/2012	Hadlow et al.	
D681,506	S *	5/2013	Kolasa	D11/216
8,434,203	B2	5/2013	Morgan et al.	
8,656,566	B1	2/2014	Chen	
D770,327	S	11/2016	Chan	

D796,854	S	9/2017	Larsson et al.	
D796,855	S	9/2017	Imrich et al.	
9,814,282	B2	11/2017	Merrick	
10,357,083	B2	7/2019	Babin et al.	
10,455,902	B2	10/2019	Kuang et al.	
D888,611	S *	6/2020	Anthony	D11/216
2007/0261217	A1	11/2007	Buscart	
2010/0264707	A1 *	10/2010	Tang	A44B 11/2511 297/250.1
2011/0107560	A1 *	5/2011	Buckingham	A44B 11/2511 24/166
2011/0291451	A1	12/2011	Westman	
2012/0011687	A1 *	1/2012	Morgan	A44B 11/2511 24/593.1
2017/0042293	A1	2/2017	Jin et al.	
2017/0049192	A1 *	2/2017	Kuang	B60R 22/18
2018/0078001	A1 *	3/2018	Babin	A44B 11/2561
2018/0116344	A1	5/2018	Riley-Carter et al.	
2019/0335861	A1 *	11/2019	Ritchie	A44B 11/2576
2019/0343240	A1	11/2019	Riley-Carter et al.	

OTHER PUBLICATIONS

U.S. Appl. No. 62/732,707, filed Sep. 18, 2018 to Jessup et al. 59 pages.

* cited by examiner

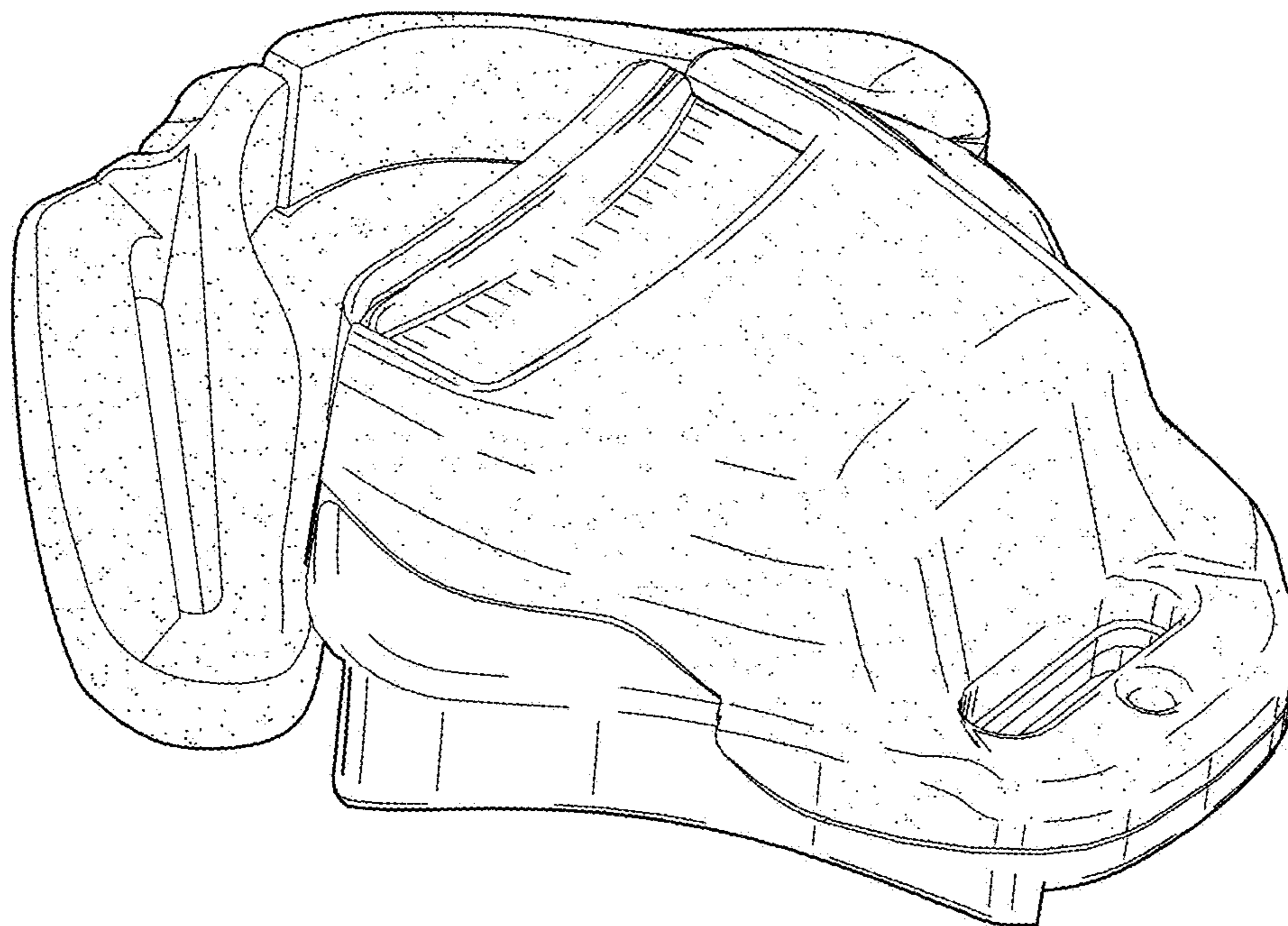


Fig. 1




Fig. 2

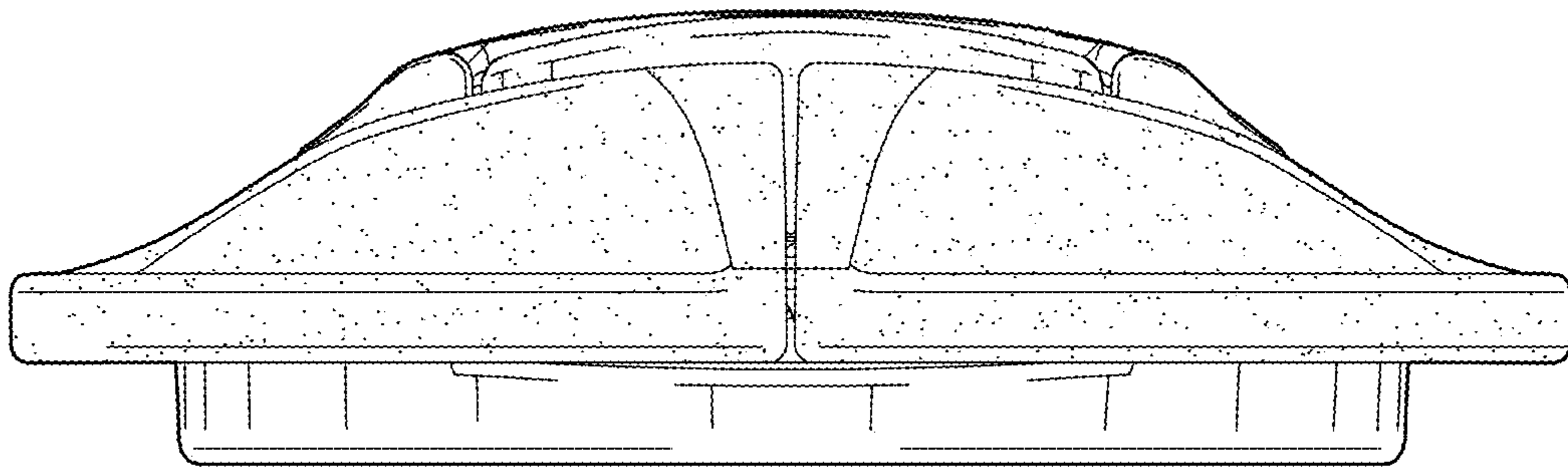


Fig. 3

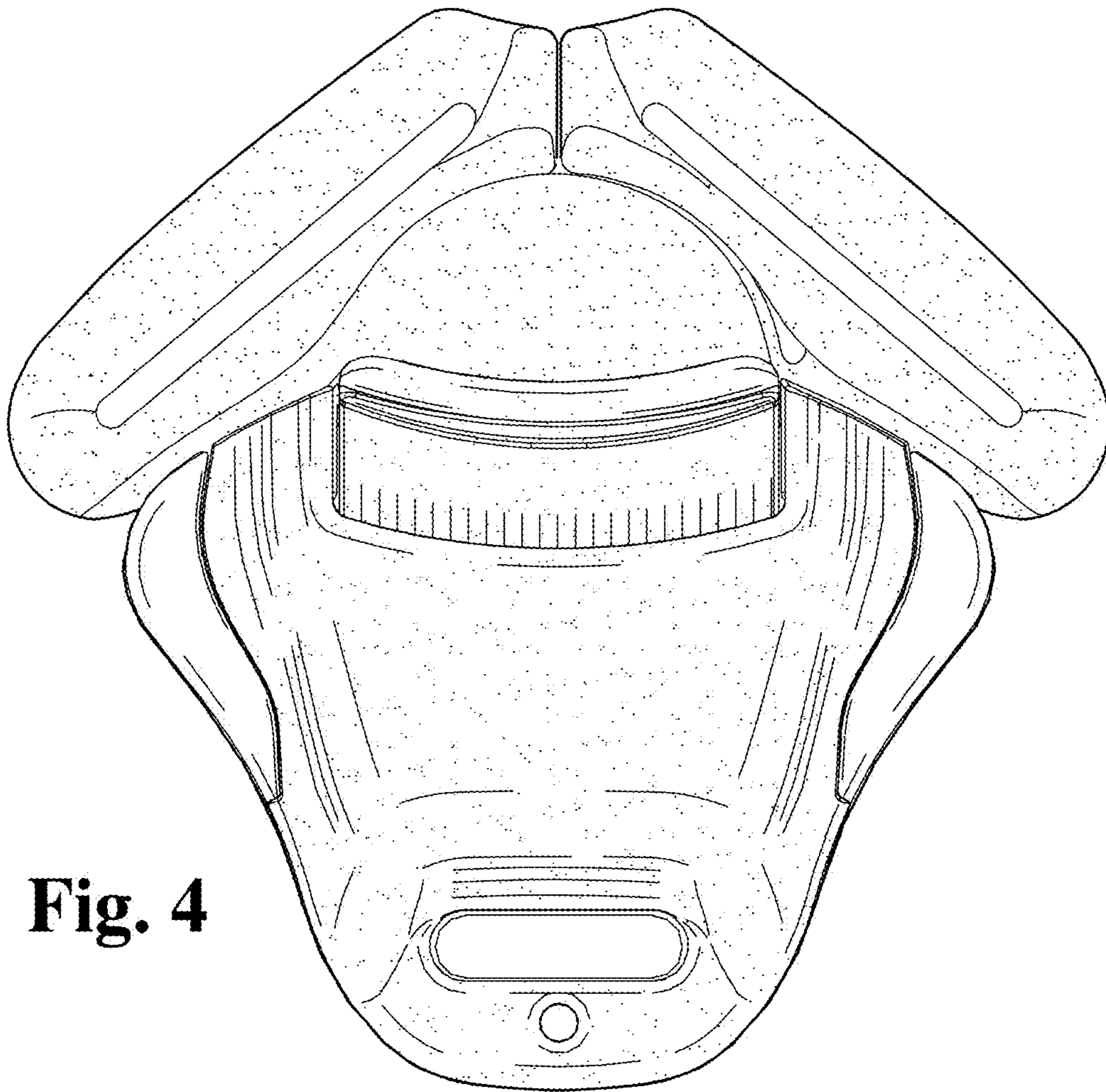


Fig. 4

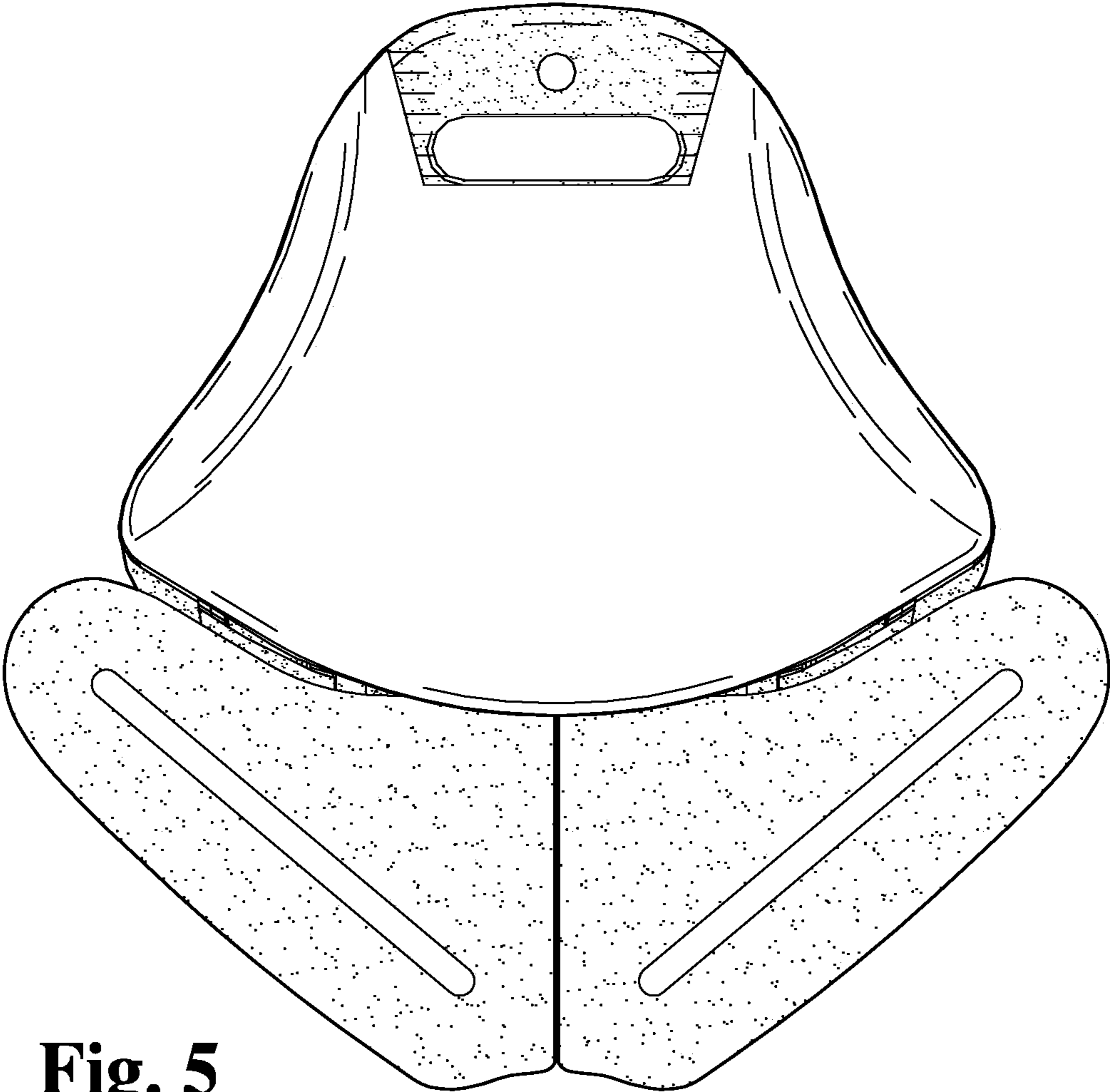


Fig. 5

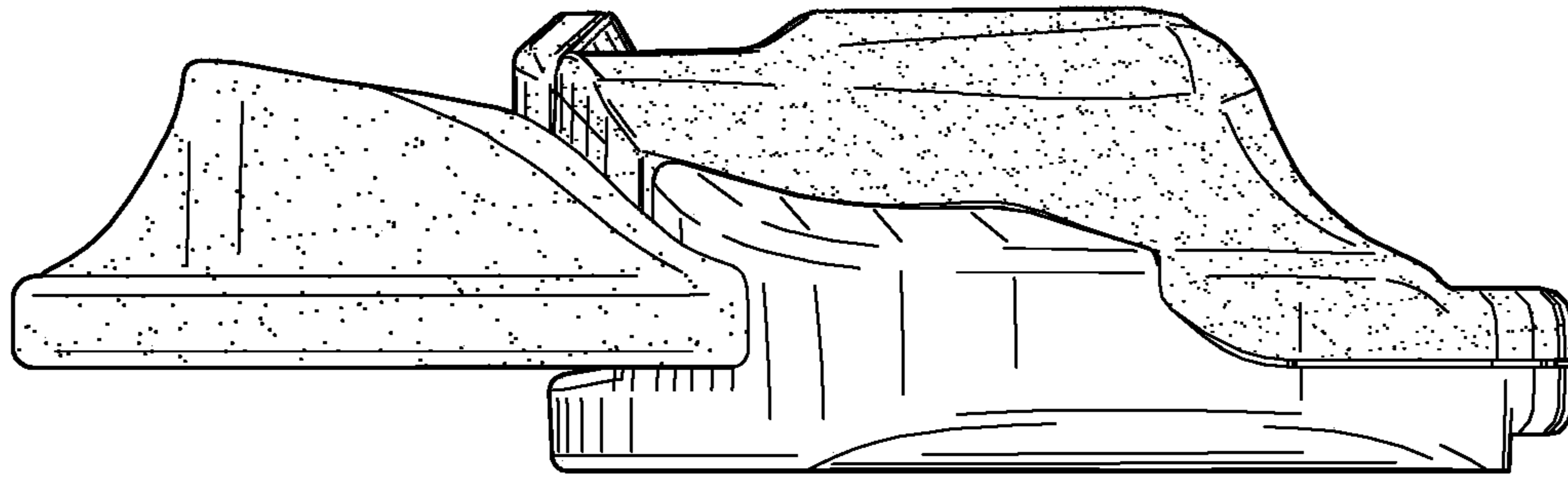


Fig. 6




Fig. 7