



US00D926073S

(12) **United States Design Patent** (10) **Patent No.:** **US D926,073 S**
May (45) **Date of Patent:** **** Jul. 27, 2021**

(54) **INFINITY PENDANT**
(71) Applicant: **MUNCHABLES SENSORY SOLUTIONS LTD.**, Nanoose Bay (CA)
(72) Inventor: **Laura May**, Nanoose Bay (CA)
(73) Assignee: **MUNCHABLES SENSORY SOLUTIONS LTD.**, Nanoose Bay (CA)
(**) Term: **15 Years**
(21) Appl. No.: **29/767,777**
(22) Filed: **Jan. 25, 2021**
(51) **LOC (13) Cl.** **11-01**
(52) **U.S. Cl.**
USPC **D11/81**; D11/61
(58) **Field of Classification Search**
USPC D11/1, 2, 7, 8, 40-49, 79-86, 95, 96, 50, D11/99, 100, 56, 204, 61, 76, 77, 78; D24/195
CPC .. A44C 1/00; A44C 3/00; A44C 3/001; A44C 3/002; A44C 3/004; A44C 3/005; A44C 3/008; A44C 15/005; A44C 25/00; A44C 25/001; A44C 25/002; A44C 25/007
See application file for complete search history.

(56) **References Cited**
U.S. PATENT DOCUMENTS
286,253 A * 10/1883 Benson F16B 45/02 24/599.5
D34,899 S * 8/1901 Brockelbank D8/499
D170,869 S * 11/1953 Katz D11/77
D283,688 S * 5/1986 Ahee D11/61
D488,371 S * 4/2004 Shaljian D8/354
D491,090 S * 6/2004 Osinga D11/26
D491,091 S * 6/2004 Osinga D11/26
D492,188 S * 6/2004 Goldberg D8/356
D518,749 S 4/2006 D'Annunzio
7,040,120 B2 * 5/2006 Hunter A44C 11/00 59/78
D575,655 S * 8/2008 Maier D11/3

D575,660 S * 8/2008 Maier D11/13
D575,662 S * 8/2008 Maier D11/13
D577,907 S * 10/2008 Hu D3/211
D579,373 S 10/2008 Rosenthal
D665,292 S 8/2012 Jackson
D727,786 S 4/2015 Shlakman
(Continued)

OTHER PUBLICATIONS

[Online] "Munchables Infinity Sensory Chew Necklace" https://www.amazon.com/Munchables-Infinity-Chew-Necklace-Charcoal/dp/B08Q3K3JDD/ref=sr_1_38?dchild=1&keywords=munchables&qid=1623695305&sr=8-38. Retrieved Jun. 14, 2021. Posted online Dec. 8, 2020.*

(Continued)

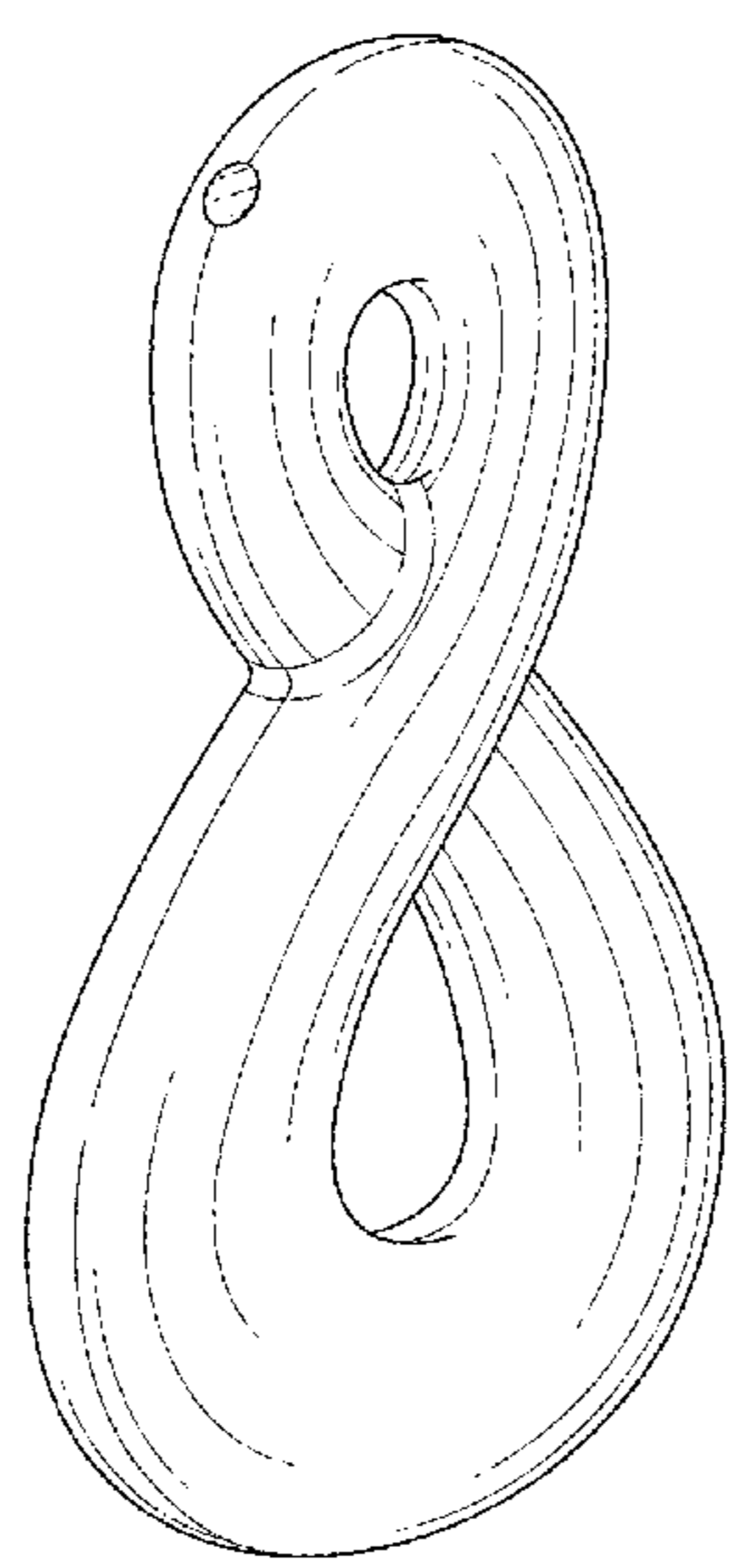
Primary Examiner — Melanie Pellegrini
(74) *Attorney, Agent, or Firm* — Loza & Loza LLP; Kevin L. Soules

(57) **CLAIM**
The ornamental design for an infinity pendant, as shown and described.

DESCRIPTION

FIG. 1 is a front perspective view of an infinity pendant, according to the present invention;
FIG. 2 is a front elevation view of the infinity pendant of FIG. 1;
FIG. 3 is a rear elevation view of the infinity pendant of FIG. 1;
FIG. 4 is a left side elevation view of the infinity pendant of FIG. 1;
FIG. 5 is a right side elevation view of the infinity pendant of FIG. 1;
FIG. 6 is a top view of the infinity pendant of FIG. 1;
FIG. 7 is a bottom view of the infinity pendant of FIG. 1; and,
FIG. 8 is a rear perspective view of the infinity pendant of FIG. 1.

1 Claim, 5 Drawing Sheets



(56)

References Cited

U.S. PATENT DOCUMENTS

D732,993 S 6/2015 Shabot
D736,605 S * 8/2015 Minarik D8/358
D749,293 S 2/2016 Demas et al.
D763,541 S * 8/2016 Livas D1/120
D763,721 S 8/2016 Greppi
D780,007 S * 2/2017 Marchand D11/13
D783,443 S 4/2017 Bresser
D801,210 S * 10/2017 Behney D11/81
D834,982 S 12/2018 Amfitheatrof et al.
D837,084 S * 1/2019 Zhang D11/12
D845,829 S * 4/2019 Sheridan D11/210
D878,240 S * 3/2020 Osborne D11/95
D880,936 S 4/2020 Rollins
D910,481 S * 2/2021 Lavranos D11/86
D918,085 S * 5/2021 Lee D11/157

OTHER PUBLICATIONS

bluenile.com. Infinity Pendant. Product description. https://www.bluenile.com/infinity-pendant-sterling-silver_64307?click_id=594860962&gclid=Cj0KCQiA0fr_BRDaARIsAABw4Et0tyjH_qcKyqWvGV0muqhxiacNcK7rleT_hCwOxpH8DvdsjtT6_saAlgAEALw_wcB&utm_campaign=Jewelry+New_eCPC_Desktop&utm_content=Plain+Metal+Necklaces&utm_medium=pla&utm_source=google (downloaded Jan. 12, 2021).

swarovsky.com Infinity Pendant. Product descripton. <https://www.swarovski.com/en-US/p-M5528109/Swarovski-Infinity-Pendant-Black-Rose-goldtone-plated/?variantID=5533722> (downloaded Jan. 12, 2021).

* cited by examiner

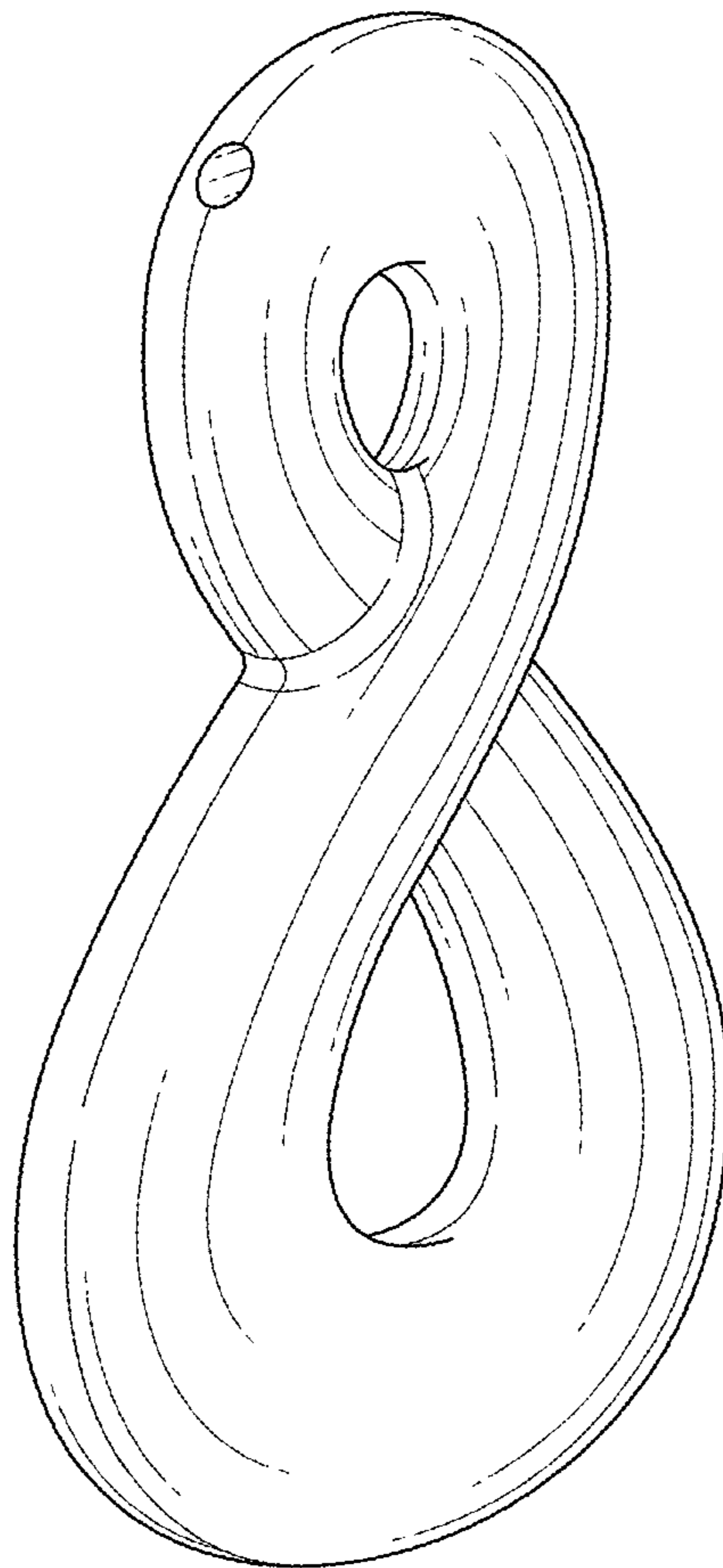


FIG. 1

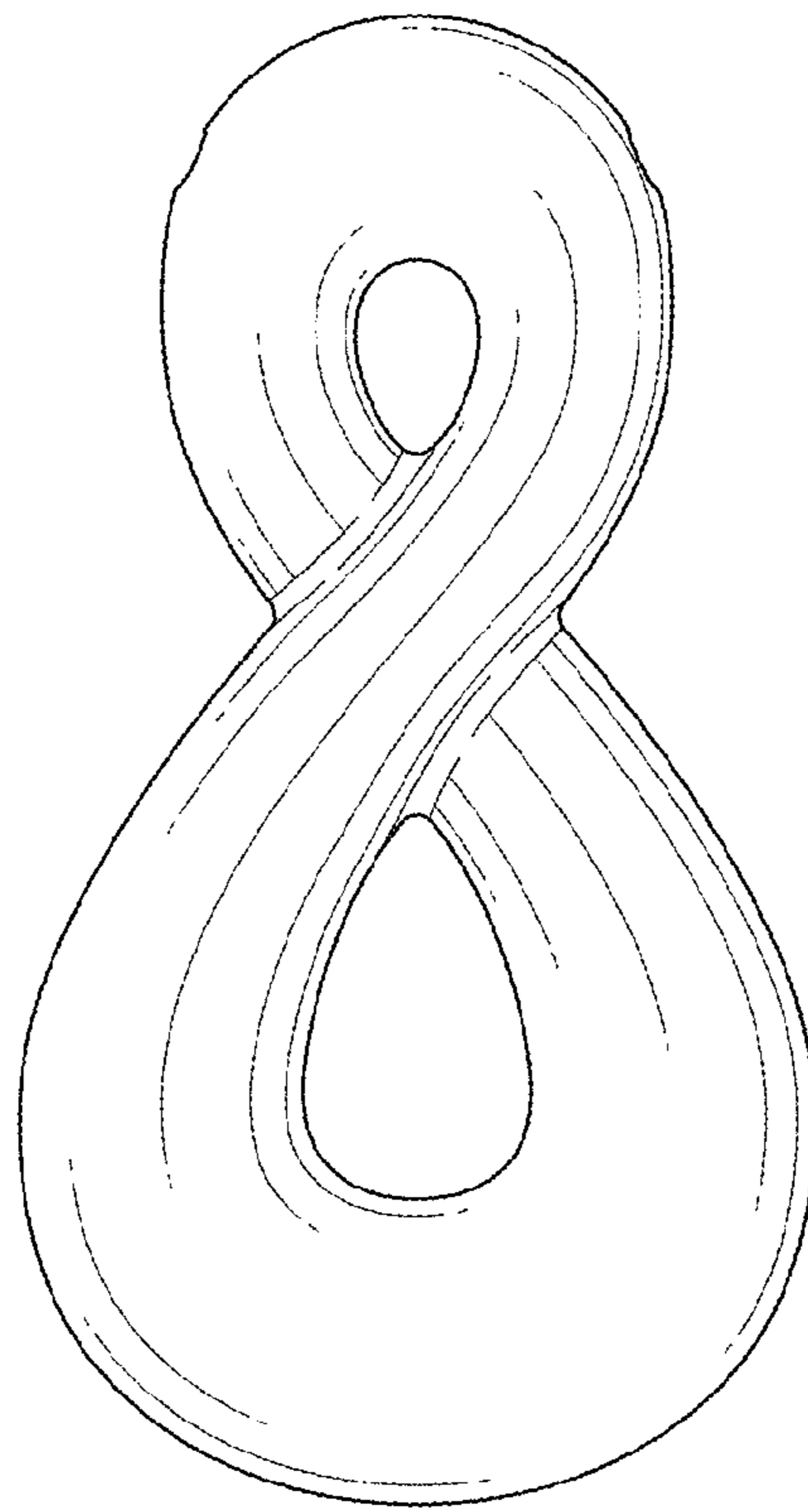


FIG. 2

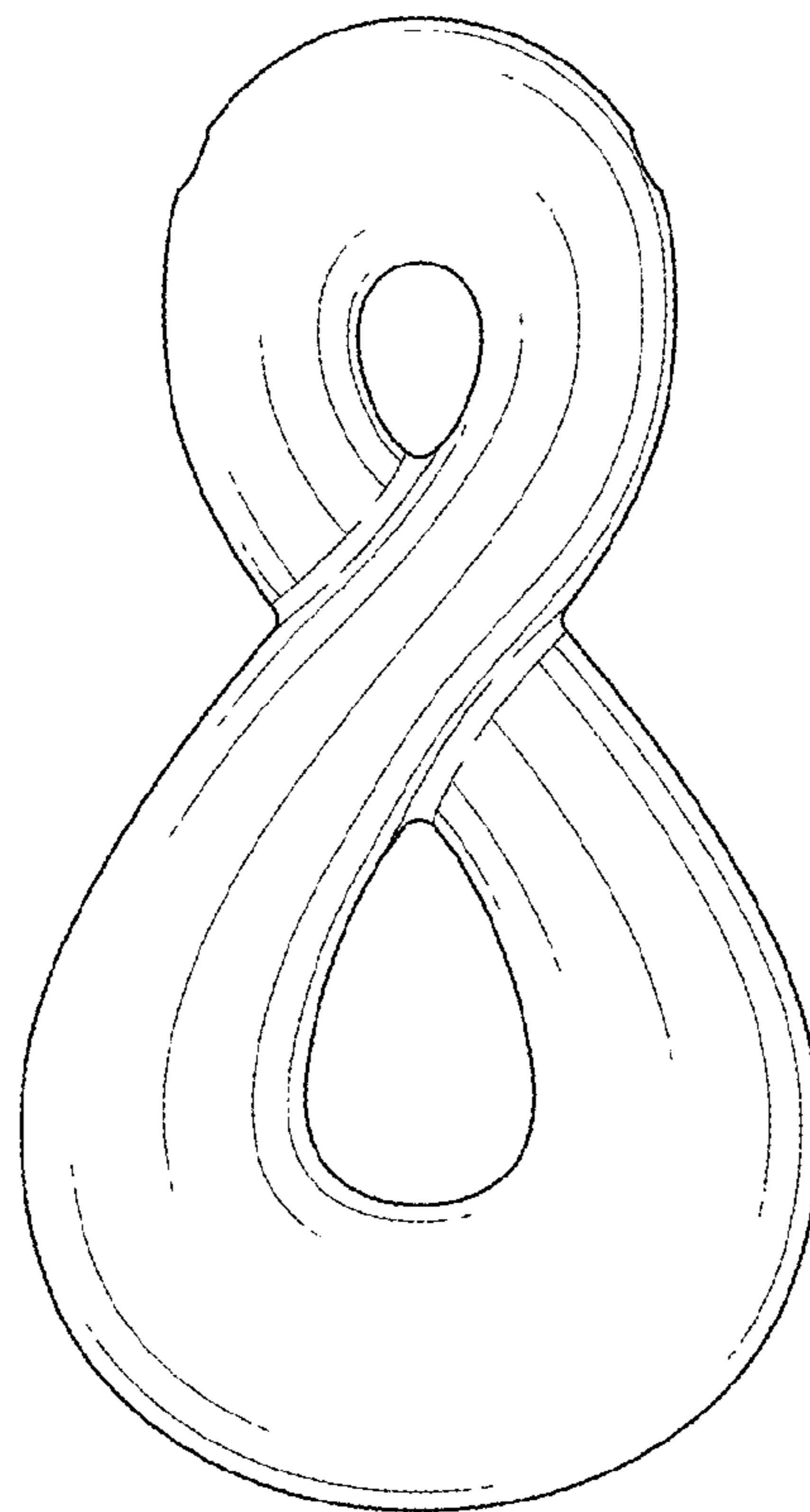


FIG. 3

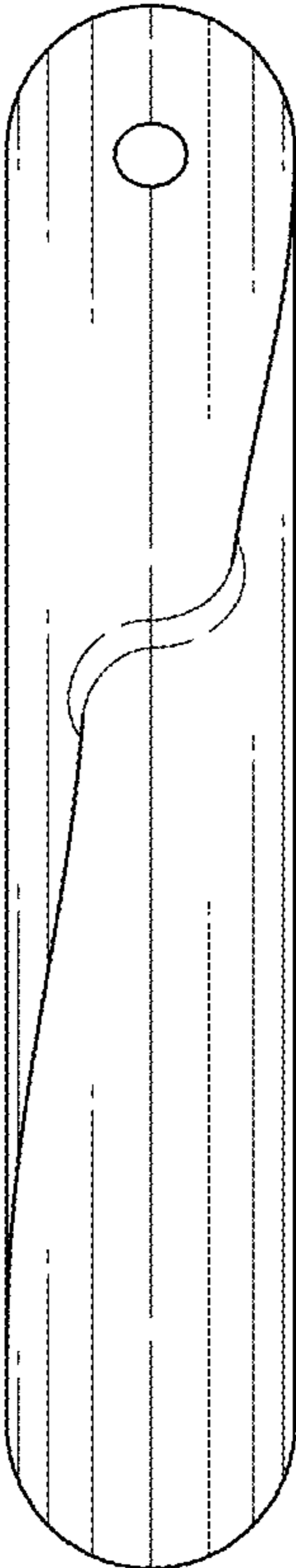


FIG. 4




FIG. 5



FIG. 6




FIG. 7

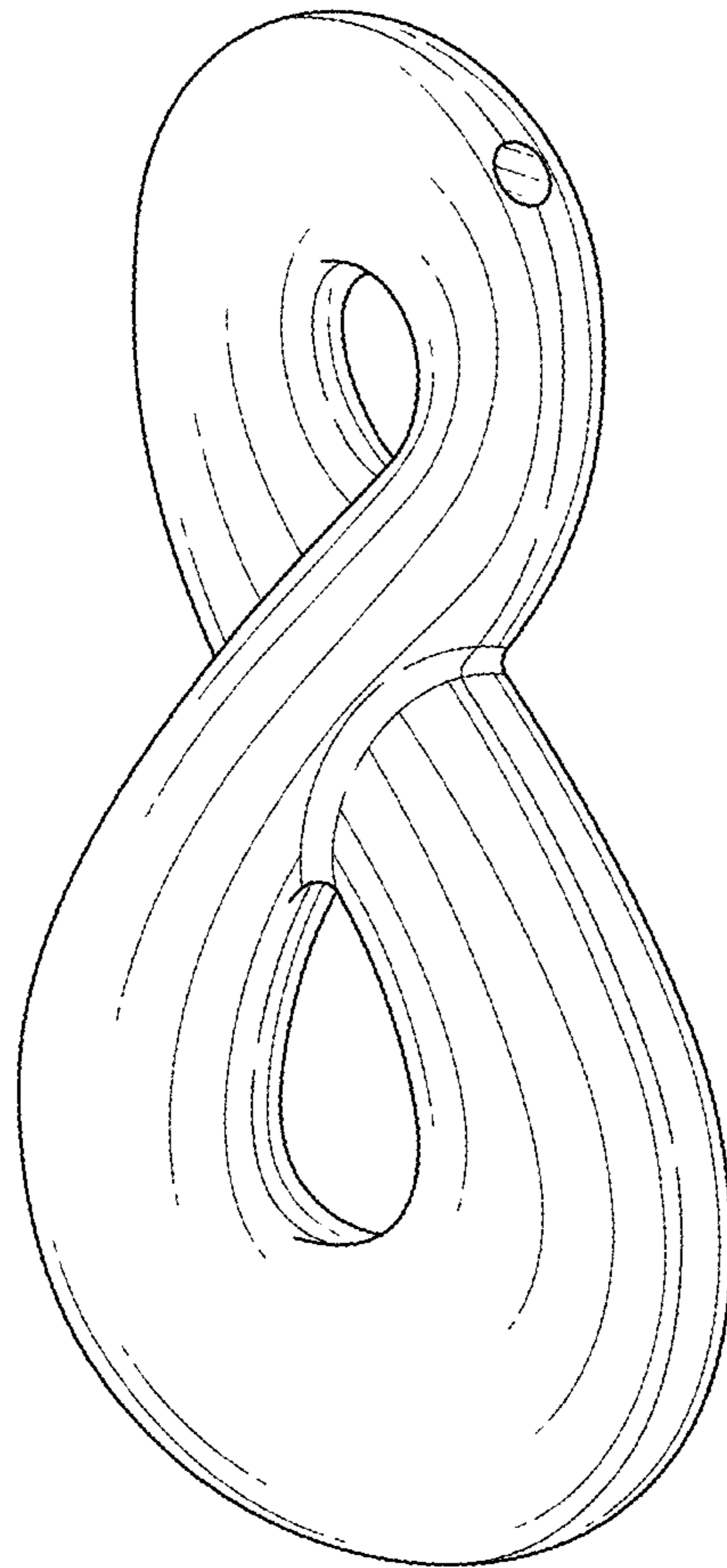


FIG. 8