



US00D926066S

(12) **United States Design Patent** (10) **Patent No.:** **US D926,066 S**
England et al. (45) **Date of Patent:** **** Jul. 27, 2021**

(54) **DOORBELL**
(71) Applicant: **Amazon Technologies, Inc.**, Seattle, WA (US)
(72) Inventors: **Matthew J. England**, Santa Monica, CA (US); **Mark D. Siminoff**, Mountain View, CA (US); **Christopher Loew**, Palo Alto, CA (US); **Chung-Sen Huang**, Taipei (TW); **Alexey Krasnoschok**, Kiev (UA)
(**) Term: **15 Years**
(21) Appl. No.: **29/715,429**
(22) Filed: **Dec. 2, 2019**
(51) **LOC (13) Cl.** **10-05**
(52) **U.S. Cl.**
USPC **D10/118.2**
(58) **Field of Classification Search**
USPC D10/106.6, 106.7, 106.8, 116.1, 118, D10/118.2, 121-124, 126; D13/171, 174; D14/358; D16/202, 203, 208, 209, 215
CPC ... G08B 3/00; G08B 3/10; G08B 7/00; G08B 7/06; G08B 13/1436; G08B 13/1463; G08B 13/1481
See application file for complete search history.

D822,518 S * 7/2018 Siminoff D10/118.2
D822,519 S * 7/2018 Siminoff D10/118.2
D822,520 S * 7/2018 Siminoff D10/118.2
D829,209 S * 9/2018 Zheng D14/388
D829,585 S * 10/2018 Siminoff D10/118.2
D830,871 S * 10/2018 Siminoff D10/118.2
D833,313 S * 11/2018 Siminoff D10/118.2
D837,080 S * 1/2019 Siminoff D10/118.2
D848,300 S * 5/2019 Siminoff D10/118.2
D849,082 S * 5/2019 Boling D16/202
D852,866 S * 7/2019 Siminoff D16/200
D854,958 S * 7/2019 Siminoff D10/118.2
D856,838 S * 8/2019 Siminoff D10/118.2
D858,338 S * 9/2019 Yu D10/118.2
D859,200 S * 9/2019 Siminoff D10/118.2
D860,029 S * 9/2019 Yang D10/118.2
D860,176 S * 9/2019 Siminoff D14/240
D866,379 S * 11/2019 Siminoff D10/118.2
D866,380 S * 11/2019 Siminoff D10/118.2

(Continued)

Primary Examiner — George D. Kirschbaum
Assistant Examiner — Joseph J Kukella
(74) *Attorney, Agent, or Firm* — Lee & Hayes, P.C.

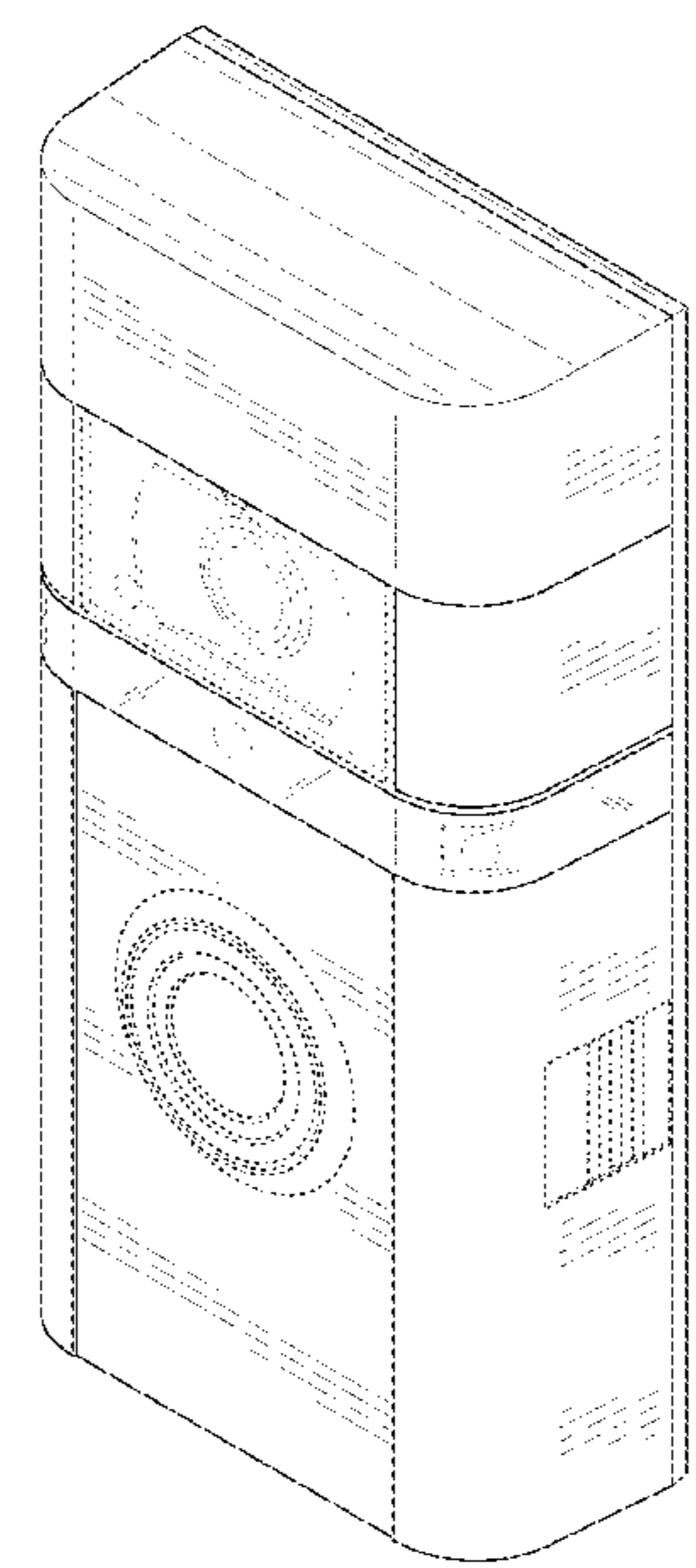
(57) **CLAIM**
The ornamental design for a doorbell, as shown and described.

DESCRIPTION

FIG. 1 is a top, front, right-side perspective view of a doorbell;
FIG. 2 is a bottom, back, left-side perspective view thereof;
FIG. 3 is a front elevation view thereof;
FIG. 4 is a back elevation view thereof;
FIG. 5 is a left-side elevation view thereof;
FIG. 6 is a right-side elevation view thereof;
FIG. 7 is a top plan view thereof; and,
FIG. 8 is a bottom plan view thereof.
The broken lines depict portions of the doorbell that form no part of the claimed design.

1 Claim, 8 Drawing Sheets

(56) **References Cited**
U.S. PATENT DOCUMENTS
D788,061 S * 5/2017 Siminoff D14/159
D789,820 S * 6/2017 Siminoff D10/118.2
D798,177 S * 9/2017 Siminoff D10/118.2
D802,463 S * 11/2017 Siminoff D10/118.2
D817,208 S * 5/2018 Ravat D10/118.2
D819,476 S * 6/2018 Siminoff D10/118.2
D820,137 S * 6/2018 Siminoff D10/118.2
D820,707 S * 6/2018 Siminoff D10/118.2
D820,708 S * 6/2018 Siminoff D10/118.2



(56)

References Cited

U.S. PATENT DOCUMENTS

D866,381 S	*	11/2019	Siminoff	D10/120
D870,587 S	*	12/2019	Siminoff	D10/118.2
D882,443 S	*	4/2020	Siminoff	D10/118.2
D889,300 S	*	7/2020	Siminoff	D10/118.2
D889,301 S	*	7/2020	Siminoff	D10/118.2
D901,471 S	*	11/2020	Siminoff	D14/240

* cited by examiner

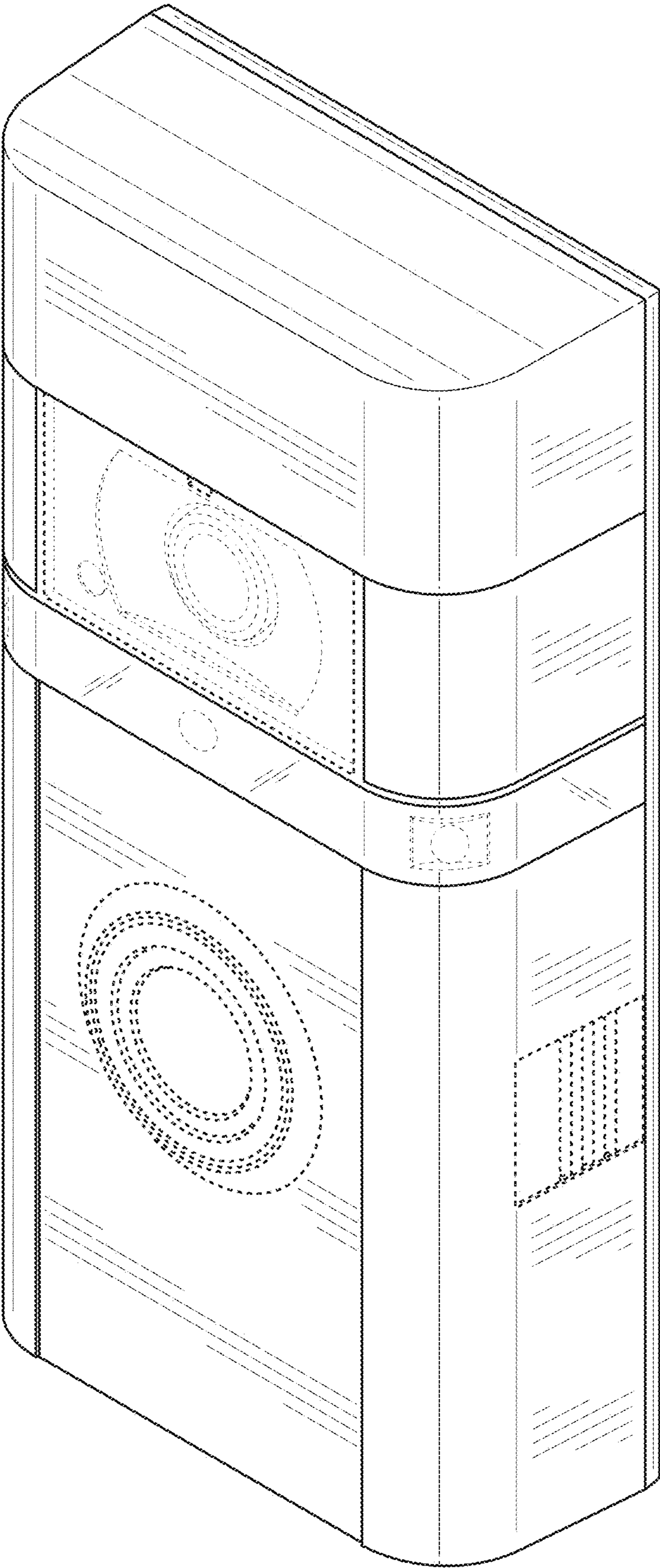


FIG. 1

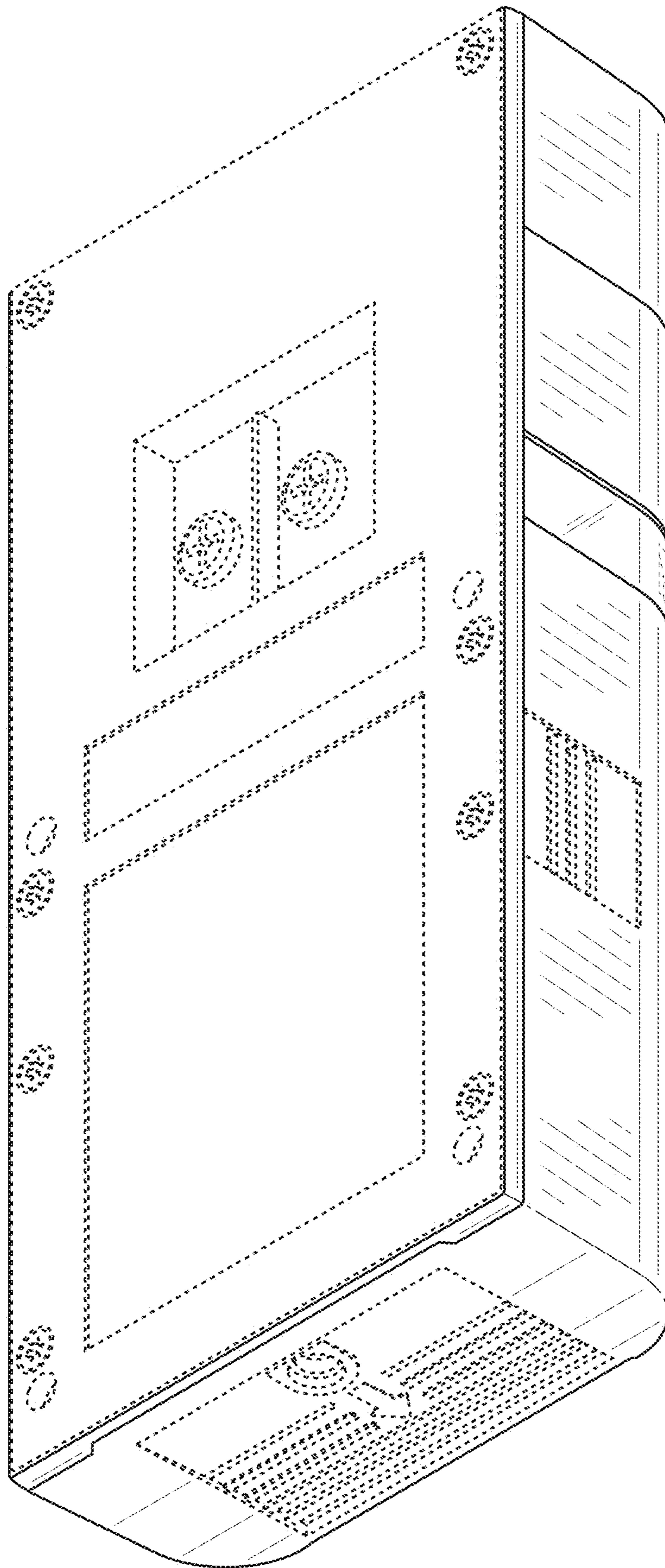


FIG. 2

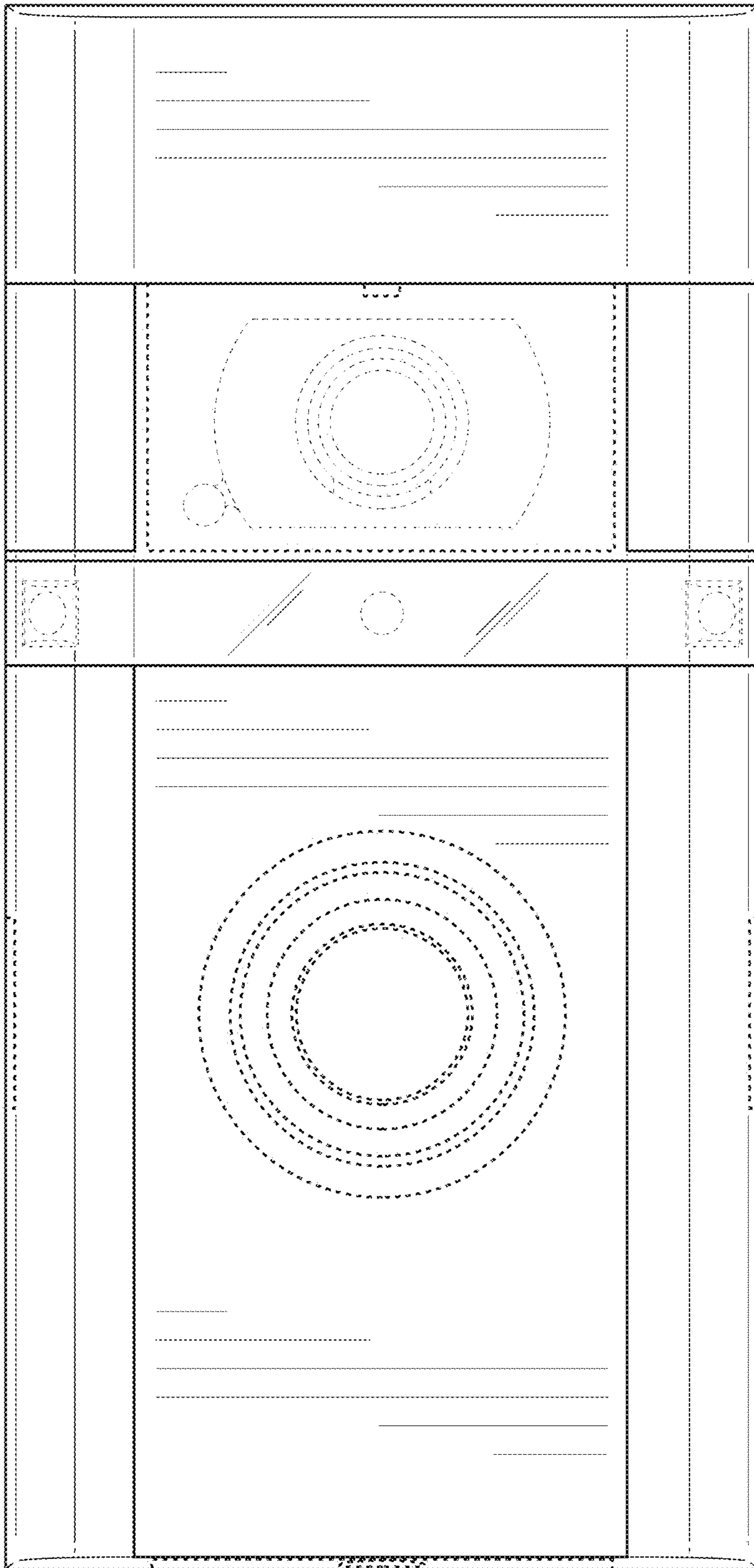


FIG. 3

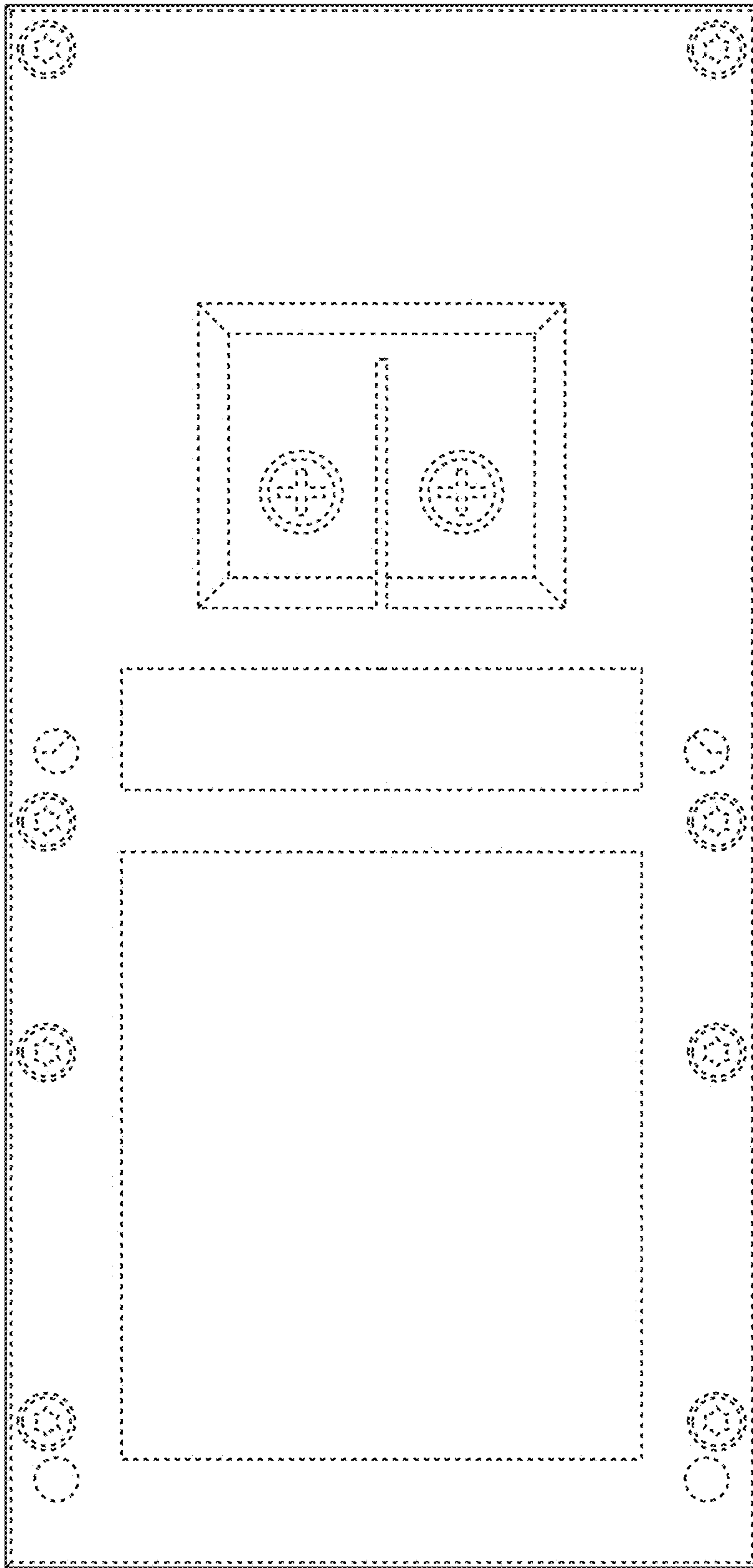


FIG. 4

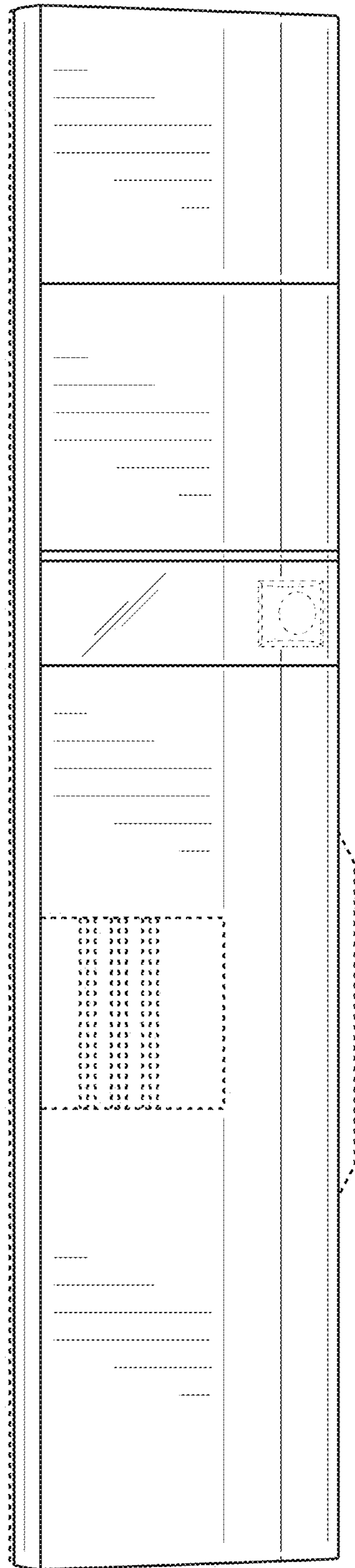


FIG. 5

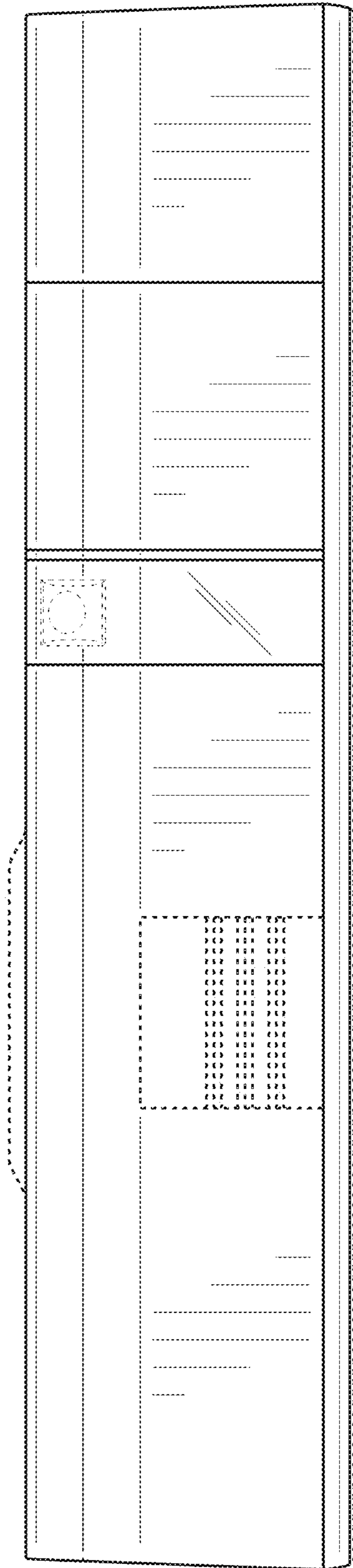


FIG. 6

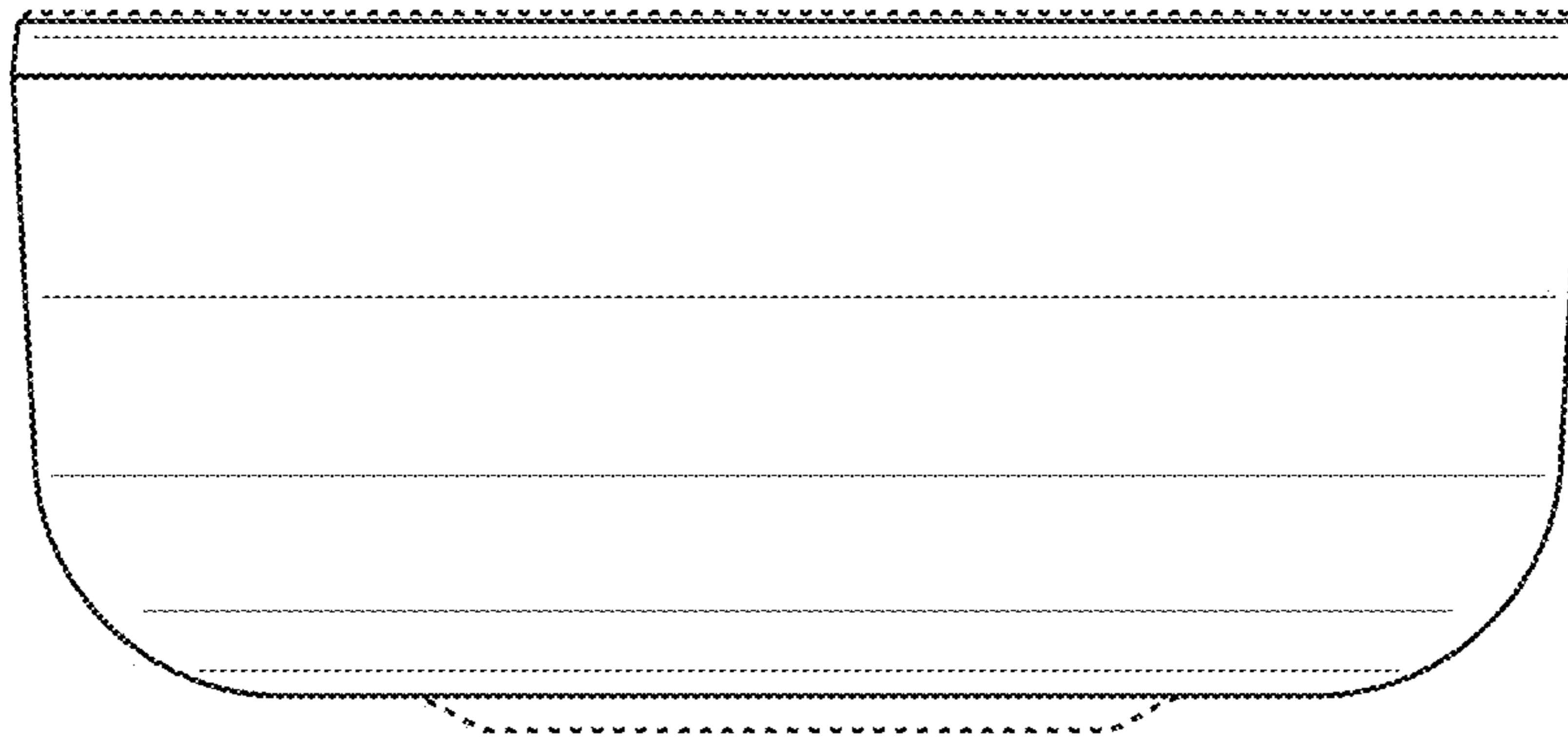


FIG. 7

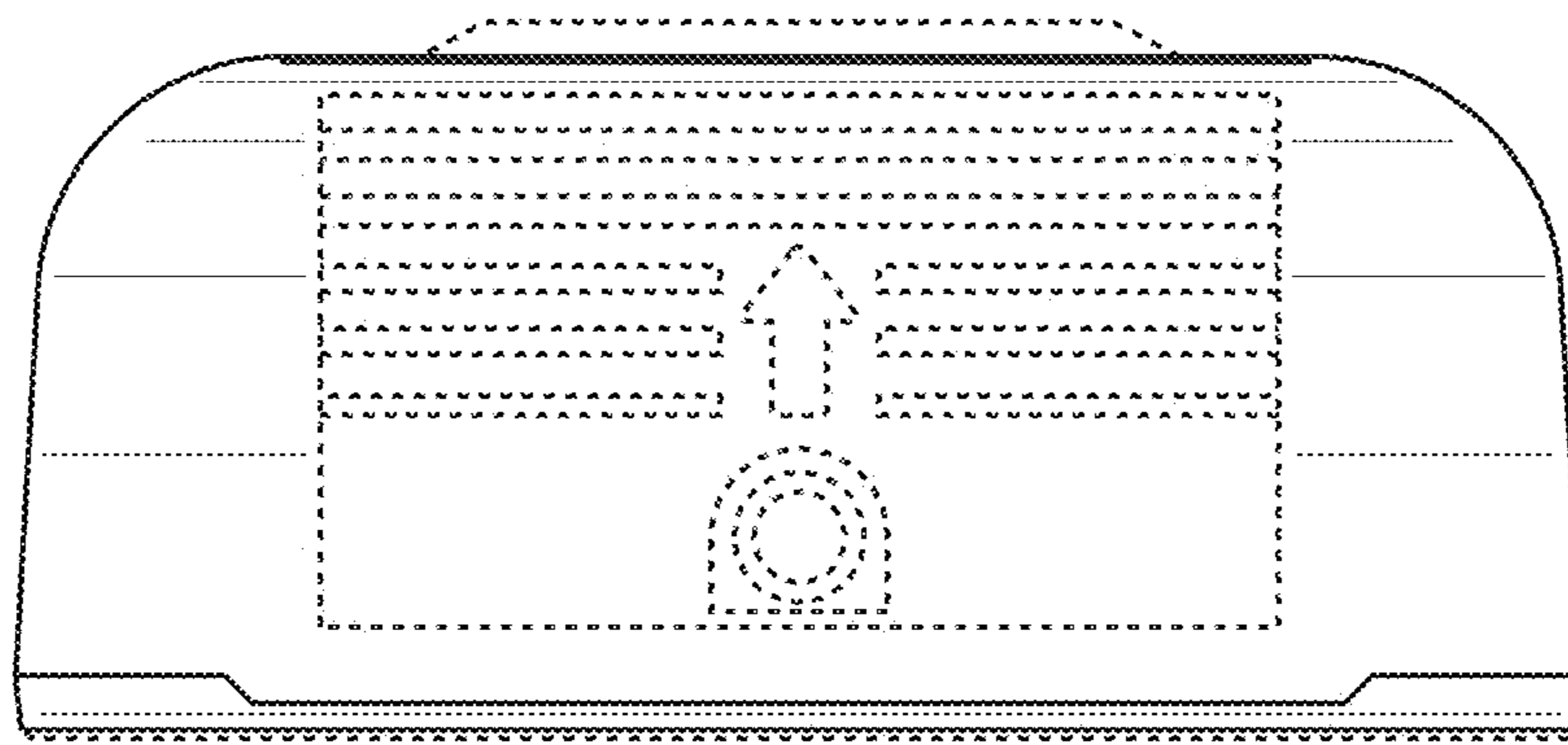


FIG. 8

UNITED STATES PATENT AND TRADEMARK OFFICE
CERTIFICATE OF CORRECTION

PATENT NO. : D926,066 S
APPLICATION NO. : 29/715429
DATED : July 27, 2021
INVENTOR(S) : Matthew J. England et al.

Page 1 of 1

It is certified that error appears in the above-identified patent and that said Letters Patent is hereby corrected as shown below:

On the Title Page

Column 1, item (72), change Alexey Krasnoschok to Oleksii Krasnoshchok

Signed and Sealed this
First Day of August, 2023



Katherine Kelly Vidal
Director of the United States Patent and Trademark Office