



US00D926065S

(12) **United States Design Patent** (10) **Patent No.:** **US D926,065 S**
Rixen et al. (45) **Date of Patent:** **** Jul. 27, 2021**

(54) **WARNING AND PROTECTION RAIL**
(71) Applicants: **Wolfgang Rixen**, Solingen (DE);
Gerrit Pies, Solingen (DE)
(72) Inventors: **Wolfgang Rixen**, Solingen (DE);
Gerrit Pies, Solingen (DE)

(**) Term: **15 Years**

(21) Appl. No.: **29/679,074**

(22) Filed: **Feb. 1, 2019**

(51) **LOC (13) Cl.** **10-05**

(52) **U.S. Cl.**
USPC **D10/109.1; D10/113.3**

(58) **Field of Classification Search**
USPC D25/38.1, 122, 119, 48.2; D8/382, 388;
D10/109.1, 113.4

CPC E04F 11/00
See application file for complete search history.

(56) **References Cited**

U.S. PATENT DOCUMENTS

D293,718 S *	1/1988	Poma	D25/122
D423,117 S *	4/2000	Chaney	D25/122
D428,156 S *	7/2000	Sjoholm	D25/38.1
D471,284 S *	3/2003	Heath	D25/38.1
D489,210 S *	5/2004	Goldberg	D25/119
D541,637 S *	5/2007	Heindl	D8/382
D543,287 S *	5/2007	Neuhofer, Jr.	D25/135
D550,863 S *	9/2007	Brabeck	D25/125
D551,775 S *	9/2007	McGinness	D25/135

D622,579 S *	8/2010	Heindl	D8/382
D661,813 S *	6/2012	Walker	D25/38.1
D664,669 S *	7/2012	Schoonover	D25/48.2
D669,769 S *	10/2012	Lapping	D8/377
D723,716 S *	3/2015	Imus	D25/121
D755,988 S *	5/2016	Walker	D25/38.1
D782,697 S *	3/2017	Bizzarri	E04F 11/1834 D25/38.1
D791,353 S *	7/2017	Singh	D25/119
D809,372 S *	2/2018	Palsgaard	D8/388
D846,373 S *	4/2019	Langle	D8/382
D873,438 S *	1/2020	Springborn	D25/38.1

* cited by examiner

Primary Examiner — George D. Kirschbaum

(74) *Attorney, Agent, or Firm* — Fishman Stewart PLLC

(57) **CLAIM**

The ornamental design for a warning and protection rail, as shown and described.

DESCRIPTION


The patent or application file contains at least one drawing executed in color. Copies of this patent or patent application publication with color drawings will be provided by the Office upon request and payment of the necessary fee.

FIG. 1 is a perspective view of a warning and protection rail;

FIG. 2 is a front perspective view of a warning and protection rail;

FIG. 3 is a top view of a warning and protection rail; and, FIG. 4 is a side view of a warning and protection rail.

1 Claim, 2 Drawing Sheets
(2 of 2 Drawing Sheet(s) Filed in Color)



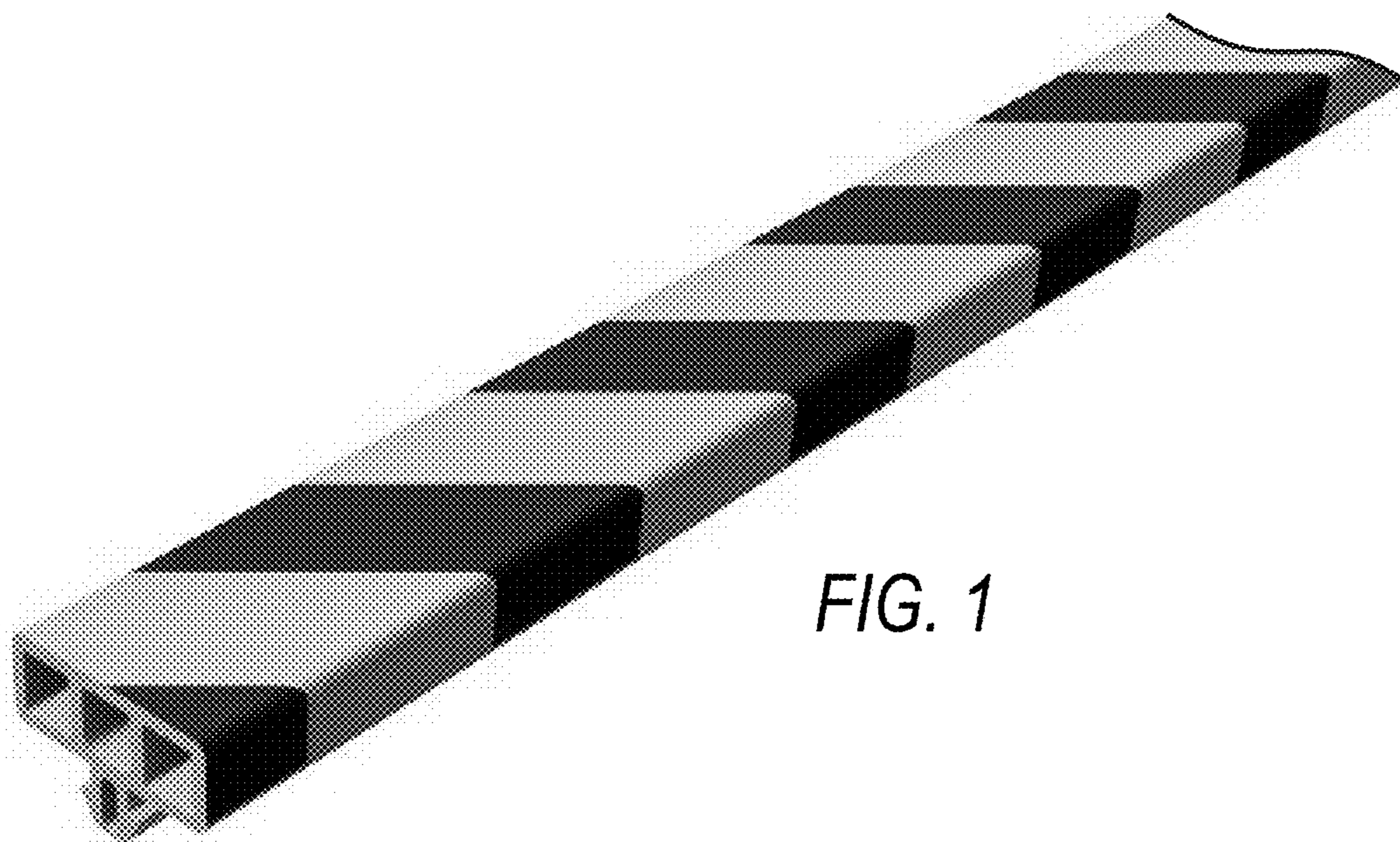


FIG. 1



FIG. 2




FIG. 3




FIG. 4