



US00D926051S

(12) **United States Design Patent**
Parvex

(10) **Patent No.:** **US D926,051 S**

(45) **Date of Patent:** **** Jul. 27, 2021**

(54) **WATCH**

(71) Applicant: **Van Cleef & Arpels SA,**
Villars-sur-Glane (CH)

(72) Inventor: **Isabelle Parvex,** Bagneux (FR)

(73) Assignee: **Van Cleef & Arpels SA,**
Villars-sur-Glane (CH)

(**) Term: **15 Years**

(21) Appl. No.: **29/711,477**

(22) Filed: **Oct. 31, 2019**

(51) **LOC (13) Cl.** **10-02**

(52) **U.S. Cl.**
USPC **D10/31; D11/2; D11/79**

(58) **Field of Classification Search**
USPC ... D10/30-39, 121-124, 126, 128, 131-132;
D11/2-7, 14, 16-17, 79-84, 93-94
CPC G04B 19/00; G04B 19/04; G04B 19/10;
G04B 19/103; G04B 19/106; G04B
19/12; G04B 19/223; G04B 19/283;
G04B 37/00; G04B 37/005; G04B
37/0041; G04B 39/002; G04B 39/004;
G04B 39/006; G04B 45/0069; G04B
45/0076; G04B 37/1486; G04G 19/06;
A44C 5/00; A44C 5/0007; A44C 5/0053;
A44C 5/0084; A44C 5/12; A44C 5/14;
A44C 5/00147

See application file for complete search history.

(56) **References Cited**

U.S. PATENT DOCUMENTS

D137,030 S *	1/1944	Rubel	D11/7
D147,827 S *	11/1947	Zimet	D10/32
D250,698 S *	1/1979	Perrin	D10/131
D250,939 S *	1/1979	Barr	D11/121
D265,639 S *	8/1982	Barr	D11/17

D367,829 S *	3/1996	Takigawa	D10/132
D386,107 S *	11/1997	Alcott	D11/81
D417,236 S *	11/1999	Burrus	D10/31
D476,907 S *	7/2003	Calvani	D10/32
D484,066 S *	12/2003	Ambar	D11/76
D541,182 S *	4/2007	Hegi	D10/38
D569,278 S *	5/2008	Rabassa	D10/39
D627,240 S *	11/2010	Strasser	D10/30
D632,591 S *	2/2011	Thevenaz	D10/32
D639,689 S *	6/2011	Parvex	D11/3
D640,157 S *	6/2011	Parvex	D11/3
D684,084 S *	6/2013	Bulgari	D11/7
D689,787 S *	9/2013	Parvex	D11/16
D787,344 S *	5/2017	Ducas	D10/30
D807,775 S *	1/2018	Parvex	D11/84
D808,848 S *	1/2018	Parvex	D11/27
D820,141 S *	6/2018	Korhammer	D11/4
D824,784 S *	8/2018	Michele	D10/34
D849,588 S *	5/2019	Sivriere	D11/79
D851,503 S *	6/2019	Dominguez	D10/30

(Continued)

Primary Examiner — Katherine Glennon

(74) *Attorney, Agent, or Firm* — Taft Stettinius & Hollister LLP

(57) **CLAIM**

The ornamental design for a watch, as shown and described.

DESCRIPTION

FIG. 1 is a front elevational view of a watch showing my new design, shown with a front cover in a closed position; FIG. 2 is a back elevational view thereof; FIG. 3 is a top plan view thereof; FIG. 4 is a bottom plan view thereof; FIG. 5 is a right side elevational view thereof; FIG. 6 is a left side elevational view thereof; FIG. 7 is a front, right side perspective view thereof; FIG. 8 is a back, right side perspective view thereof; and, FIG. 9 is a front, right side perspective view of the watch, shown with the front cover in an alternate, open position.

1 Claim, 9 Drawing Sheets



(56)

References Cited

U.S. PATENT DOCUMENTS

D860,822 S * 9/2019 Bove D10/39
D861,505 S * 10/2019 Nashimoto D10/32
D867,166 S * 11/2019 Cabral D10/39
D872,616 S * 1/2020 Parvex D11/4
D872,617 S * 1/2020 Parvex D11/4
D879,647 S * 3/2020 Parvex D11/4
D900,664 S * 11/2020 Gad D11/79
D906,153 S * 12/2020 Ducas D11/14
2018/0199680 A1 * 7/2018 Barouch A44C 25/007

* cited by examiner

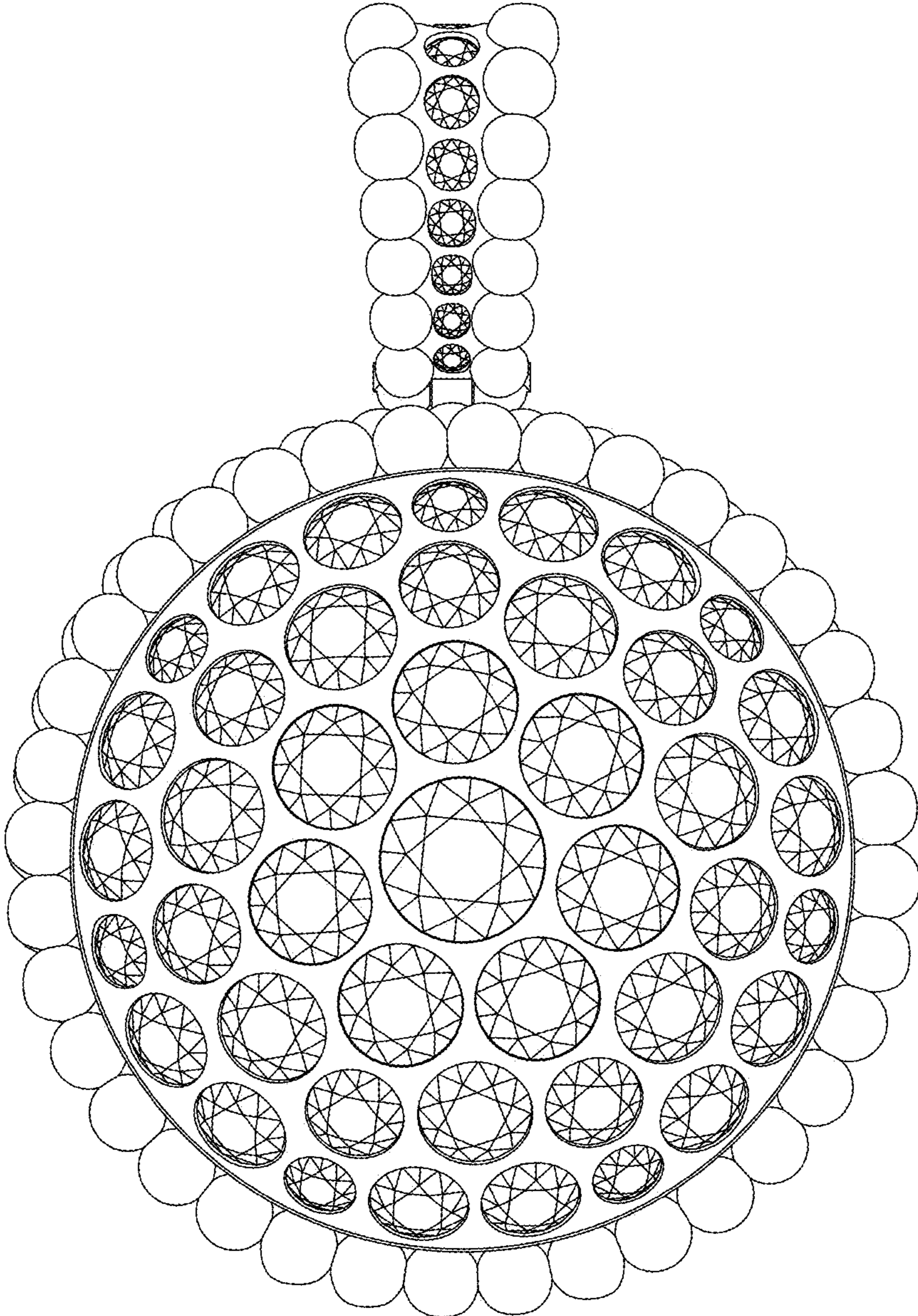


Fig. 1




Fig. 2

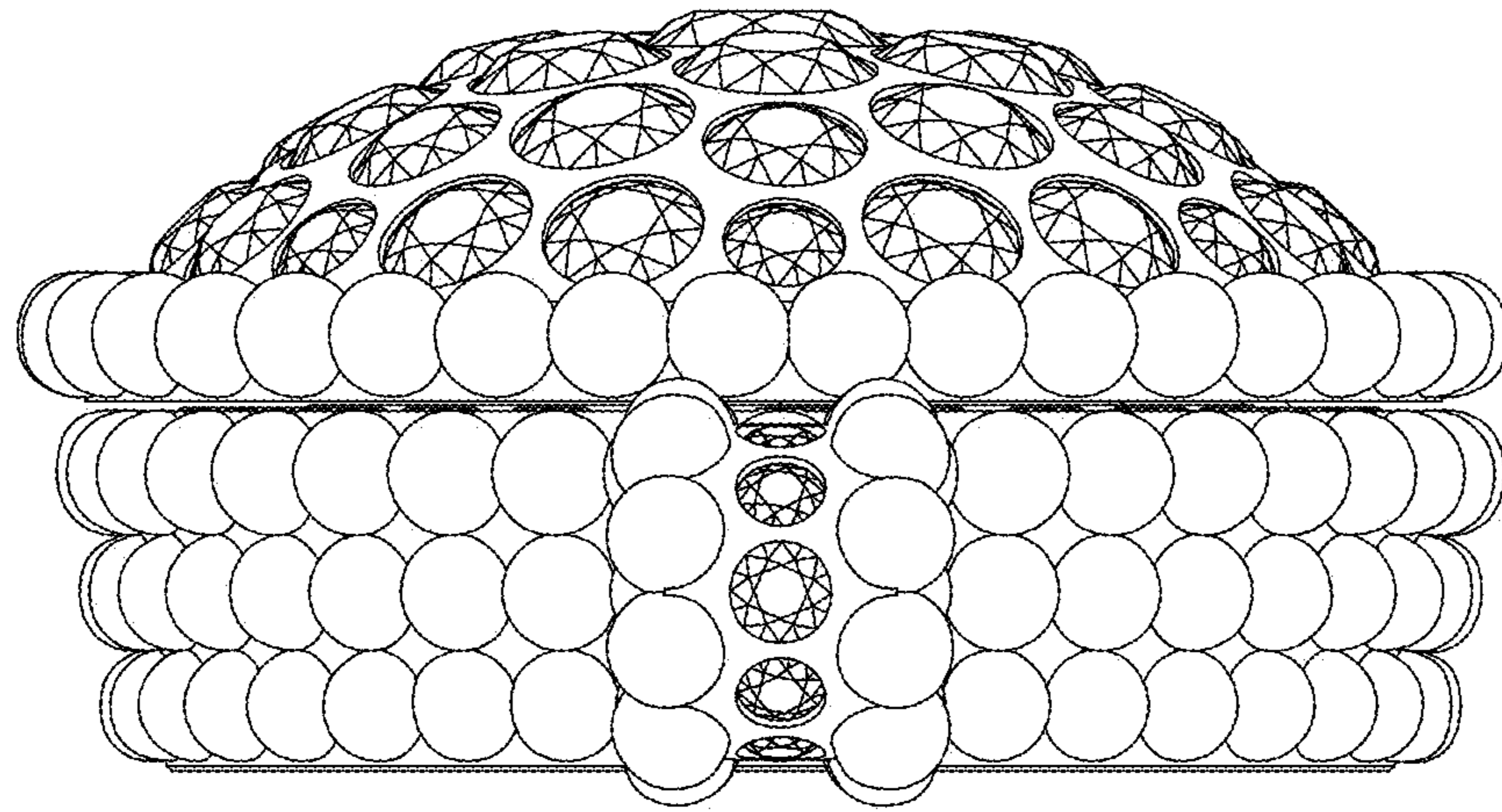


Fig. 3

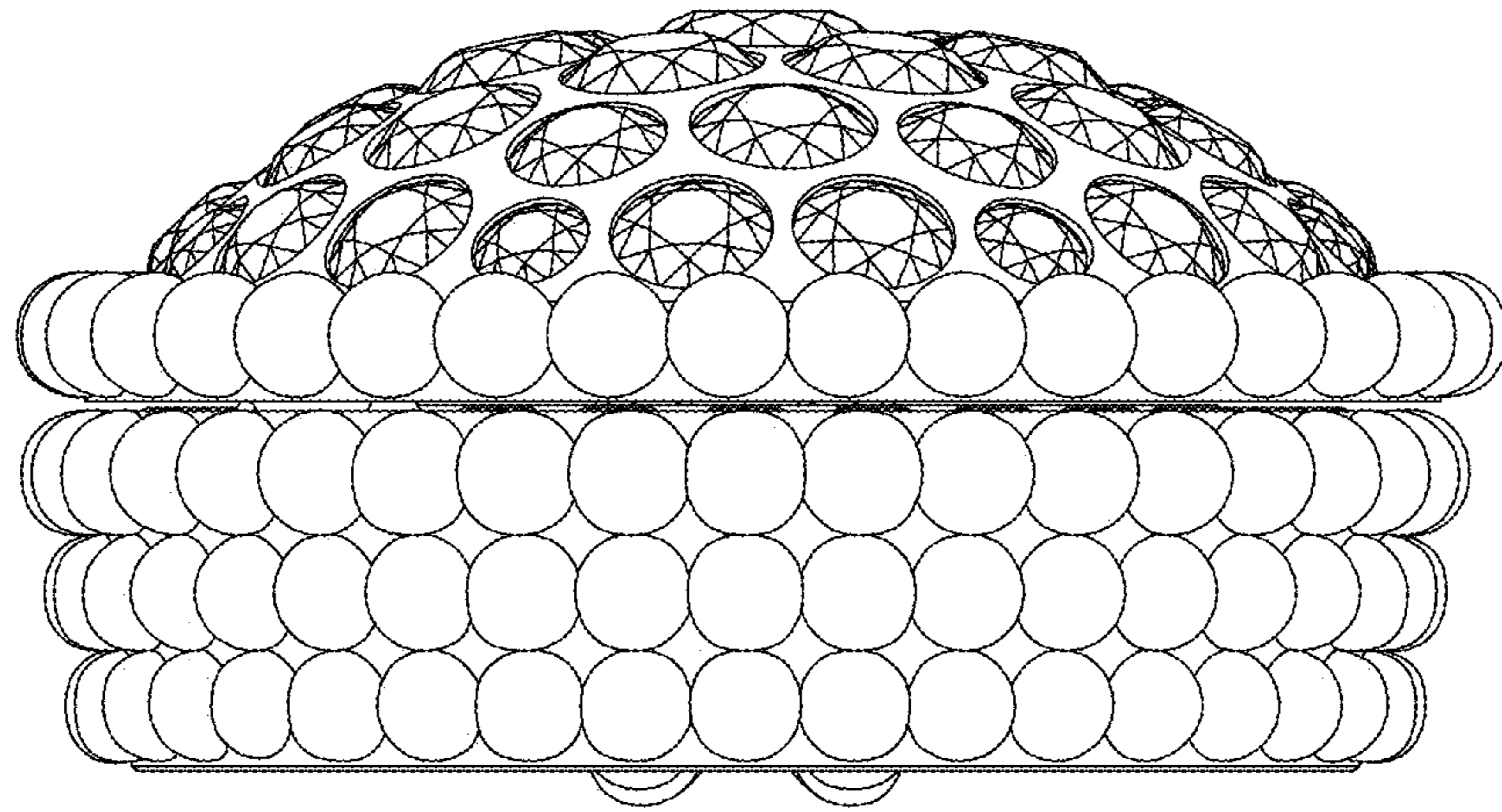


Fig. 4

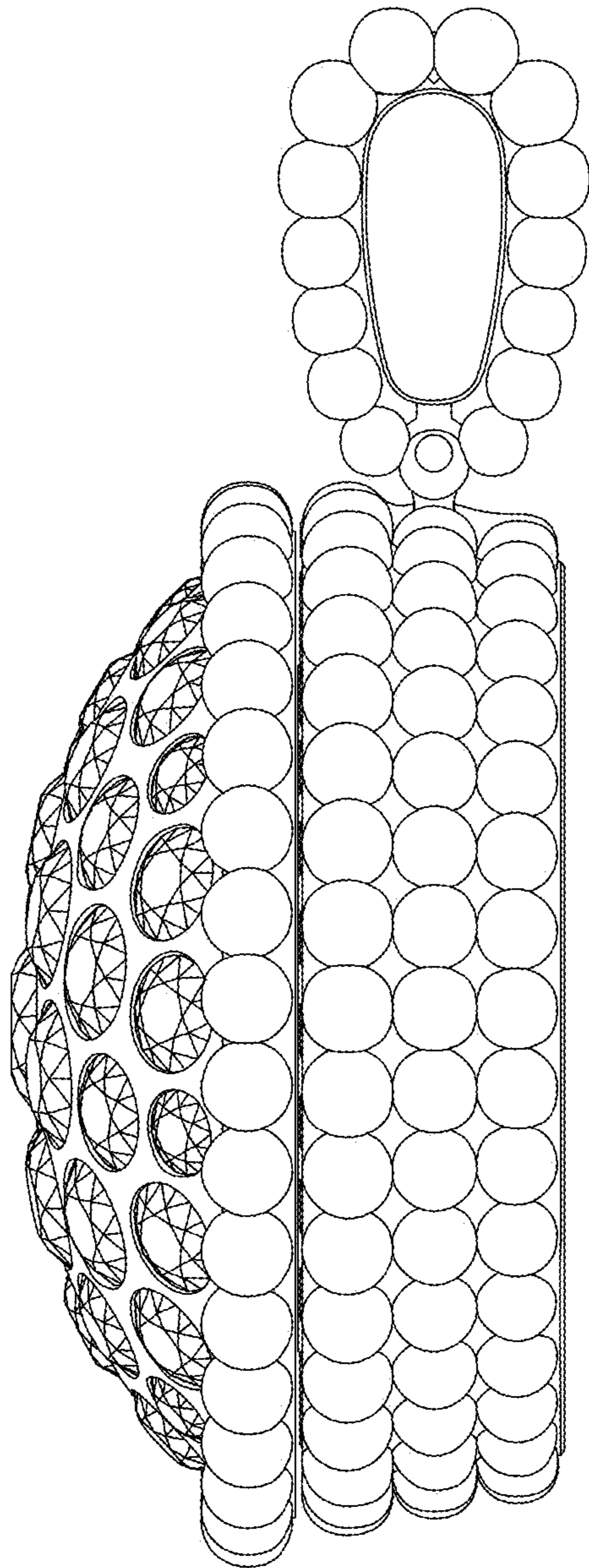


Fig. 5

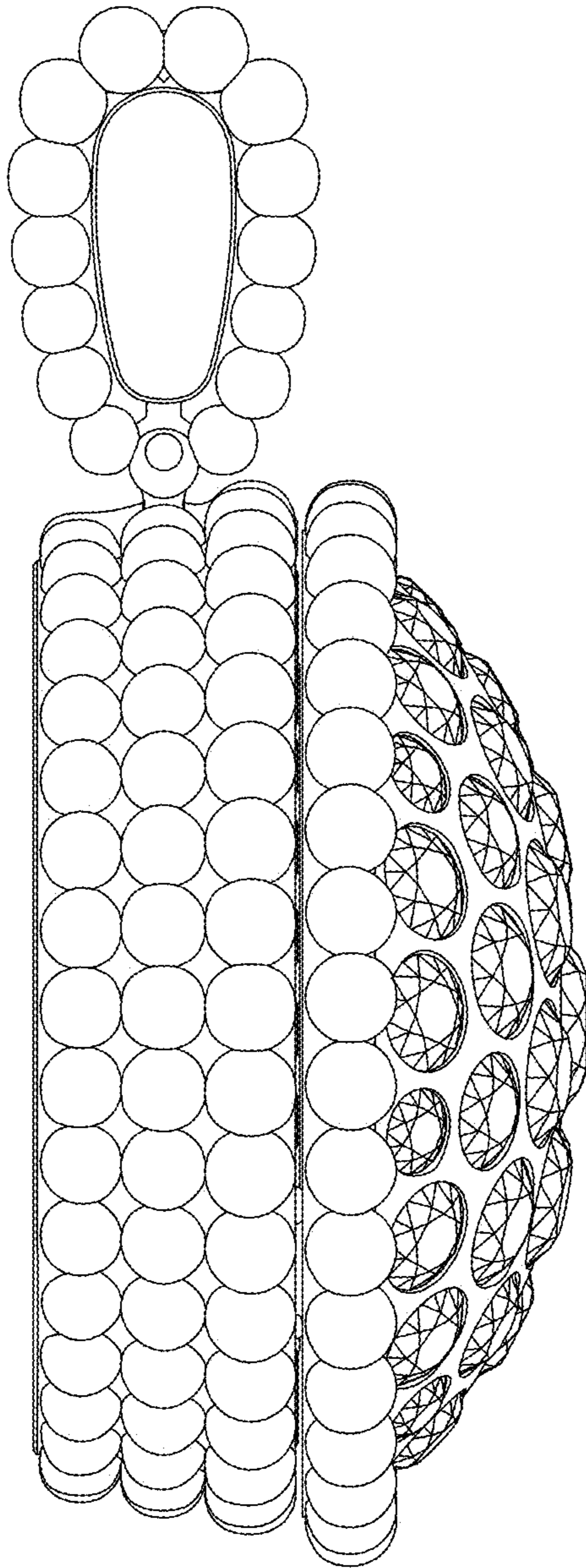


Fig. 6




Fig. 7

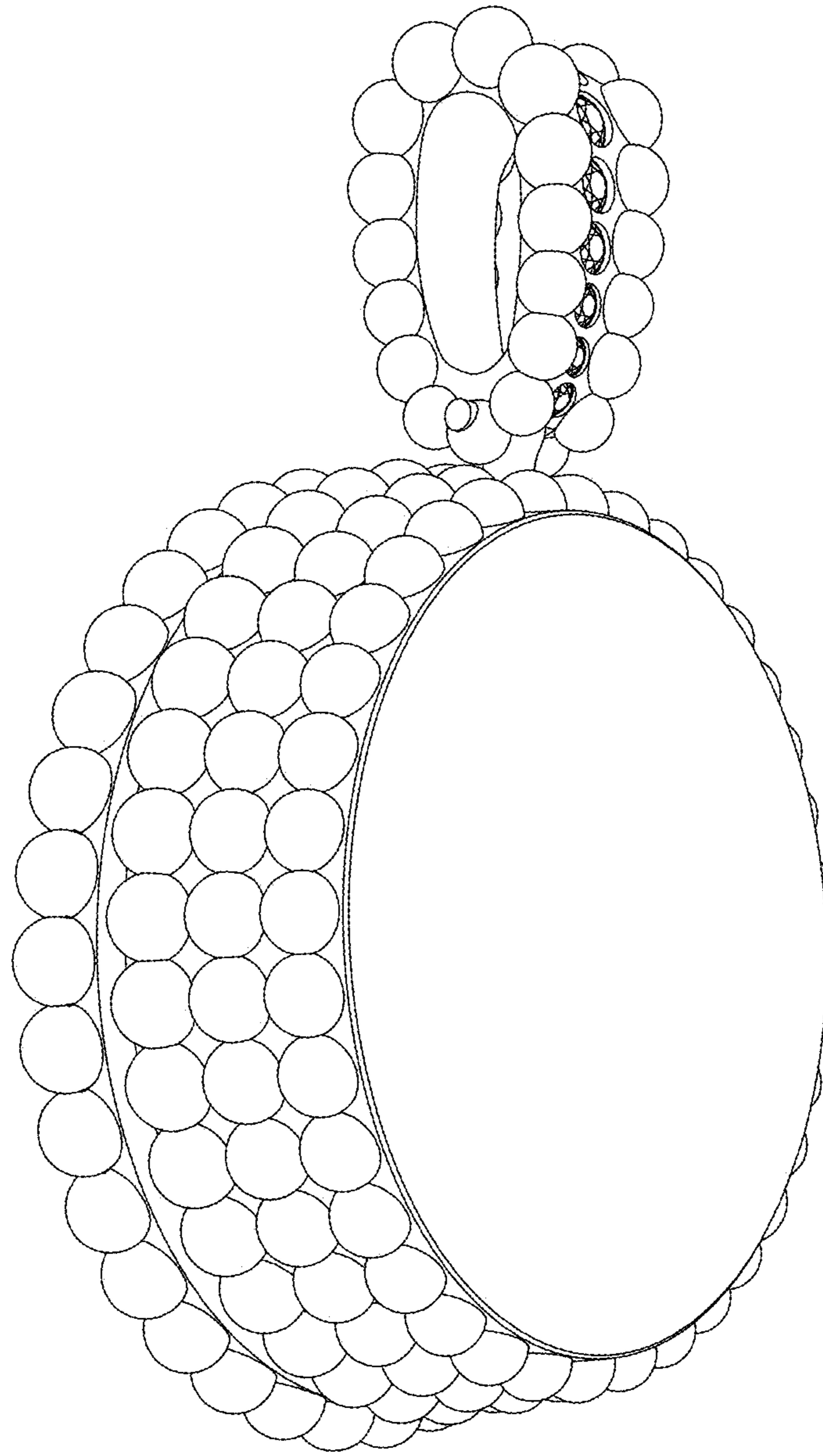


Fig. 8




Fig. 9