



US00D926043S

(12) **United States Design Patent** (10) **Patent No.:** **US D926,043 S**
Atkins (45) **Date of Patent:** **** Jul. 27, 2021**

- (54) **BOTTLE**
- (71) Applicant: **DELIVERING HAPPINESS LIMITED**, London (GB)
- (72) Inventor: **James Atkins**, London (GB)
- (73) Assignee: **DELIVERING HAPPINESS LIMITED**, London (GB)
- (**) Term: **15 Years**
- (21) Appl. No.: **29/739,991**
- (22) Filed: **Jun. 30, 2020**

Related U.S. Application Data

- (60) Continuation of application No. 29/679,735, filed on Feb. 8, 2019, now Pat. No. Des. 889,271, which is a division of application No. 35/503,287, filed on May 26, 2017 (U.S. filing date under 35 U.S.C. 384), and having an international filing date of May 26, 2017, now Pat. No. Des. 845,138.

Foreign Application Priority Data

- (30)

Nov. 27, 2016	(GB)	6003563
Nov. 27, 2016	(GB)	6003565
Nov. 27, 2016	(GB)	6003571
Nov. 27, 2016	(GB)	6003573
Nov. 27, 2016	(GB)	6003575
Nov. 27, 2016	(GB)	6003577
Nov. 27, 2016	(GB)	6003579
Nov. 27, 2016	(GB)	6003581
- (51) **LOC (13) Cl.** **09-01**
- (52) **U.S. Cl.**
USPC **D9/558; D9/571; D9/545**

- (58) **Field of Classification Search**
USPC D9/500, 502, 503, 504, 505, 516, 544,
D9/545, 549, 551, 552, 553, 571, 600,
D9/682, 688-691
CPC B65D 1/00; B65D 1/02; B65D 1/0223;
B65D 1/40; B65D 23/00; B65D 23/12;
B65D 23/14
See application file for complete search history.

(56) **References Cited**

U.S. PATENT DOCUMENTS

D309,714 S *	8/1990	Biesecker	D9/542
D340,864 S *	11/1993	De Rothschild	D9/522
D367,010 S *	2/1996	Moore	D9/542
D382,808 S *	8/1997	Fenton	D9/522
D495,609 S	9/2004	Wurster	
D585,755 S	2/2009	Dodge et al.	
D655,172 S	3/2012	Brooks et al.	

(Continued)

Primary Examiner — Bao-Yen T Nguyen

(74) *Attorney, Agent, or Firm* — Jacob M. Ward; Ward Law Office LLC

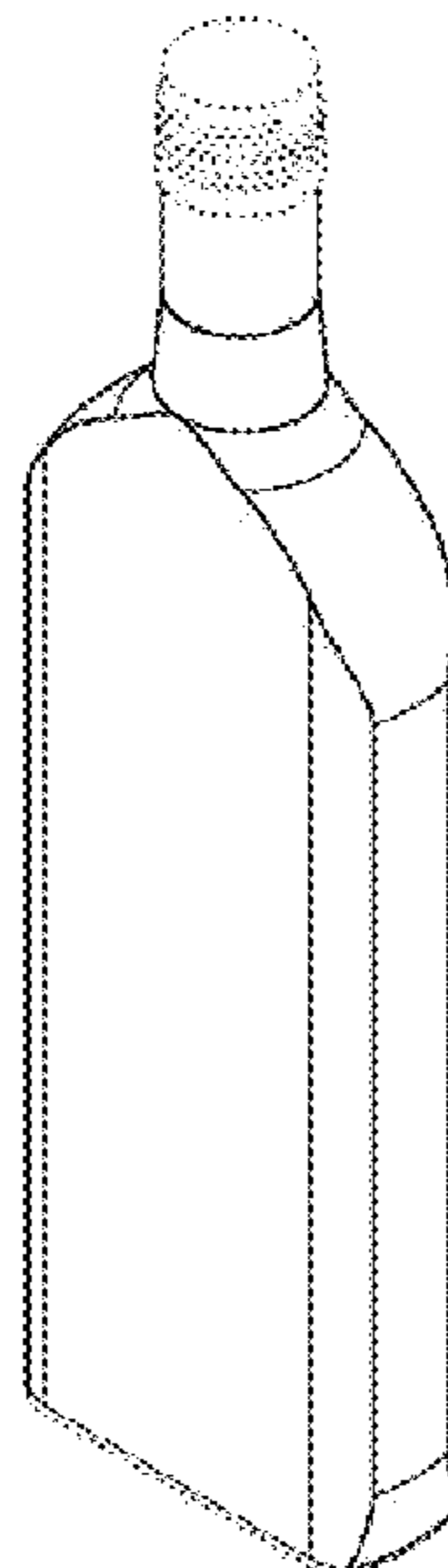
(57) **CLAIM**

The ornamental design for a bottle, as shown and described.

DESCRIPTION

FIG. 1 is a top perspective view of a bottle;
 FIG. 2 is a front elevational view of the bottle shown in FIG. 1;
 FIG. 3 is a right side elevational bottom plan view thereof;
 FIG. 4 is a top plan view thereof; and,
 FIG. 5 is a bottom plan view thereof.
 A rear elevational view is not shown because it is a mirror image of the front elevational view shown in FIG. 2. A left side elevational view is not shown because it is a mirror image of the right side elevational view shown in FIG. 3. The broken lines shown in the drawings are for the purpose of illustrating portions of the bottle and form no part of the claimed design.

1 Claim, 5 Drawing Sheets



(56)

References Cited

U.S. PATENT DOCUMENTS

D740,125 S 10/2015 Kuzma et al.
D756,795 S 5/2016 Maillet et al.
D775,530 S * 1/2017 Gayner D9/563
D781,712 S 3/2017 Ecabert et al.
D784,155 S 4/2017 De Baschmakoff
D792,231 S 7/2017 Thompson
D799,330 S * 10/2017 Burgbacher D9/542
D807,757 S 1/2018 Feletto
D811,223 S 2/2018 Lauret
D814,862 S 4/2018 Sullivan et al.
D815,543 S 4/2018 Mazzer et al.
D815,946 S 4/2018 Thompson et al.
D821,148 S 6/2018 Sibbert
D825,340 S 8/2018 Halloran et al.
D825,914 S * 8/2018 Dent D3/202
D826,058 S 8/2018 Pel et al.
D826,060 S 8/2018 Pel et al.
D826,722 S 8/2018 Mahajan et al.
D827,445 S 9/2018 Jack et al.
D830,186 S * 10/2018 Thompson D9/558
D839,101 S 1/2019 Jack et al.
D845,138 S 4/2019 Atkins
D852,051 S 6/2019 Jack et al.
D881,705 S * 4/2020 Jack D9/516
D889,271 S 7/2020 Atkins
2014/0147559 A1 5/2014 Aidan
2016/0001924 A1 1/2016 Liu
2016/0214070 A1 7/2016 Stevenson et al.
2017/0021992 A1 1/2017 Perrulli et al.

* cited by examiner

FIG. 1

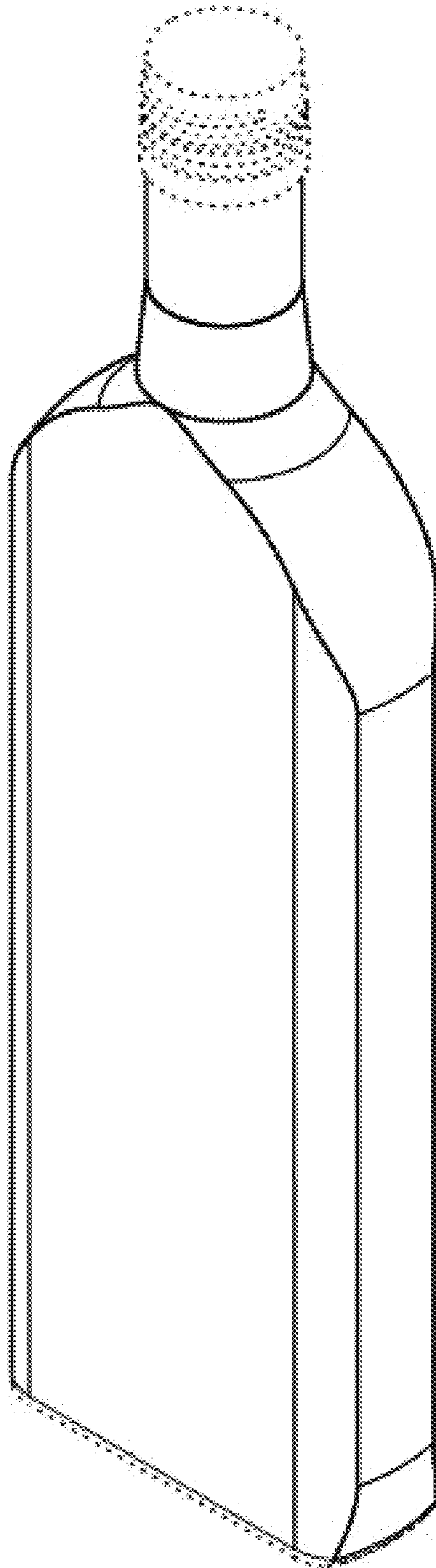


FIG. 2

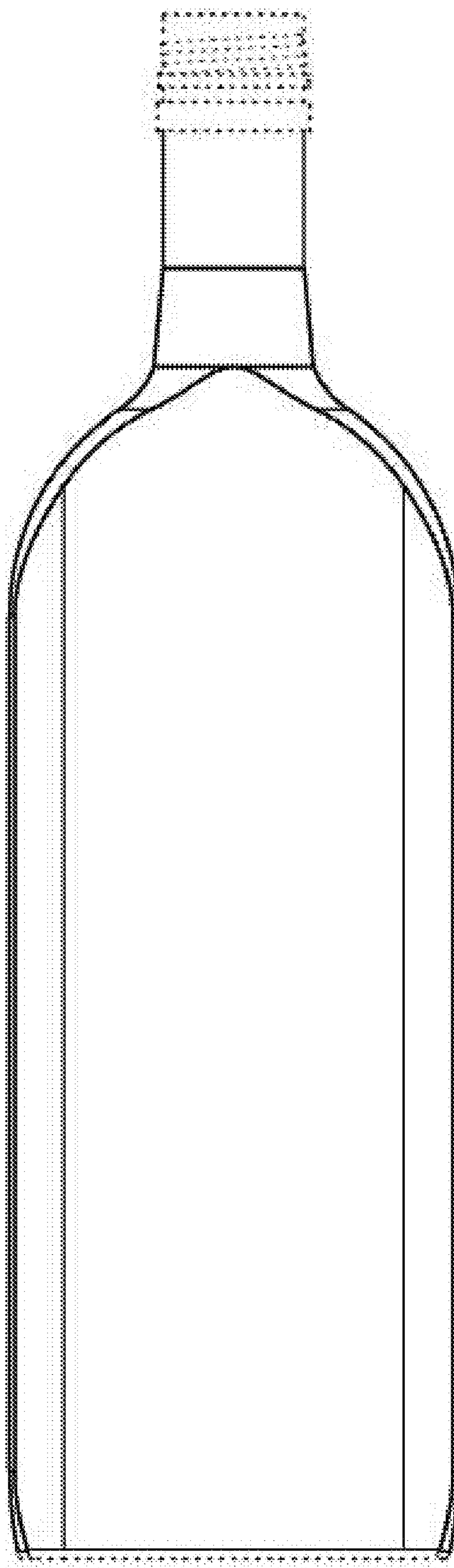



FIG. 3



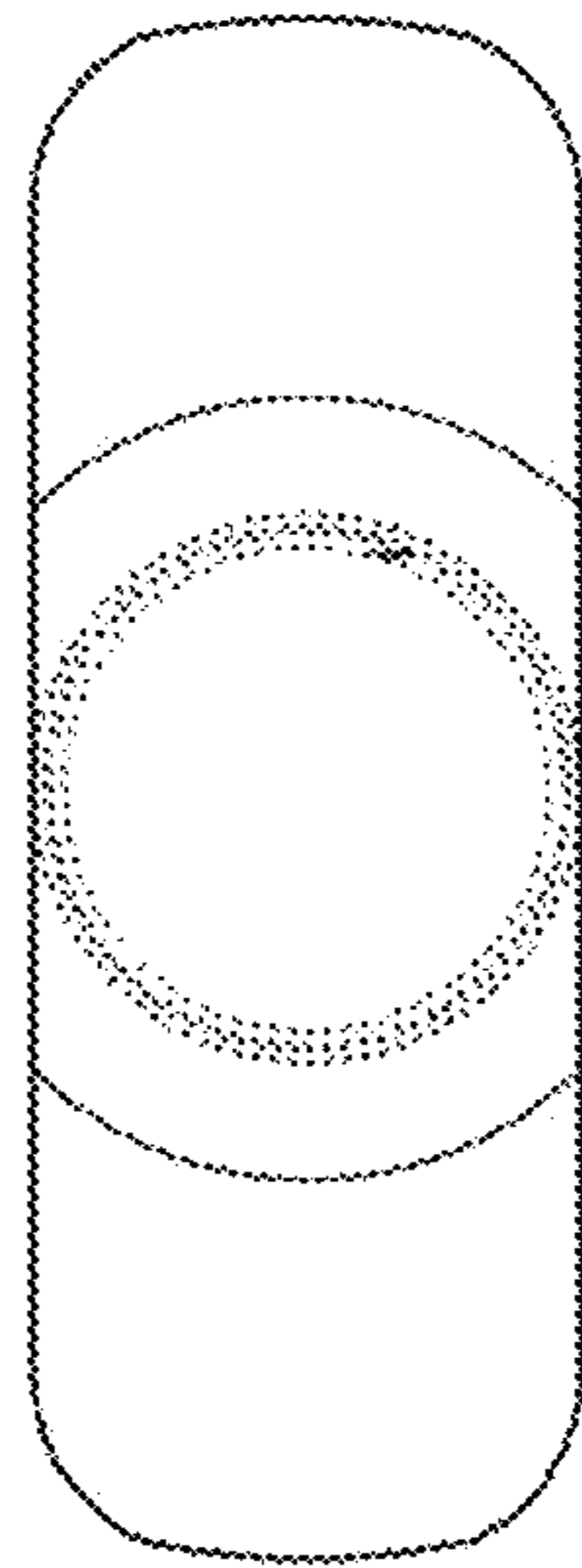


FIG. 4




FIG. 5