



US00D925954S

(12) **United States Design Patent**
Zheng

(10) **Patent No.:** **US D925,954 S**

(45) **Date of Patent:** **** Jul. 27, 2021**

(54) **RACK**

(71) Applicant: **Jianye Zheng**, Shenzhen (CN)

(72) Inventor: **Jianye Zheng**, Shenzhen (CN)

(**) Term: **15 Years**

(21) Appl. No.: **29/780,271**

(22) Filed: **Apr. 23, 2021**

(51) **LOC (13) Cl.** **06-06**

(52) **U.S. Cl.**
USPC **D6/675**

(58) **Field of Classification Search**
USPC D6/672, 675, 675.1, 675.3, 675.4, 705
CPC A47F 5/0018; A47F 5/0081; A47B 55/00;
A47B 63/00

See application file for complete search history.

(56) **References Cited**

U.S. PATENT DOCUMENTS

- 3,164,254 A * 1/1965 Gorc B43M 99/00
211/42
- D234,994 S * 4/1975 Stiene D6/683
- D252,966 S * 9/1979 Cohen D6/407
- D341,500 S * 11/1993 Klein D6/407
- 5,421,467 A * 6/1995 Dittborn A47B 57/04
108/6
- D361,453 S * 8/1995 Sussman D6/675.1
- D399,366 S * 10/1998 Stravitz D6/407

- D416,322 S * 11/1999 Suher D23/410
- D510,315 S * 10/2005 Shugar D13/102
- D783,307 S * 4/2017 Kuo D6/549
- D830,087 S * 10/2018 Greenspon D6/675
- D882,306 S * 4/2020 Chiang D6/675.3
- D907,945 S 1/2021 Chiang
- D912,447 S * 3/2021 Wang D6/681

* cited by examiner

Primary Examiner — Kelley A Donnelly

(74) *Attorney, Agent, or Firm* — Justin Lampel

(57) **CLAIM**

The ornamental design for a rack, as shown and described.

DESCRIPTION

FIG. 1 is a perspective view of a rack showing the claimed design;

FIG. 2 is a top plan view thereof;

FIG. 3 is a left side view thereof;

FIG. 4 is a front elevational view thereof;

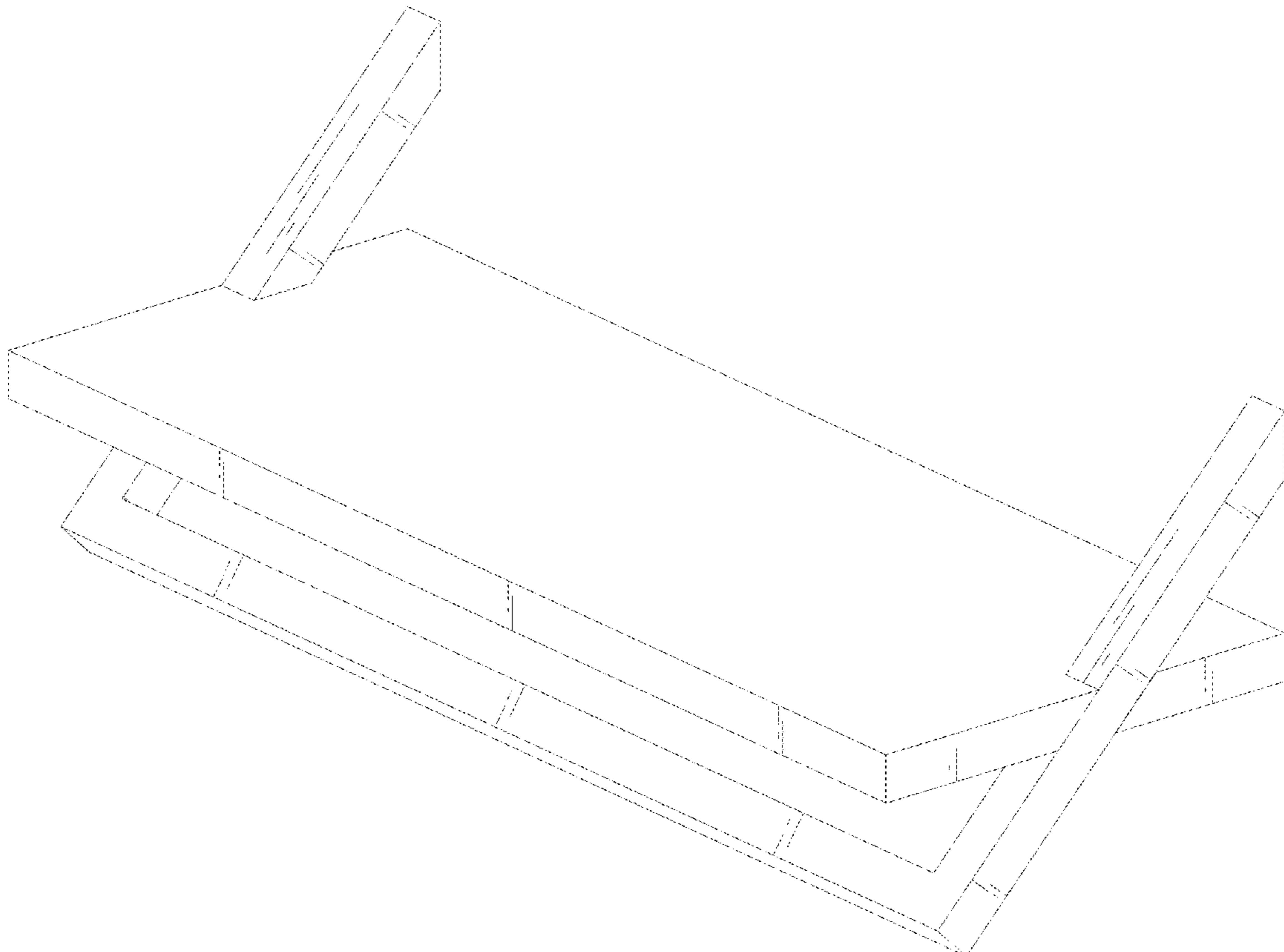
FIG. 5 is a right side view thereof;

FIG. 6 is a rear elevational view thereof; and,

FIG. 7 is a bottom plan view thereof.

The broken lines illustrate portions of the rack that form no part of the claimed design.

1 Claim, 7 Drawing Sheets



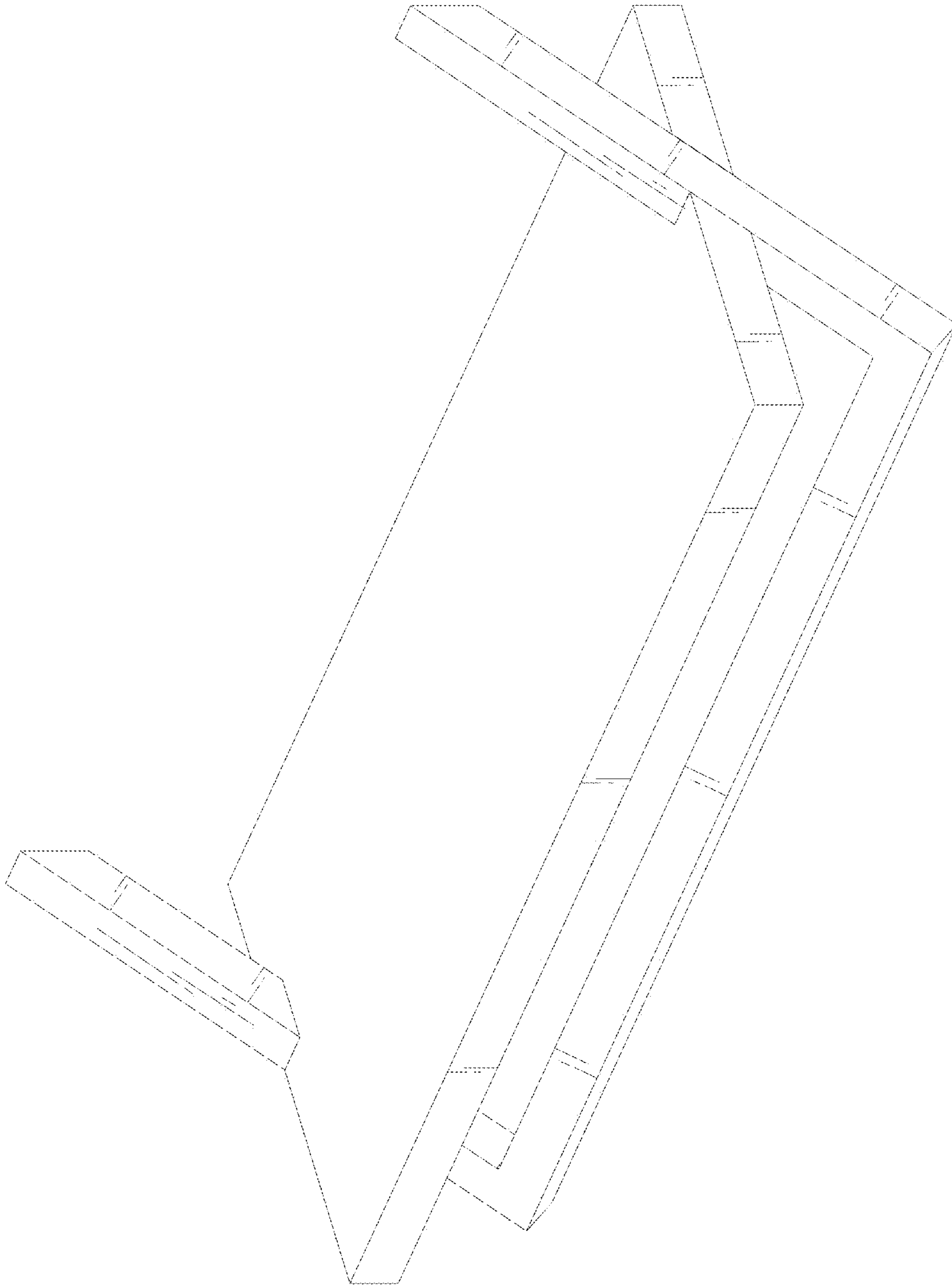


FIG. 1




FIG. 2

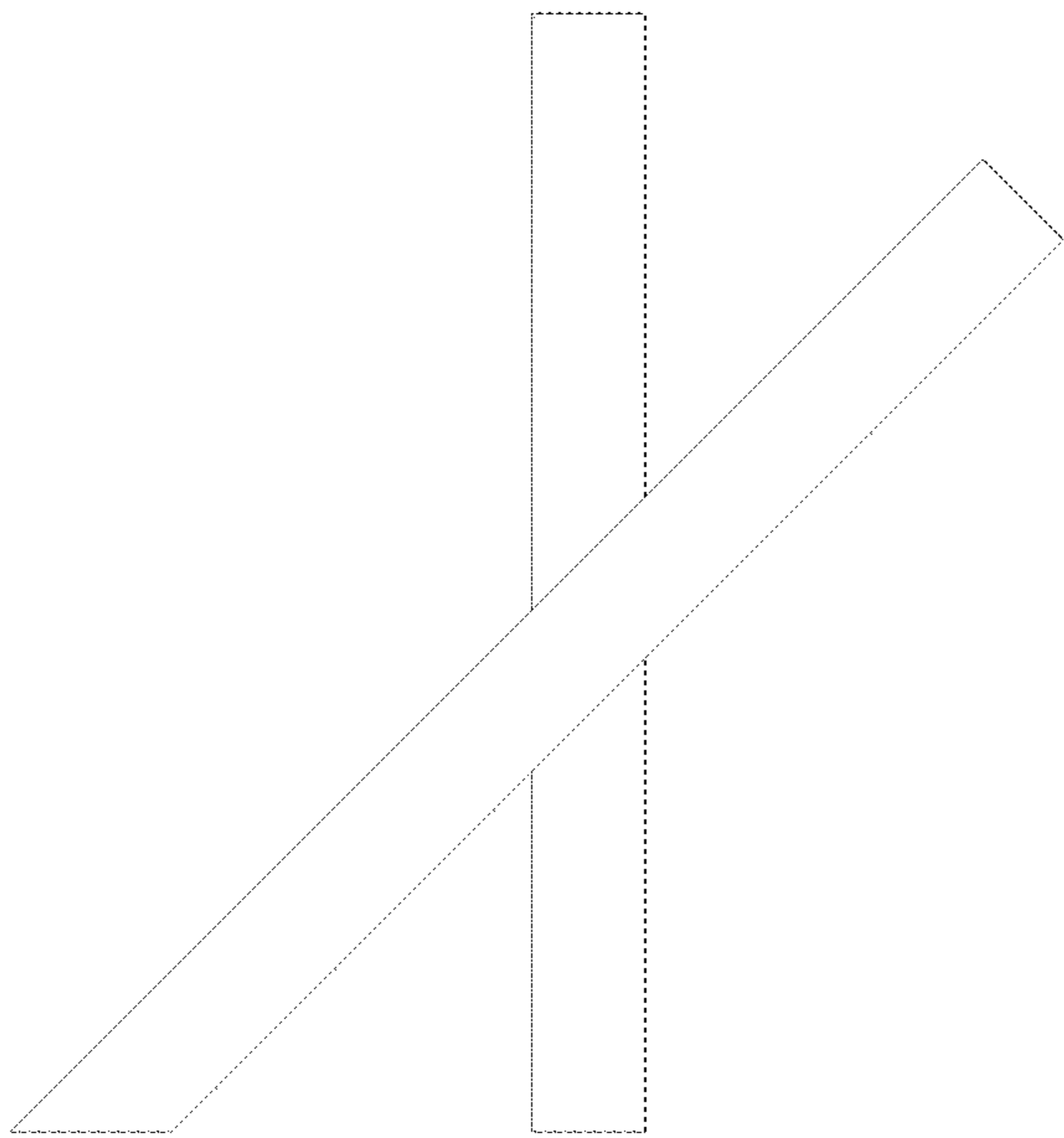


FIG. 3




FIG. 4

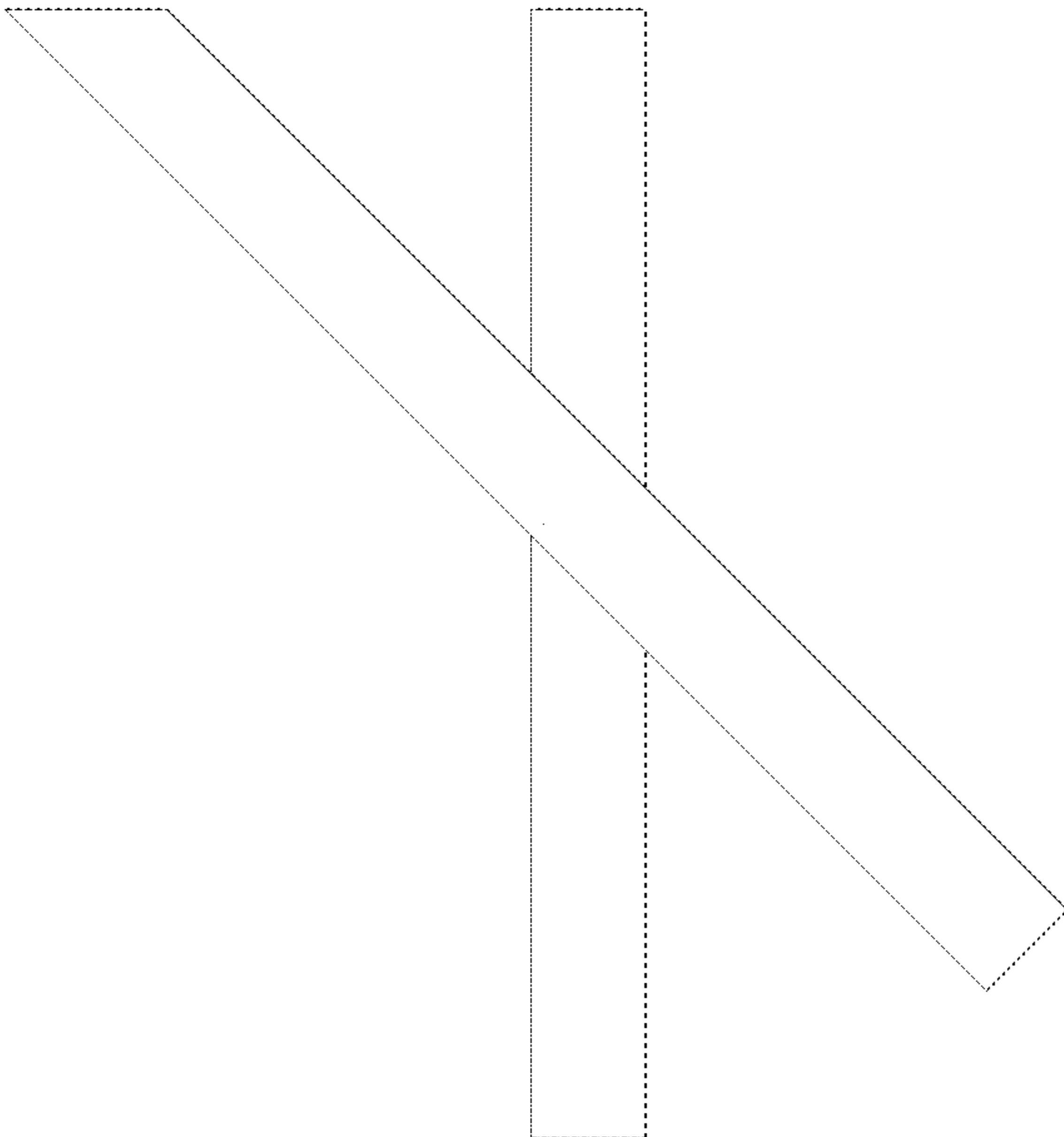


FIG. 5




FIG. 6




FIG. 7