



US00D925943S

(12) **United States Design Patent** (10) **Patent No.:** **US D925,943 S**  
**Wu** (45) **Date of Patent:** **\*\* Jul. 27, 2021**

(54) **CHAIR**  
(71) Applicant: **Linhai Baocheng Cafts Co., Ltd.**,  
Linhai (CN)  
(72) Inventor: **Jun Wu**, Linhai (CN)  
(73) Assignee: **Linhai Baocheng Cafts Co., Ltd.**,  
Linhai (CN)  
(\*\*) Term: **15 Years**  
(21) Appl. No.: **29/717,512**  
(22) Filed: **Dec. 18, 2019**  
(30) **Foreign Application Priority Data**  
Jul. 29, 2019 (CN) ..... 201930405315.8  
(51) **LOC (13) Cl.** ..... **06-01**  
(52) **U.S. Cl.**  
USPC ..... **D6/379**  
(58) **Field of Classification Search**  
USPC ..... D6/333, 334, 341, 348, 349, 350, 352,  
D6/353, 360, 364, 369, 370, 371, 373,  
D6/374, 375, 376, 377, 379, 380, 390,  
D6/677, 692, 700, 708, 708.16, 716  
CPC ..... A47C 3/021; A47C 31/11; A47C 4/00;  
A47K 13/00; B60N 2/14  
See application file for complete search history.

(56) **References Cited**  
U.S. PATENT DOCUMENTS  
D165,914 S \* 2/1952 Grundy ..... D6/379  
3,019,051 A \* 1/1962 Nugent ..... A47C 31/11  
297/218.1  
D234,989 S \* 4/1975 Lopez-Benitez ..... D6/379

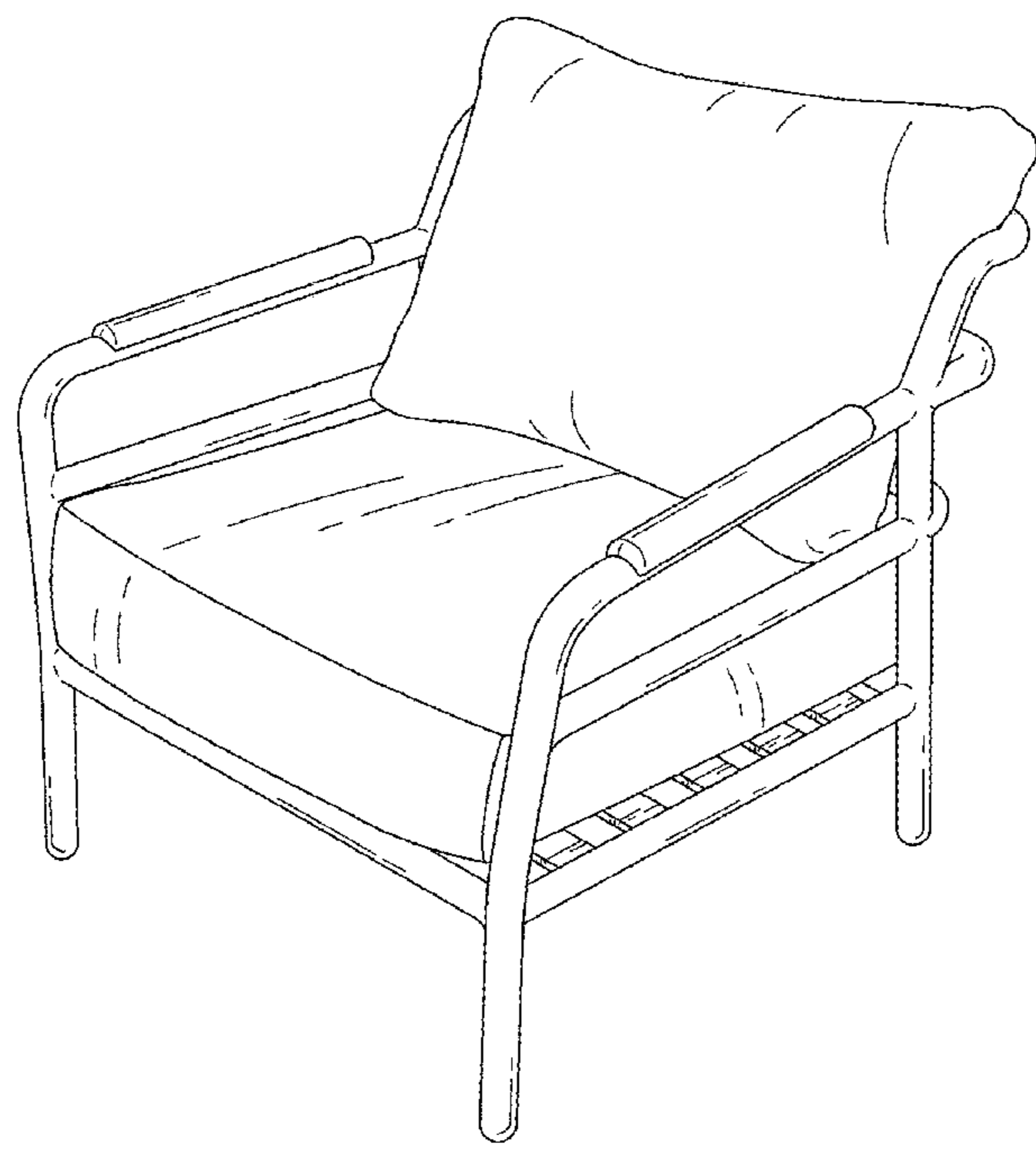
D241,290 S \* 9/1976 Walker ..... D6/369  
D260,950 S \* 9/1981 Aulenti ..... D6/379  
D280,683 S \* 9/1985 Parker ..... D6/370  
4,545,615 A \* 10/1985 Kane ..... A47C 5/06  
297/287  
D333,750 S \* 3/1993 Hess ..... D6/372  
D431,930 S \* 10/2000 Culler ..... D6/379  
D486,663 S \* 2/2004 Weaver ..... D6/370  
D495,512 S \* 9/2004 Diaz-Azcuy ..... D6/369  
D512,844 S \* 12/2005 Suzuki ..... D6/369  
D657,584 S \* 4/2012 Nigro ..... D6/370  
D859,023 S \* 9/2019 Losing ..... D6/378  
D899,127 S \* 10/2020 Slettvoll ..... D6/374  
2012/0212019 A1 \* 8/2012 Rodriguez ..... A47C 31/11  
297/219.1  
2013/0119740 A1 \* 5/2013 Zhu ..... A47C 4/286  
297/452.18  
2015/0082526 A1 \* 3/2015 Grudzinski ..... A47K 11/04  
4/239  
2018/0111512 A1 \* 4/2018 Vandebout ..... B60N 2/24  
2020/0288876 A1 \* 9/2020 Song ..... A47C 31/00  
2020/0390242 A1 \* 12/2020 Chen ..... A47C 4/283

\* cited by examiner  
*Primary Examiner* — Kevin K Rudzinski  
*Assistant Examiner* — Paul D Bohannon

(57) **CLAIM**  
The ornamental design for a chair, as shown and described.

**DESCRIPTION**  
FIG. 1 is a perspective view of a chair showing my new design;  
FIG. 2 is a front elevational view thereof;  
FIG. 3 is a rear devotional view thereof;  
FIG. 4 is a left side elevational view thereof;  
FIG. 5 is a right side elevational view thereof; and,  
FIG. 6 is a top plan view thereof.

**1 Claim, 6 Drawing Sheets**



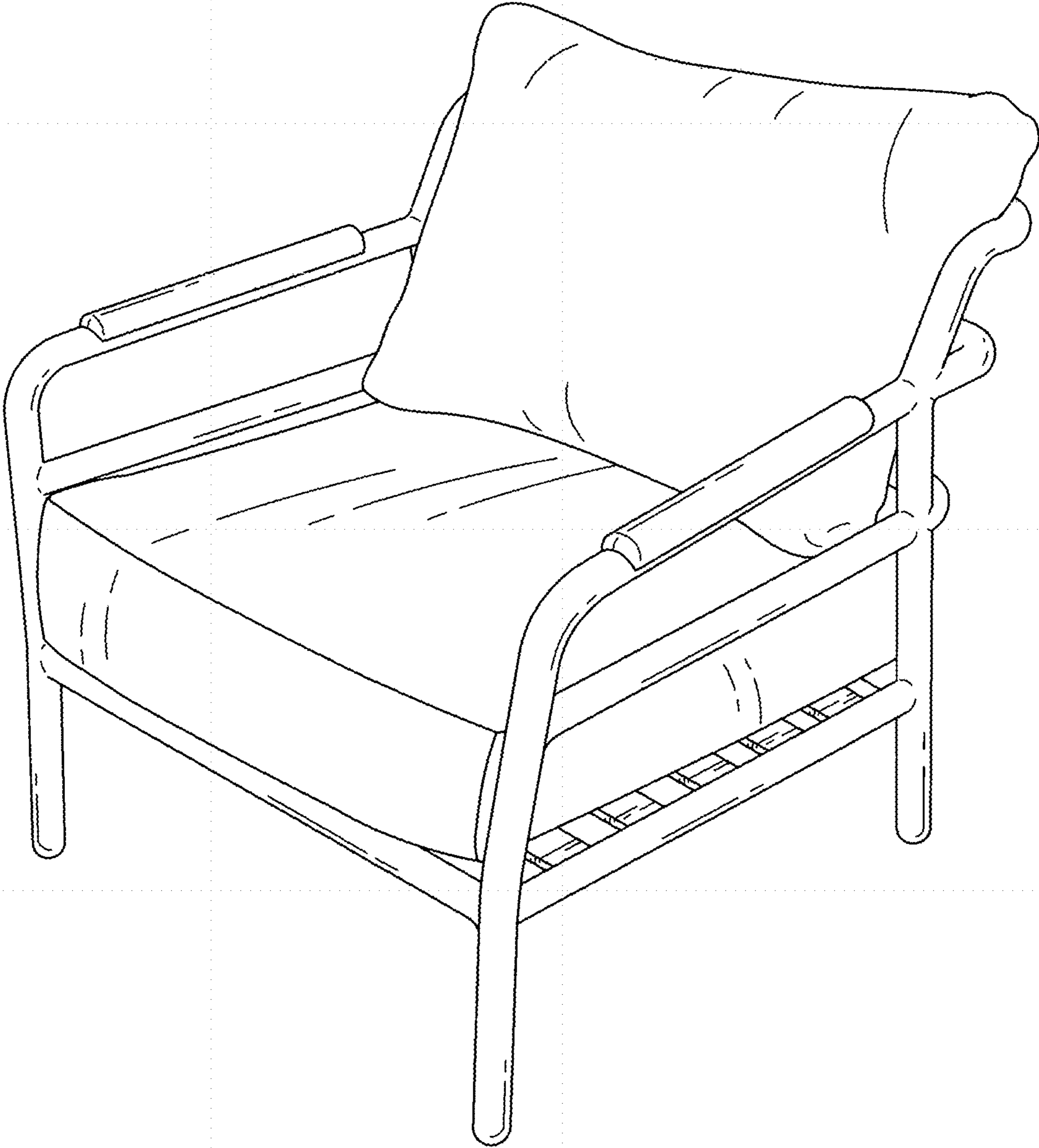


FIG. 1

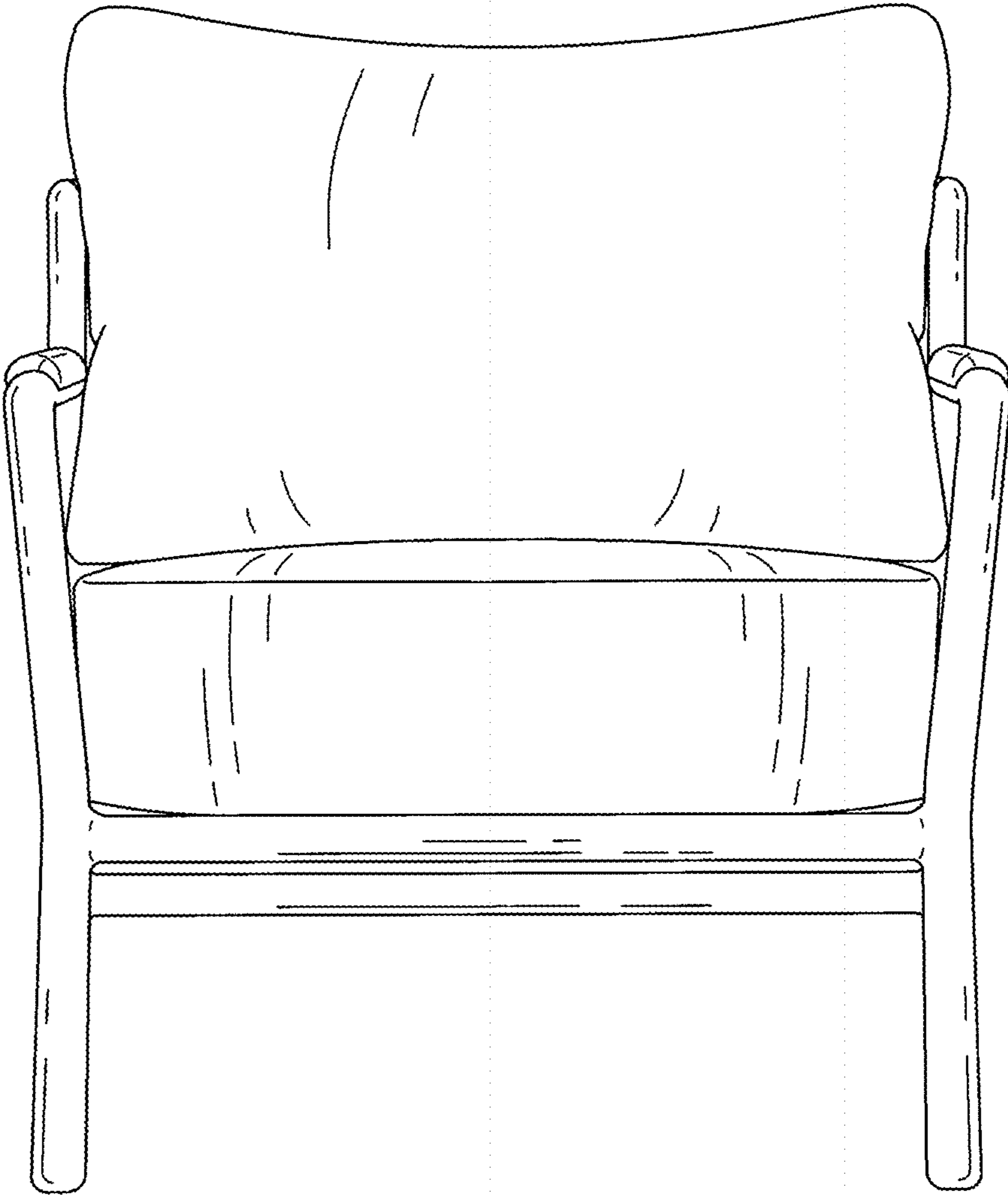


FIG. 2




FIG. 3

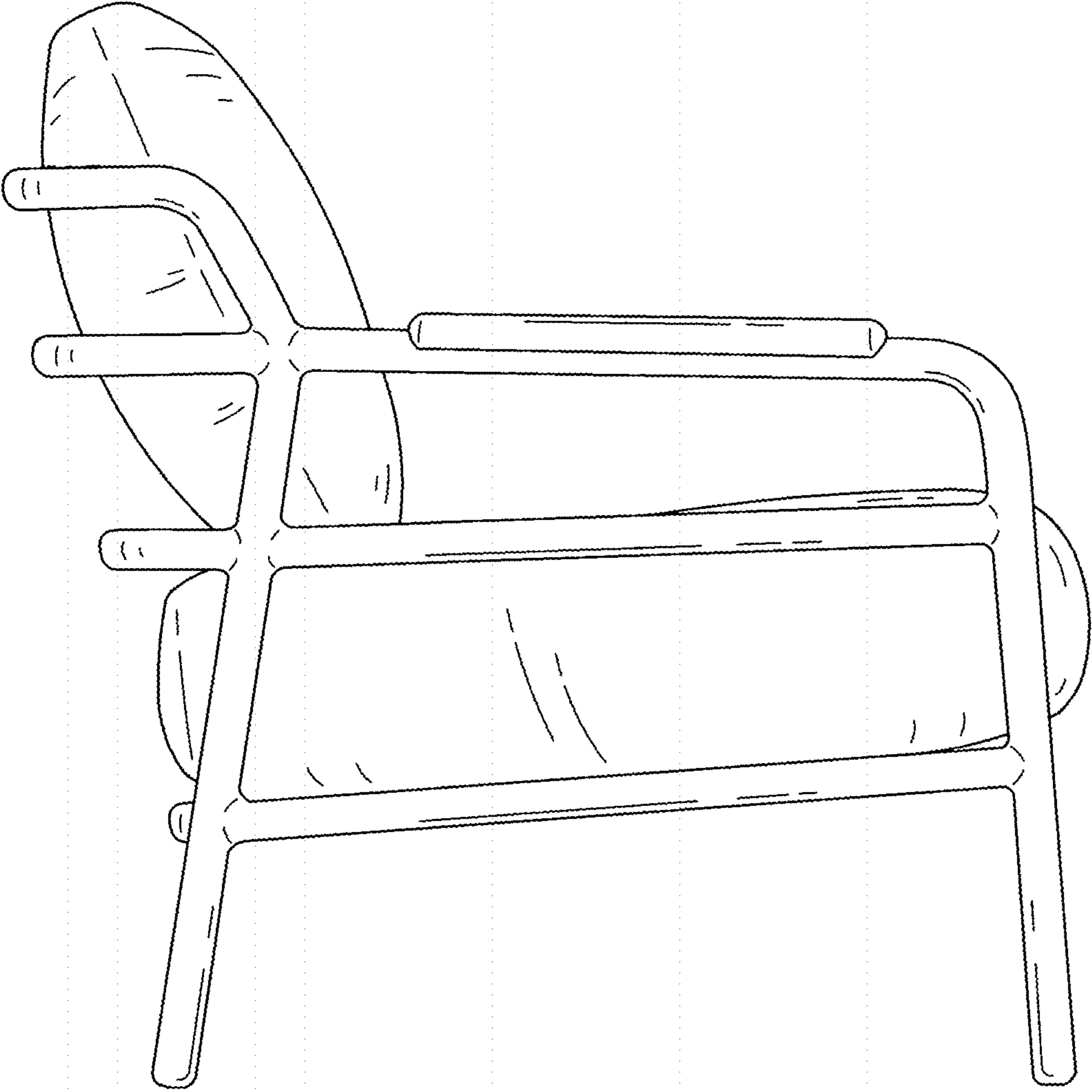


FIG. 4

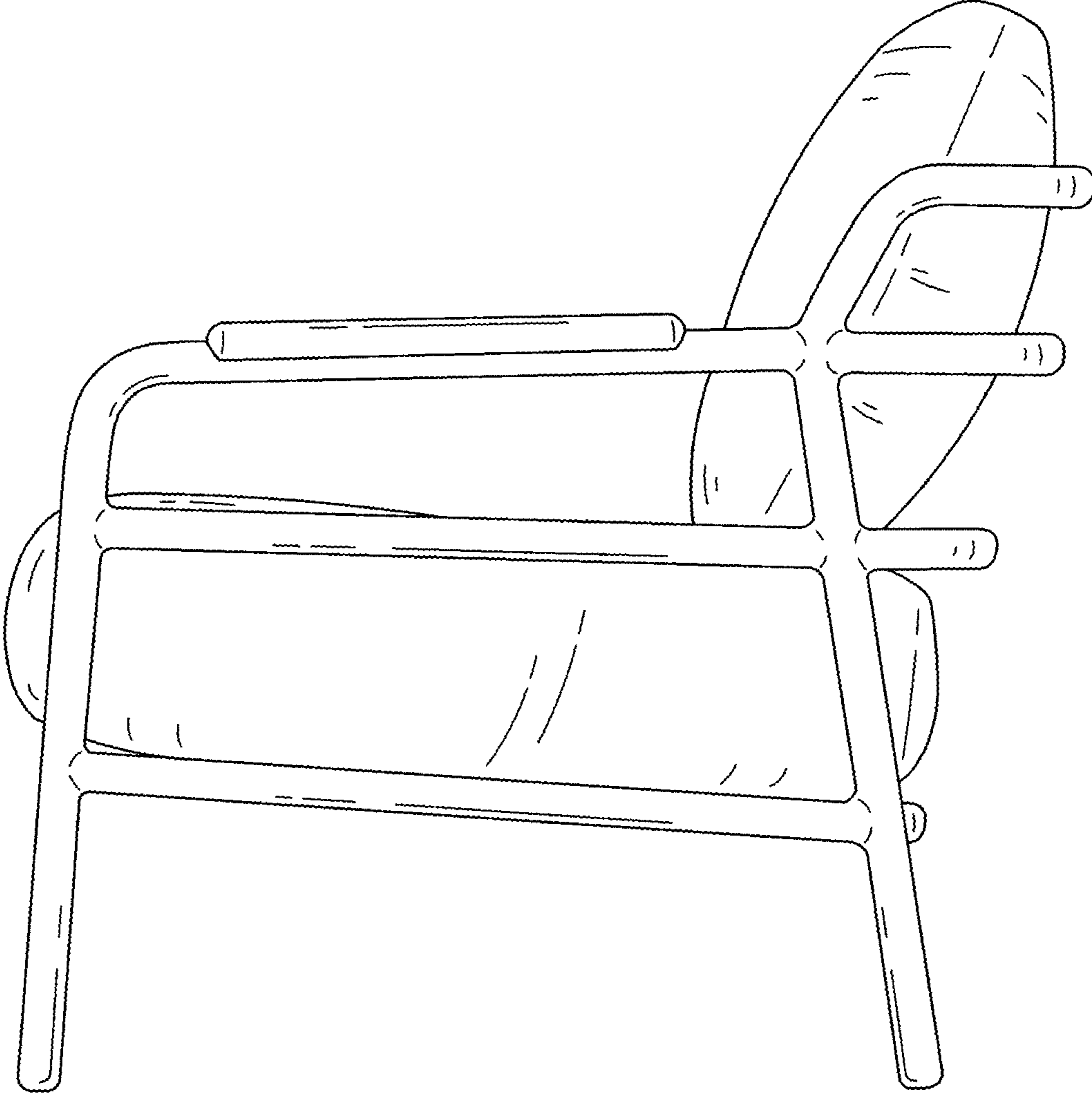


FIG. 5



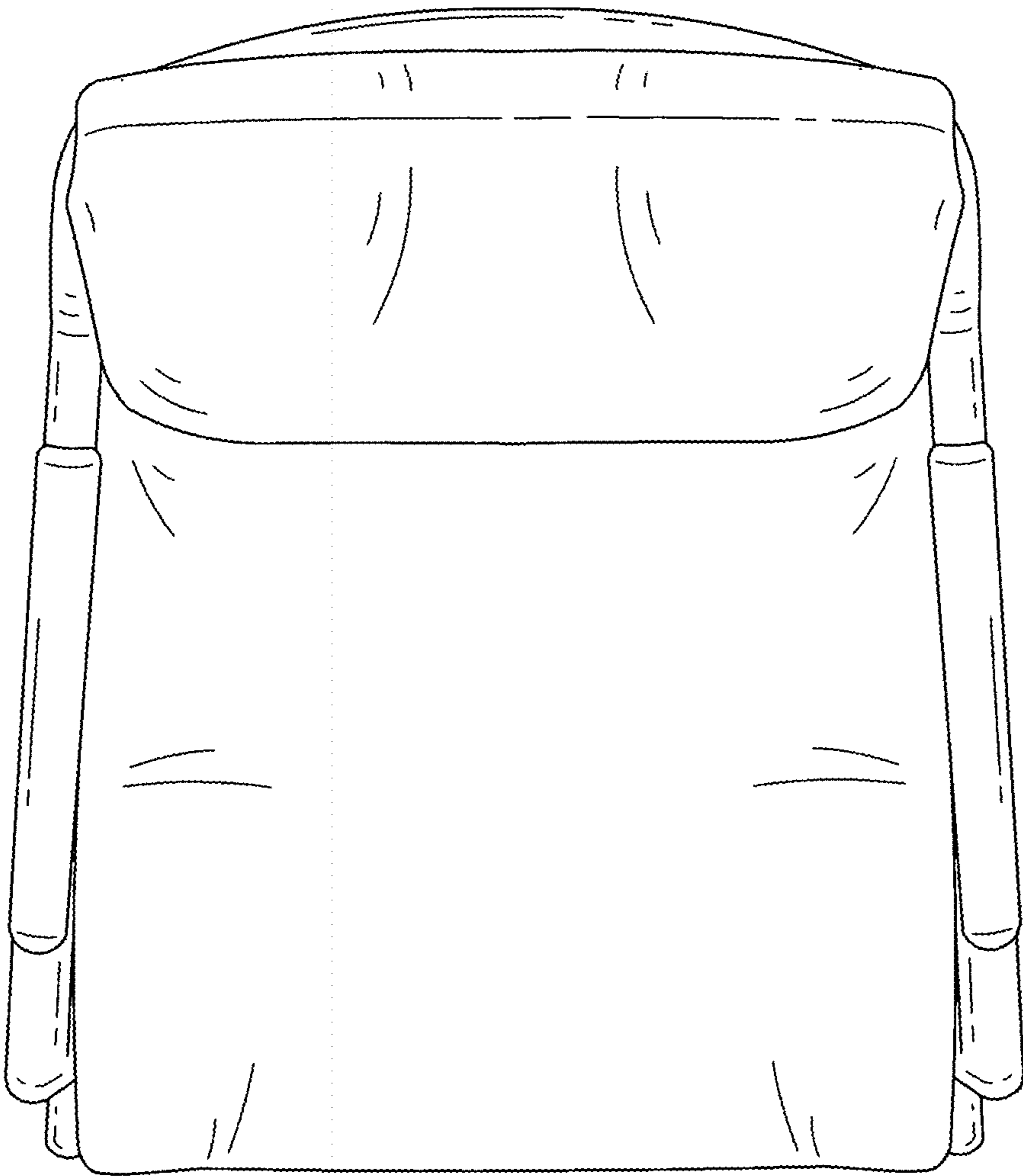


FIG. 6