



US00D925937S

(12) **United States Design Patent** (10) **Patent No.:** **US D925,937 S**
Li (45) **Date of Patent:** **** Jul. 27, 2021**

(54) **CHAIR**

D647,315 S * 10/2011 Hoyord D6/369
D661,507 S * 6/2012 Grotta D6/369
D661,508 S * 6/2012 Pedersen D6/369

(71) Applicant: **SHENZHEN SUNWELL INDUSTRIAL CO., LTD.**, Shenzhen (CN)

(72) Inventor: **Wei Li**, Shenzhen (CN)

(73) Assignee: **SHENZHEN SUNWELL INDUSTRIAL CO., LTD.**, Shenzhen (CN)

(**) Term: **15 Years**

(21) Appl. No.: **29/703,672**

(22) Filed: **Aug. 29, 2019**

(51) **LOC (13) Cl.** **06-01**

(52) **U.S. Cl.**
USPC **D6/369**

(58) **Field of Classification Search**
USPC D6/334-336, 369, 370, 371, 372, 373, D6/374, 375, 716, 716.1, 716.2, 716.4, D6/717.2

CPC A47C 4/02; A47C 4/03; A47C 5/02; A47C 7/282; A47C 7/285; A47C 7/54; A47C 4/024; A47C 4/025; A47C 5/12

See application file for complete search history.

(56) **References Cited**

U.S. PATENT DOCUMENTS

1,722,264 A * 7/1929 Bartow A47C 5/02 160/379
D499,896 S * 12/2004 Gruber D6/369
D542,571 S * 5/2007 Bryant D6/369
D646,070 S * 10/2011 Hughes D6/369

OTHER PUBLICATIONS

Cambridge Brown Wicker Outdoor Patio Lounge Chair with Cushion Guard Midnight Navy Blue Cushions, from homedepot.com, Retrieved Date: Jun. 1, 2021, p. 1 from <https://www.homedepot.com/p/Hampton-Bay-Cambridge-Brown-Wicker-Outdoor-Patio-Lounge-Chair-with-CushionGuard-Midnight-Navy-Blue-Cushions-65-17148B1/305301714> (Year: 2021).*

* cited by examiner

Primary Examiner — Mimosa De

(57) **CLAIM**

The ornamental design for a chair, as shown and described.

DESCRIPTION

FIG. 1 is a top, front and right side perspective view of a chair showing my new design;
FIG. 2 is a top, rear and left side perspective view thereof;
FIG. 3 is a bottom, rear and right side perspective view thereof;
FIG. 4 is a bottom, rear and left side perspective view thereof;
FIG. 5 is a front side view thereof;
FIG. 6 is a rear side view thereof;
FIG. 7 is a left side view thereof;
FIG. 8 is a right side view thereof;
FIG. 9 is a top plan view thereof; and,
FIG. 10 is a bottom plan view thereof.

1 Claim, 10 Drawing Sheets





FIG. 1



FIG. 2




FIG. 3




FIG. 4



FIG. 5



FIG. 6



FIG. 7



FIG. 8




FIG. 9




FIG. 10