



US00D925888S

(12) **United States Design Patent** (10) **Patent No.:** **US D925,888 S**
DiFrancisco (45) **Date of Patent:** **** Jul. 27, 2021**

(54) **SHOE**

(71) Applicant: **Joseph DiFrancisco**, San Diego, CA (US)

(72) Inventor: **Joseph DiFrancisco**, San Diego, CA (US)

(**) Term: **15 Years**

(21) Appl. No.: **29/662,281**

(22) Filed: **Sep. 4, 2018**

(51) **LOC (13) Cl.** **02-04**

(52) **U.S. Cl.**
USPC **D2/972**

(58) **Field of Classification Search**
USPC D2/896, 902, 906-908, 943-946, 969, D2/972-974
CPC A43C 3/00; A43C 11/004; A43C 5/00; A43C 7/00; A43B 13/181; A43B 7/00; A43B 1/04; A43B 13/141; A43B 13/188; A43B 13/186; A43B 5/00; A43B 23/00; A43B 23/26
See application file for complete search history.

(56) **References Cited**

U.S. PATENT DOCUMENTS

3,925,913	A	12/1975	Del Vecchio	
5,848,484	A	12/1998	Dupree et al.	
8,225,535	B2	7/2012	Dillenbeck	
D741,054	S *	10/2015	Stillwagon	D2/944
9,226,543	B2	1/2016	Campbell	
9,271,539	B2	3/2016	Karandonis	
D782,165	S *	3/2017	Slimane	D2/902

9,675,132	B2	6/2017	Marshall	
9,820,527	B2	11/2017	Pratt et al.	
9,839,261	B2	12/2017	Hatfield et al.	
9,854,875	B2	1/2018	Hatfield et al.	
D827,276	S *	9/2018	Ringholz	D2/969
D828,685	S *	9/2018	Ringholz	D2/969
D869,128	S *	12/2019	DiFrancisco	D2/908
D878,736	S *	3/2020	O'Connor	D2/973
2013/0086813	A1	4/2013	Sen	
2016/0166006	A1*	6/2016	DiFrancisco	A43B 3/26 36/105
2017/0360143	A1	12/2017	Pratt et al.	

* cited by examiner

Primary Examiner — Cynthia Ramirez
Assistant Examiner — Laura H Yu
(74) *Attorney, Agent, or Firm* — Sheppard, Mullin, Richter & Hampton LLP

(57) **CLAIM**
I claim the ornamental design for a shoe, as shown and described.

DESCRIPTION

FIG. 1 is a front perspective view of a shoe showing my new design.
FIG. 2 is a front elevational view of the shoe of FIG. 1.
FIG. 3 is a rear elevational view of the shoe of FIG. 1.
FIG. 4 is a left side elevational view of the shoe of FIG. 1.
FIG. 5 is a right side elevational view of the shoe of FIG. 1.
FIG. 6 is a top plan view of the shoe of FIG. 1; and,
FIG. 7 is a bottom plan view of the shoe of FIG. 1.
The broken lines depicting the remainder of the shoe, in FIGS. 1-7, are for the purpose of illustrating portions of the shoe that form no part of the claimed design.

1 Claim, 6 Drawing Sheets

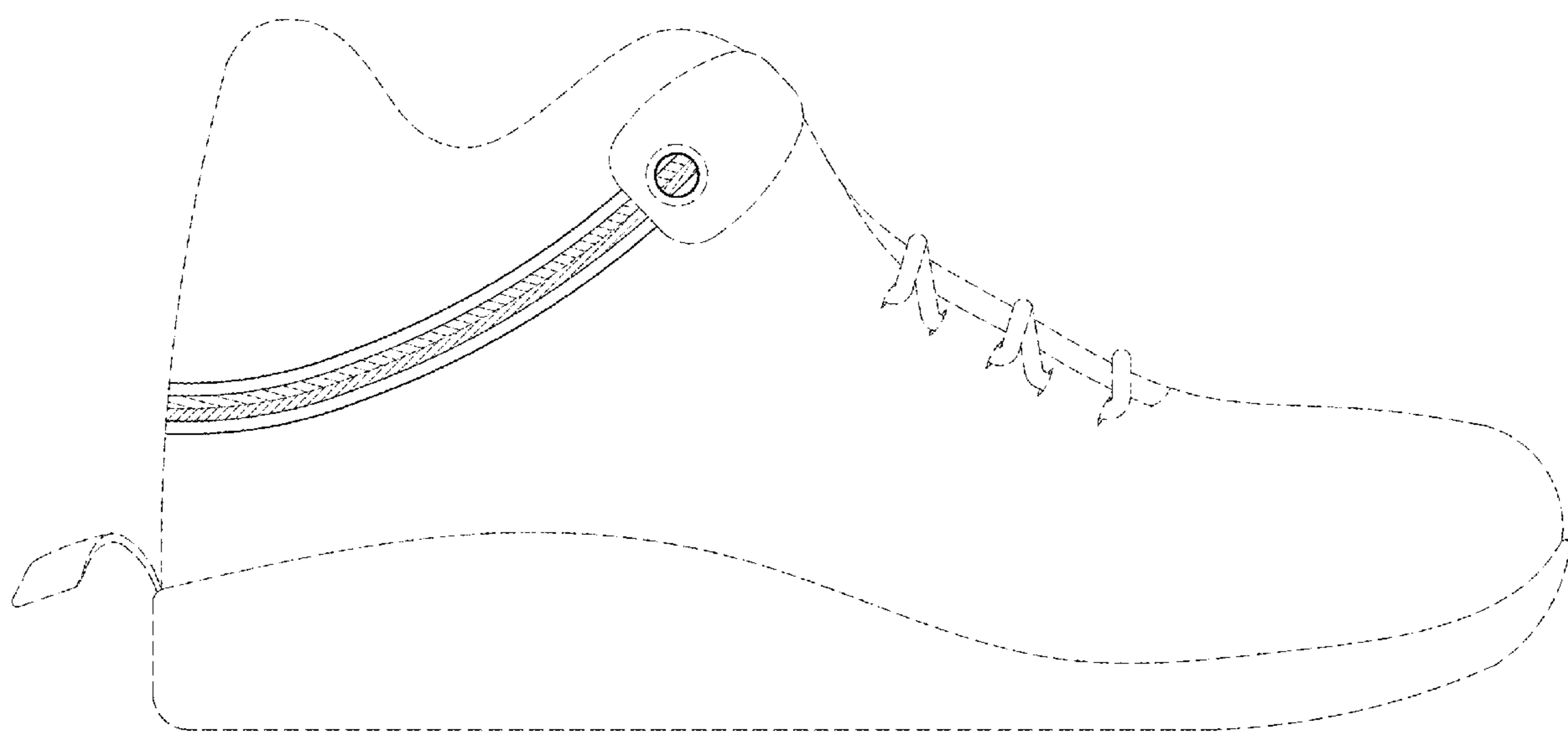


FIG. 1

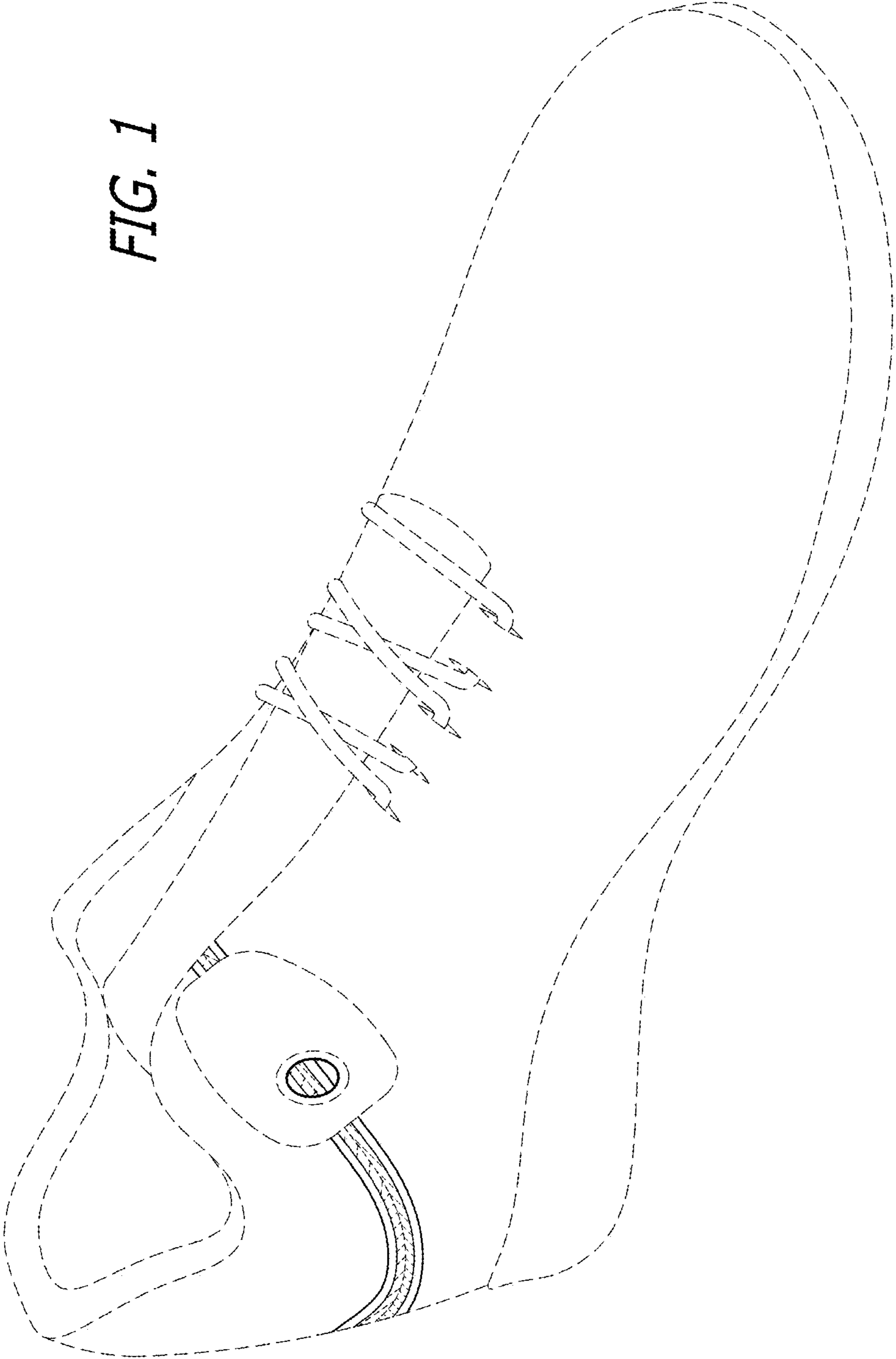


FIG. 2

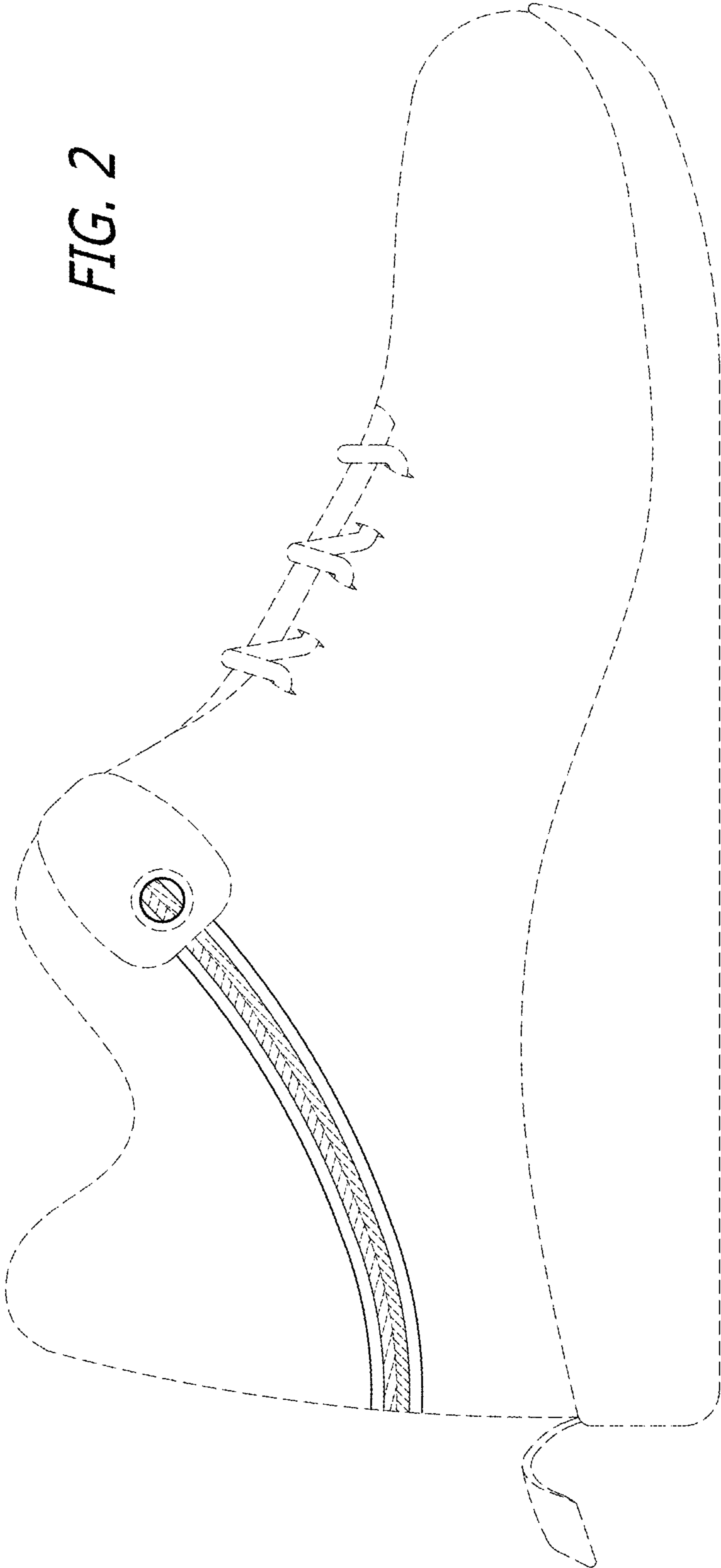
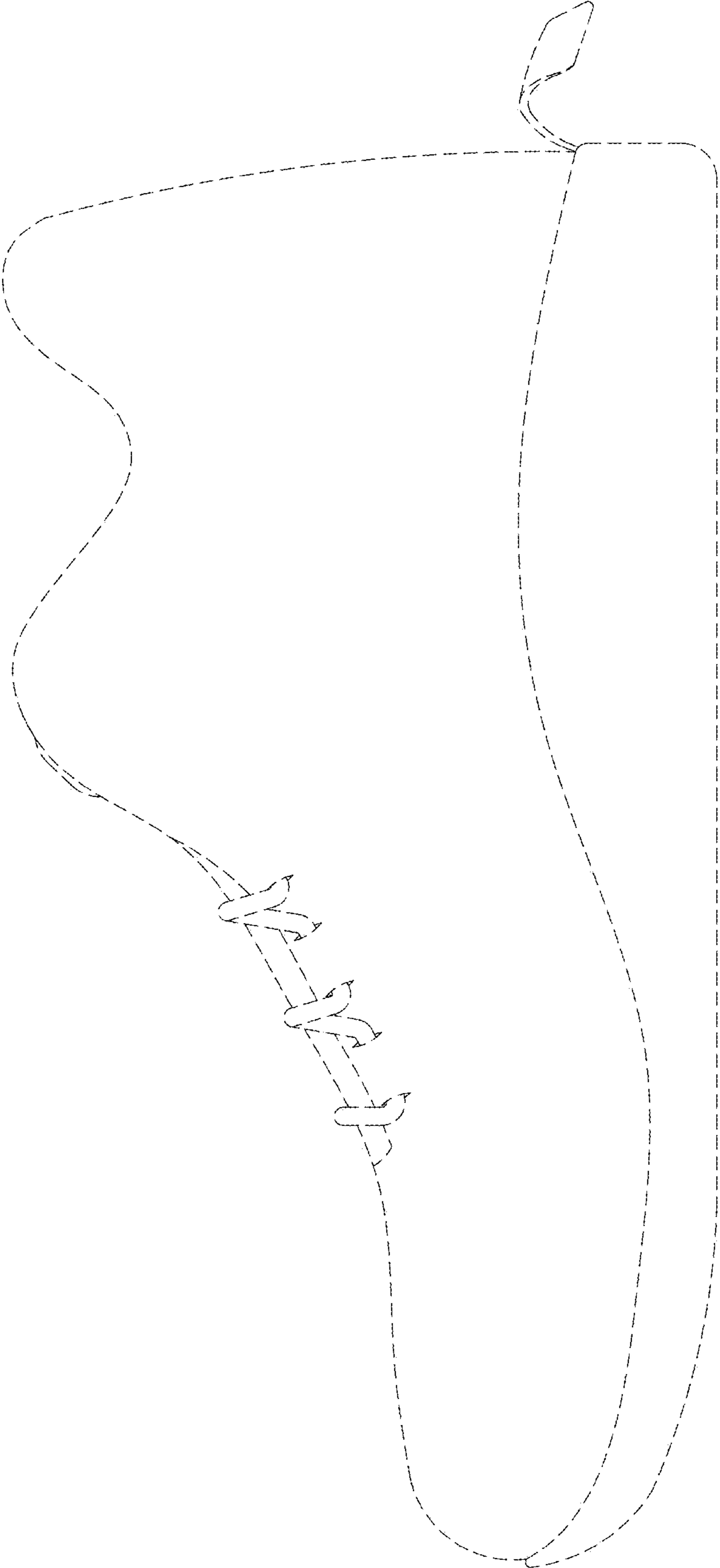


FIG. 3



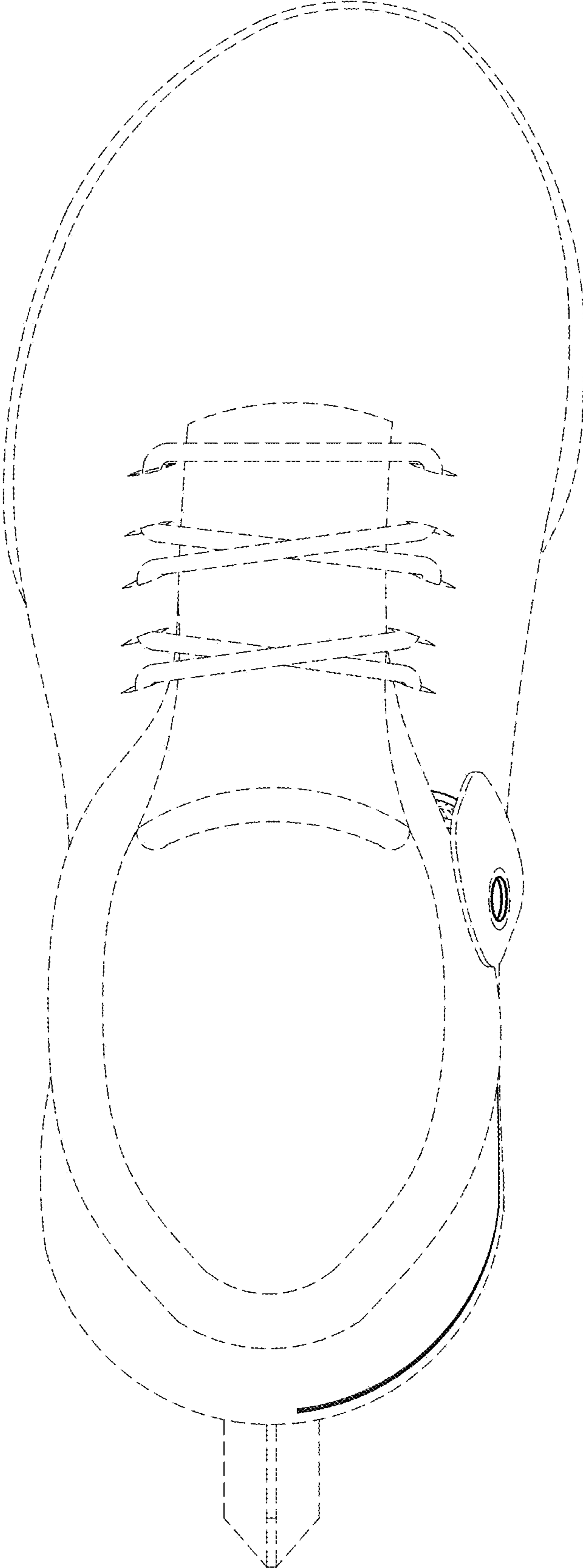


FIG. 4

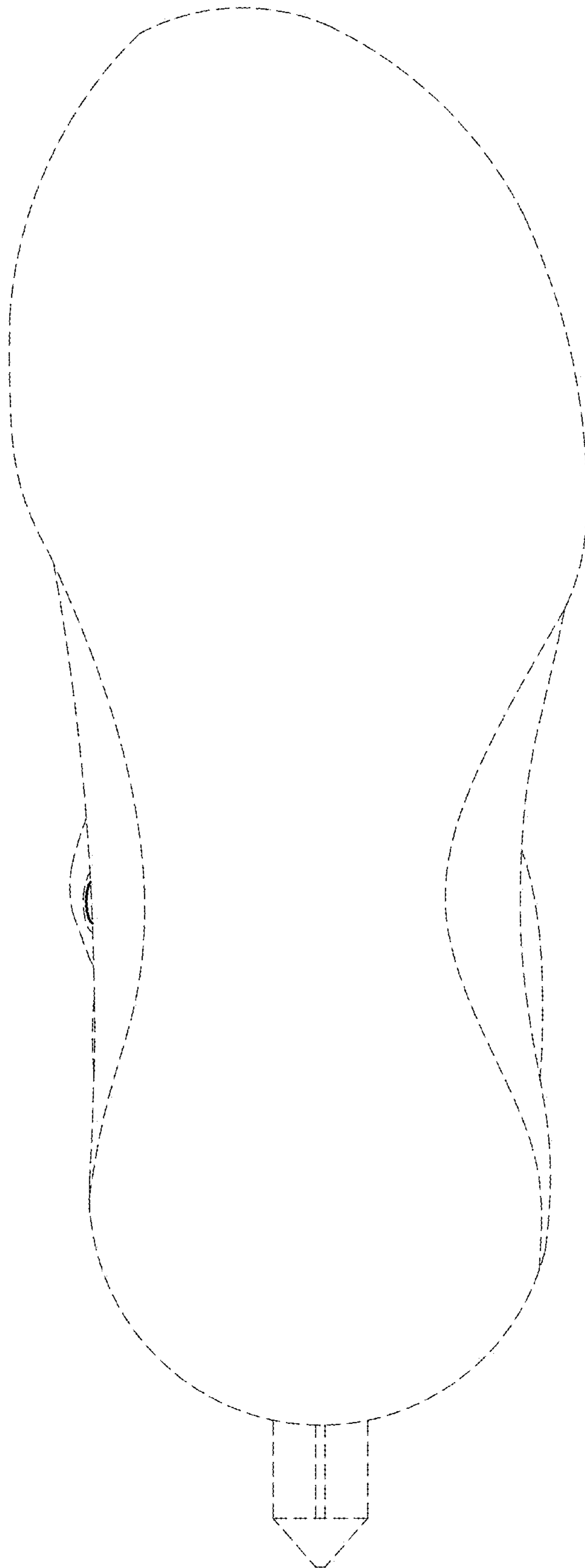


FIG. 5

FIG. 7

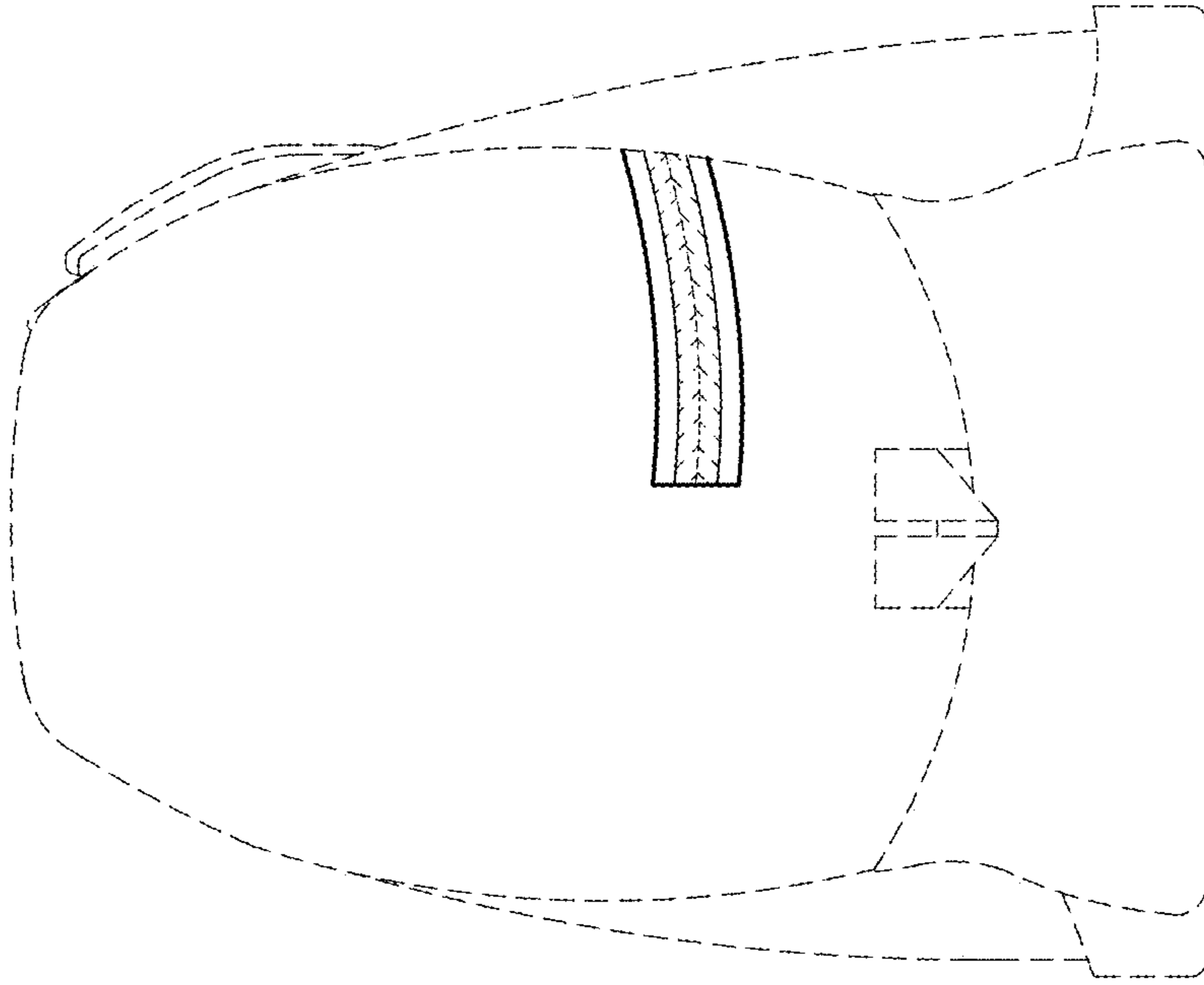


FIG. 6

