



US00D925887S

(12) **United States Design Patent**
Palazzo et al.

(10) **Patent No.:** **US D925,887 S**
(45) **Date of Patent:** **** Jul. 27, 2021**

(54) **PAIR OF INSOLES**

(71) Applicants: **Yelena Palazzo**, Lloyd Harbor, NY (US); **Michael Palazzo**, Lloyd Harbor, NY (US)
(72) Inventors: **Yelena Palazzo**, Lloyd Harbor, NY (US); **Michael Palazzo**, Lloyd Harbor, NY (US)

(**) Term: **15 Years**

(21) Appl. No.: **29/714,776**

(22) Filed: **Nov. 26, 2019**

(51) **LOC (13) Cl.** **02-04**

(52) **U.S. Cl.**
USPC **D2/961**

(58) **Field of Classification Search**
USPC D2/896, 946, 947, 949, 950, 951, 957, D2/958, 961, 968; D5/4, 44, 59, 62; D24/125, 126, 189
CPC A43B 1/00; A43B 1/10; A43B 1/12; A43B 1/14; A43B 7/00; A43B 7/14; A43B 7/1405; A43B 7/141; A43B 7/1415
See application file for complete search history.

(56) **References Cited**

U.S. PATENT DOCUMENTS

2,080,469 A * 5/1937 Gilbert A43B 17/08 36/29
D299,381 S * 1/1989 Hauser D2/961
4,823,799 A 4/1989 Robbins
5,054,148 A 10/1991 Grumbine
5,113,850 A 5/1992 Larremore et al.

(Continued)

FOREIGN PATENT DOCUMENTS

CN 202354511 U 8/2012
CN 305219094 * 6/2019

(Continued)

OTHER PUBLICATIONS

Massage Magnetic Insole posted by Nature Ann posted date Dec. 20, 2018, © Amazon, [online], [site visited Mar. 12, 2021]. Available from Internet, [https://www.amazon.com/Massaging-Upgraded-Acupressure-Magnetic-Reflexology/dp/B07M948JHJ/ref=sr_1_9?dchiId=1 &keywords=massage+insole&qid=1615599352&sr=8-9](https://www.amazon.com/Massaging-Upgraded-Acupressure-Magnetic-Reflexology/dp/B07M948JHJ/ref=sr_1_9?dchiId=1&keywords=massage+insole&qid=1615599352&sr=8-9) (Year: 2018).*

(Continued)

Primary Examiner — Cynthia Ramirez

Assistant Examiner — Laura H Yu

(74) *Attorney, Agent, or Firm* — Carter, DeLuca & Farrell LLP

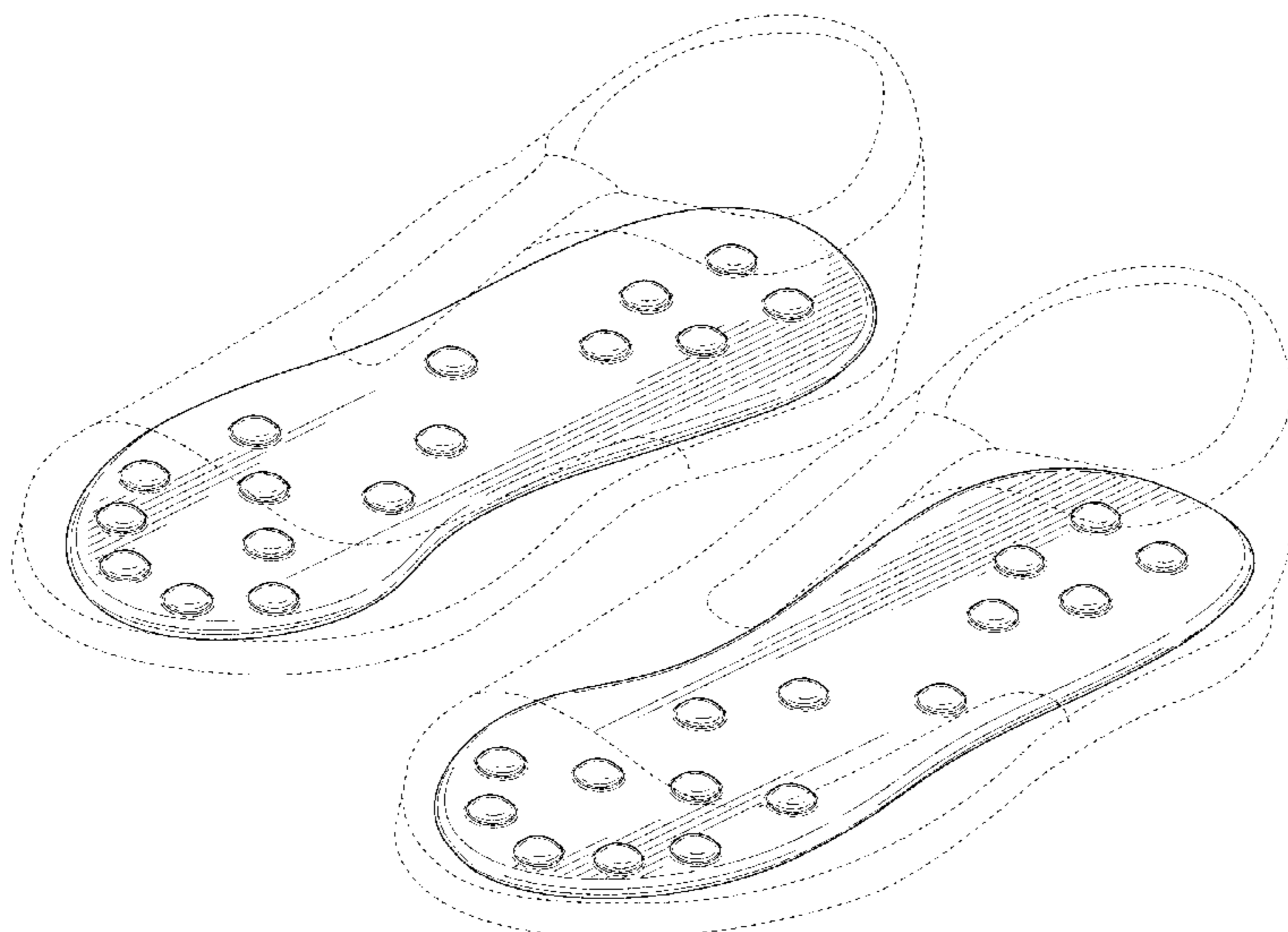
(57) **CLAIM**

The ornamental design for pair of insoles, substantially as shown and described.

DESCRIPTION

FIG. 1 is a top, perspective view of a left side of a pair of insoles showing our new design;
FIG. 2 is a top view thereof;
FIG. 3 is a bottom view thereof;
FIG. 4 is a right side view thereof;
FIG. 5 is a left side view thereof;
FIG. 6 is a front view thereof;
FIG. 7 is a rear view thereof;
FIG. 8 is a top, perspective view of a right side of the pair of insoles;
FIG. 9 is a top view thereof;
FIG. 10 is a bottom view thereof;
FIG. 11 is a right side view thereof;
FIG. 12 is a left side view thereof;
FIG. 13 is a front view thereof;
FIG. 14 is a rear view thereof; and,
FIG. 15 is a perspective view of the pair of insoles, with the right and the left sides shown together.
The broken lines in FIG. 15 illustrating a shoe show environment and form no part of the claimed design.

1 Claim, 11 Drawing Sheets



(56)

References Cited

U.S. PATENT DOCUMENTS

D424,792 S * 5/2000 Briand D2/951
6,061,928 A 5/2000 Nichols
6,665,959 B1 12/2003 Vindriis
D576,396 S * 9/2008 Wolff D2/946
D591,494 S * 5/2009 Jolicoeur D2/961
D626,321 S * 11/2010 Cagner D2/961
D740,009 S * 10/2015 Pinto A43B 7/1465
D2/961
2005/0086838 A1 4/2005 Khantzis
2005/0252039 A1 11/2005 Vindriis
2005/0261869 A1 11/2005 Leyerer et al.
2014/0059885 A1* 3/2014 Patchett A43B 17/03
36/44
2016/0000177 A1 1/2016 Barkol
2016/0296412 A1 10/2016 Thomas
2017/0000211 A1 1/2017 Vindriis

2017/0251756 A1 9/2017 Meschter et al.
2017/0303635 A1 10/2017 Kazarian
2017/0340058 A1 11/2017 Madore
2020/0178648 A1* 6/2020 Rini A43B 7/149

FOREIGN PATENT DOCUMENTS

JP 2017205510 A 11/2017
WO 2004014171 A1 2/2004

OTHER PUBLICATIONS

Foot Relief Insole posted by FootReliefInsoles posted date May 8, 2019, © YouTube, [online], [site visited Mar. 12, 2021]. Available from Internet, https://www.youtube.com/watch?v=aX_CfvQlwb0 (Year: 2019).*

* cited by examiner

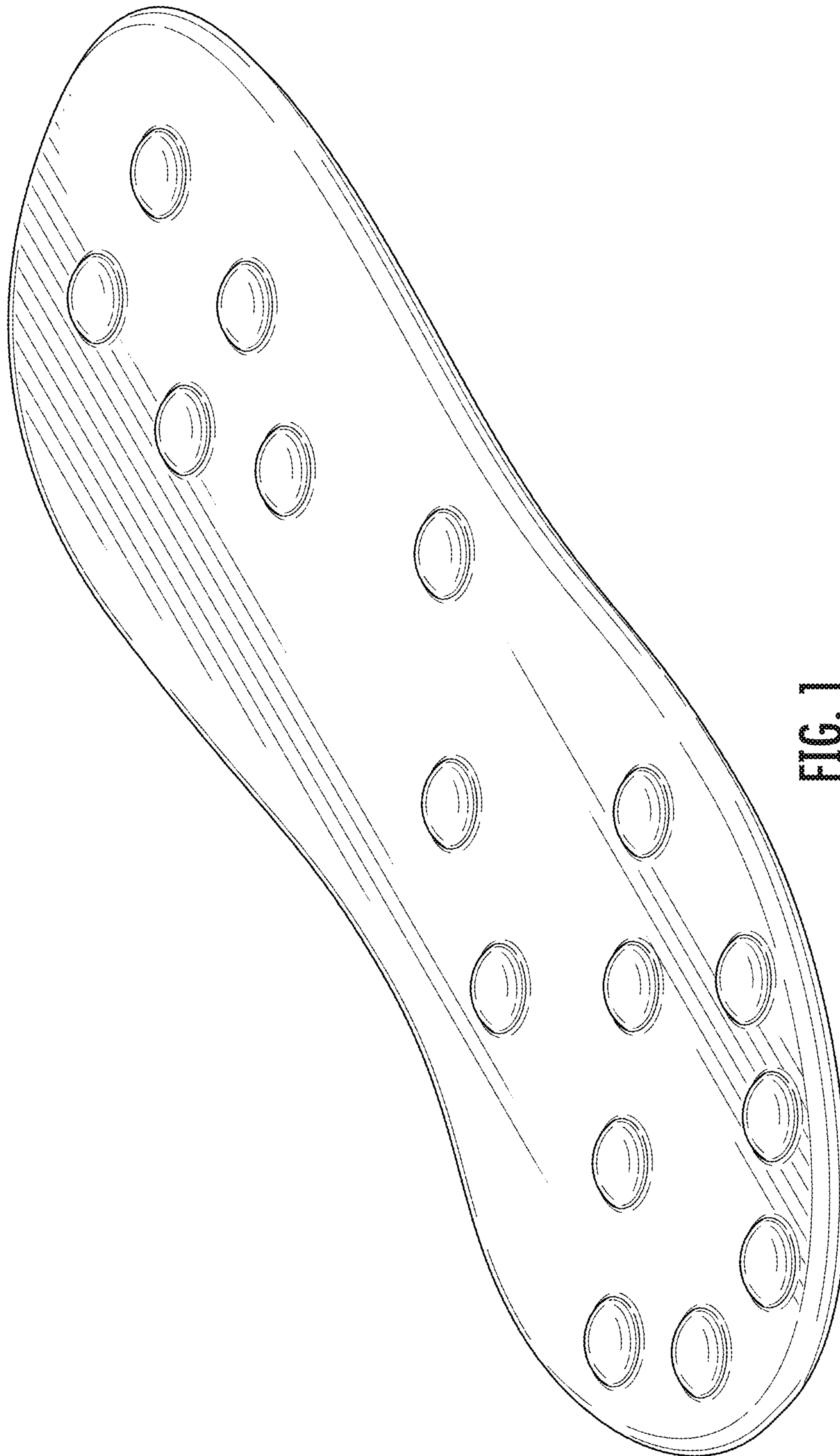


FIG. 1

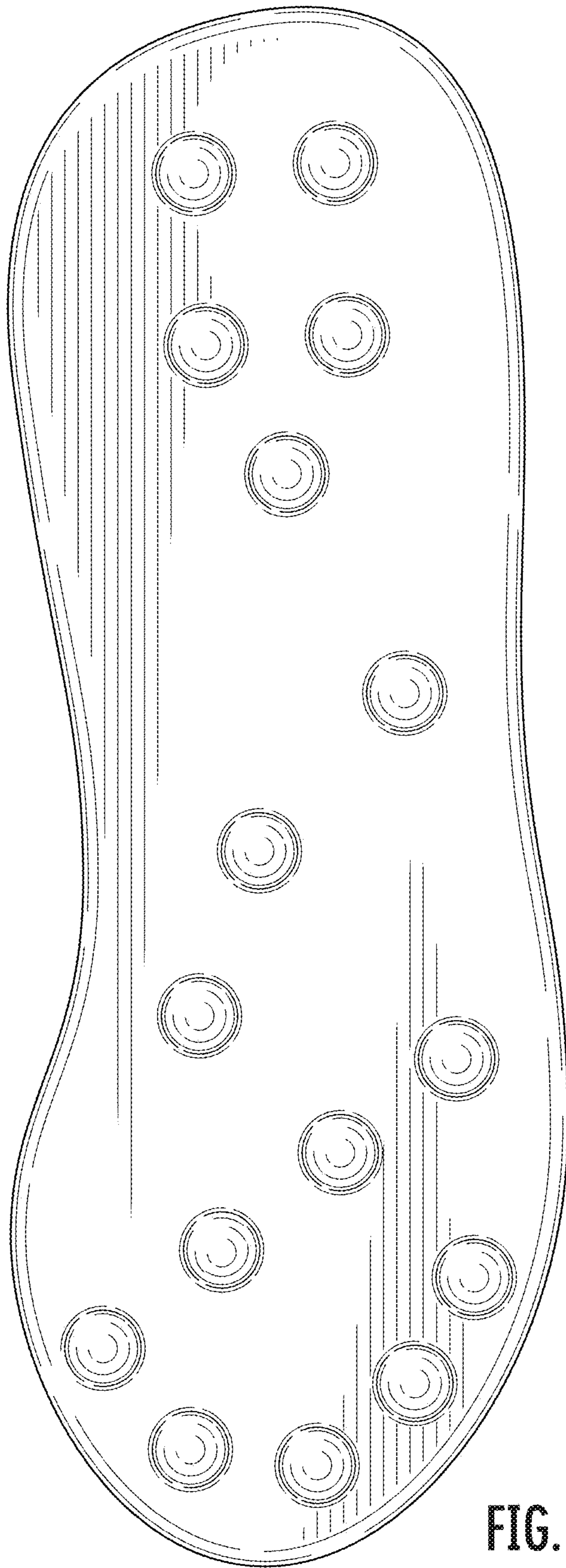


FIG. 2

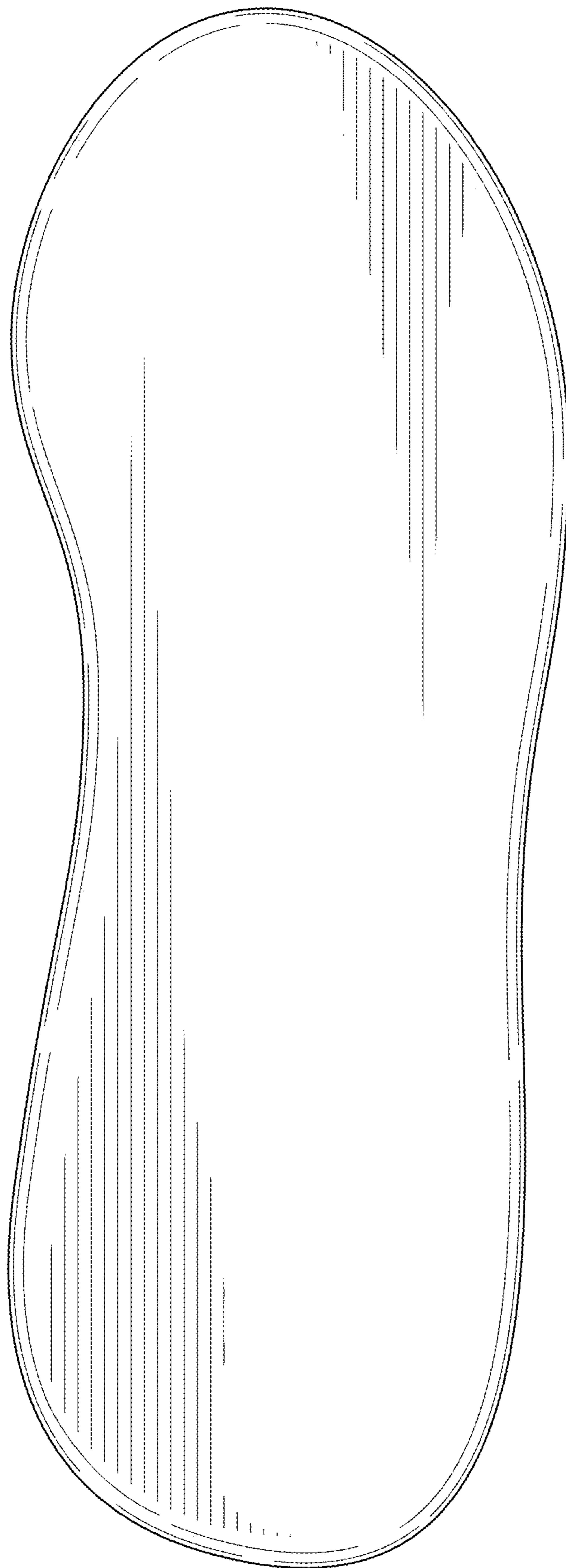


FIG. 3

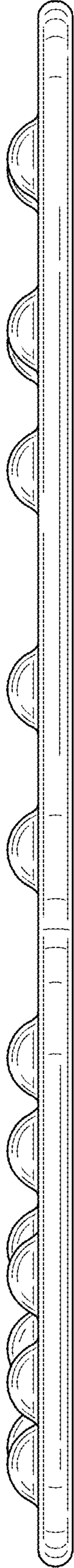


FIG. 4

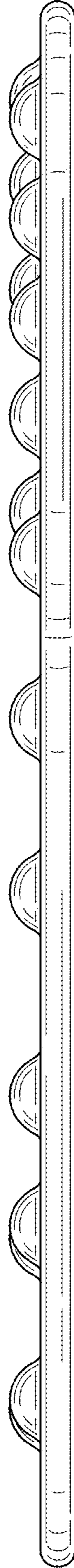


FIG. 5

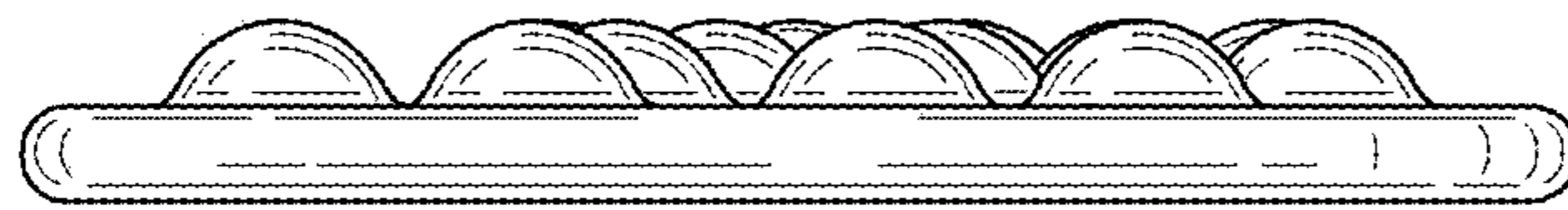


FIG. 6



FIG. 7

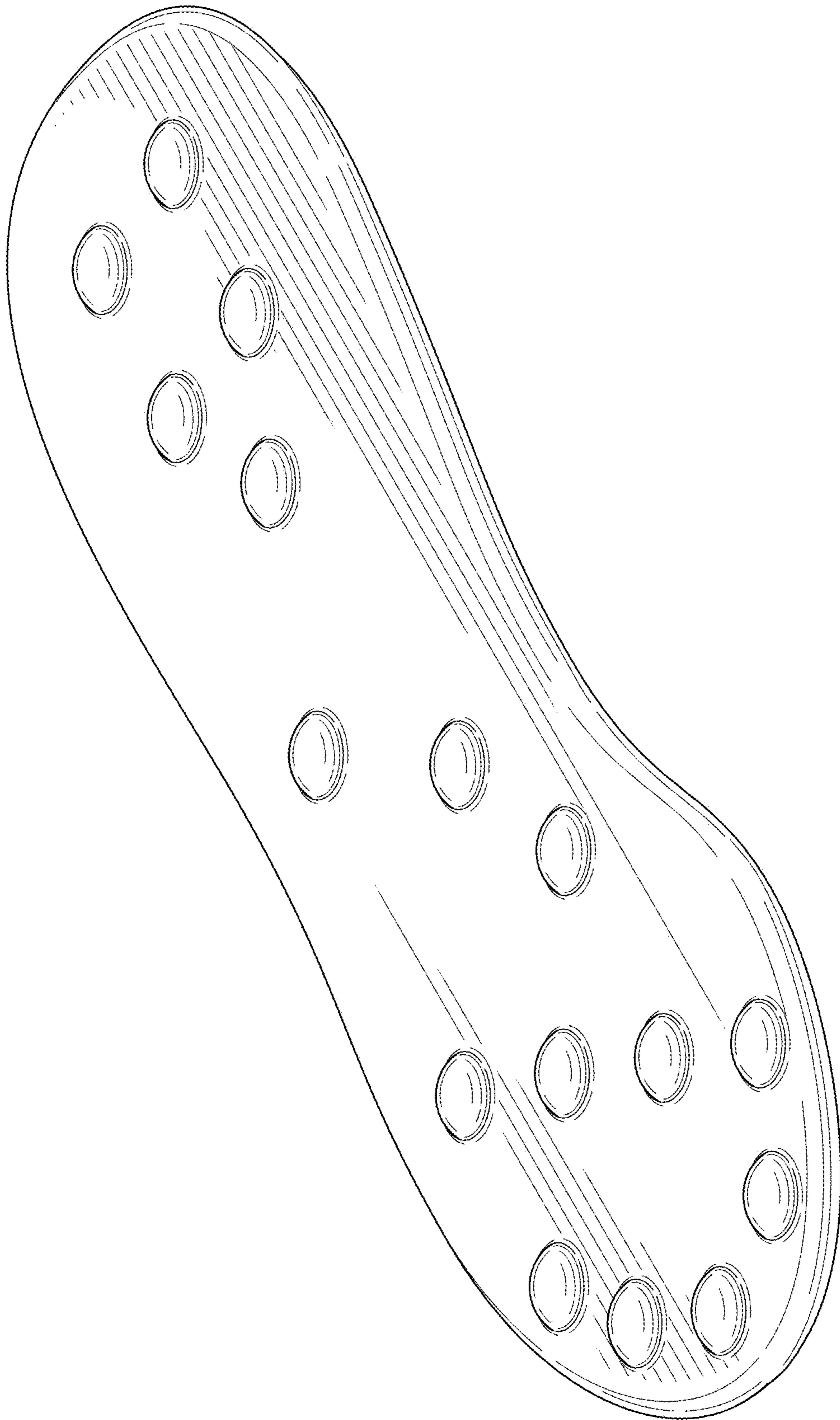


FIG. 8

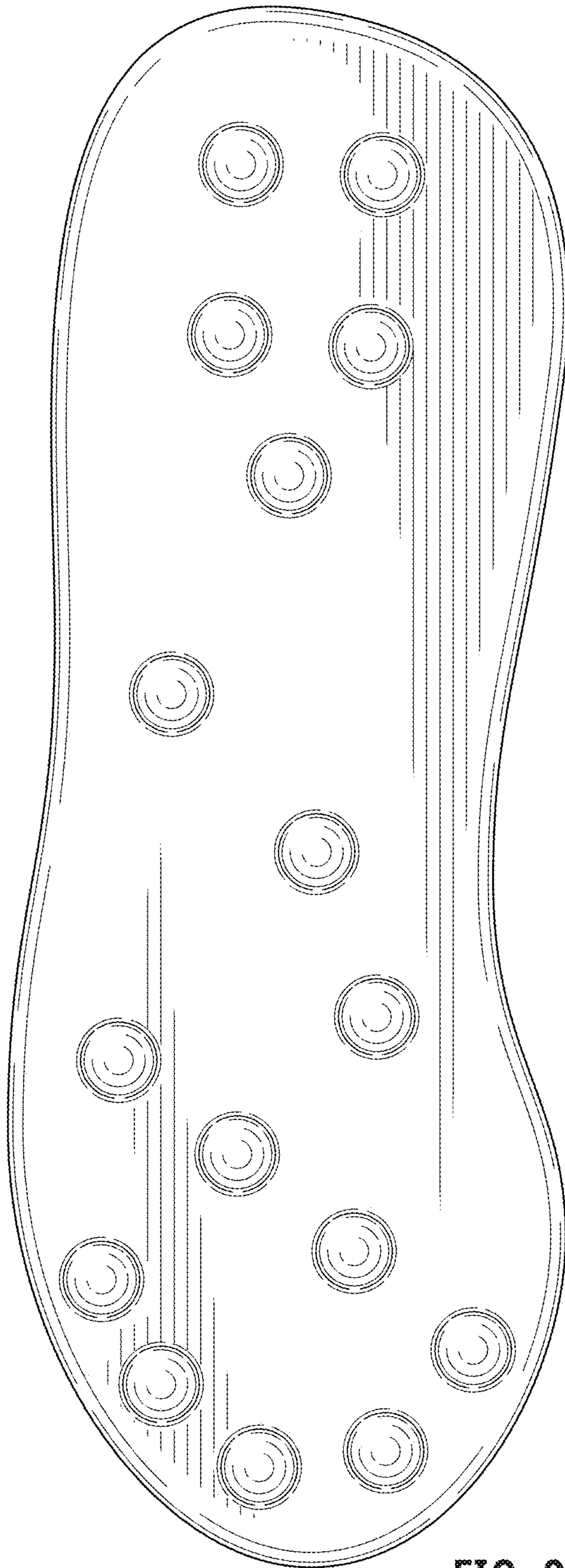


FIG. 9

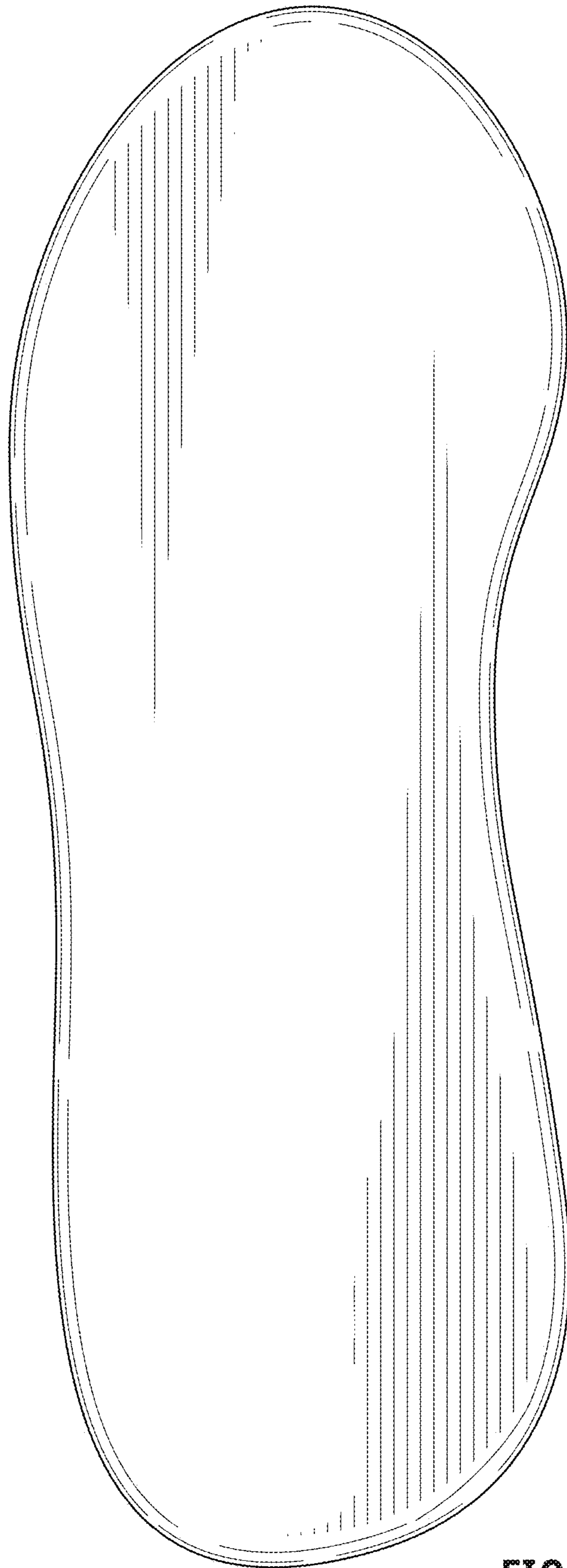


FIG. 10

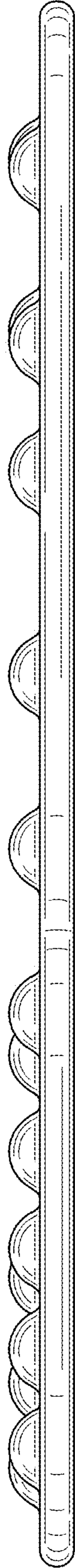


FIG. 11

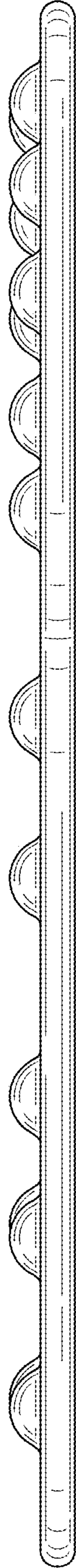


FIG. 12




FIG. 13



FIG. 14

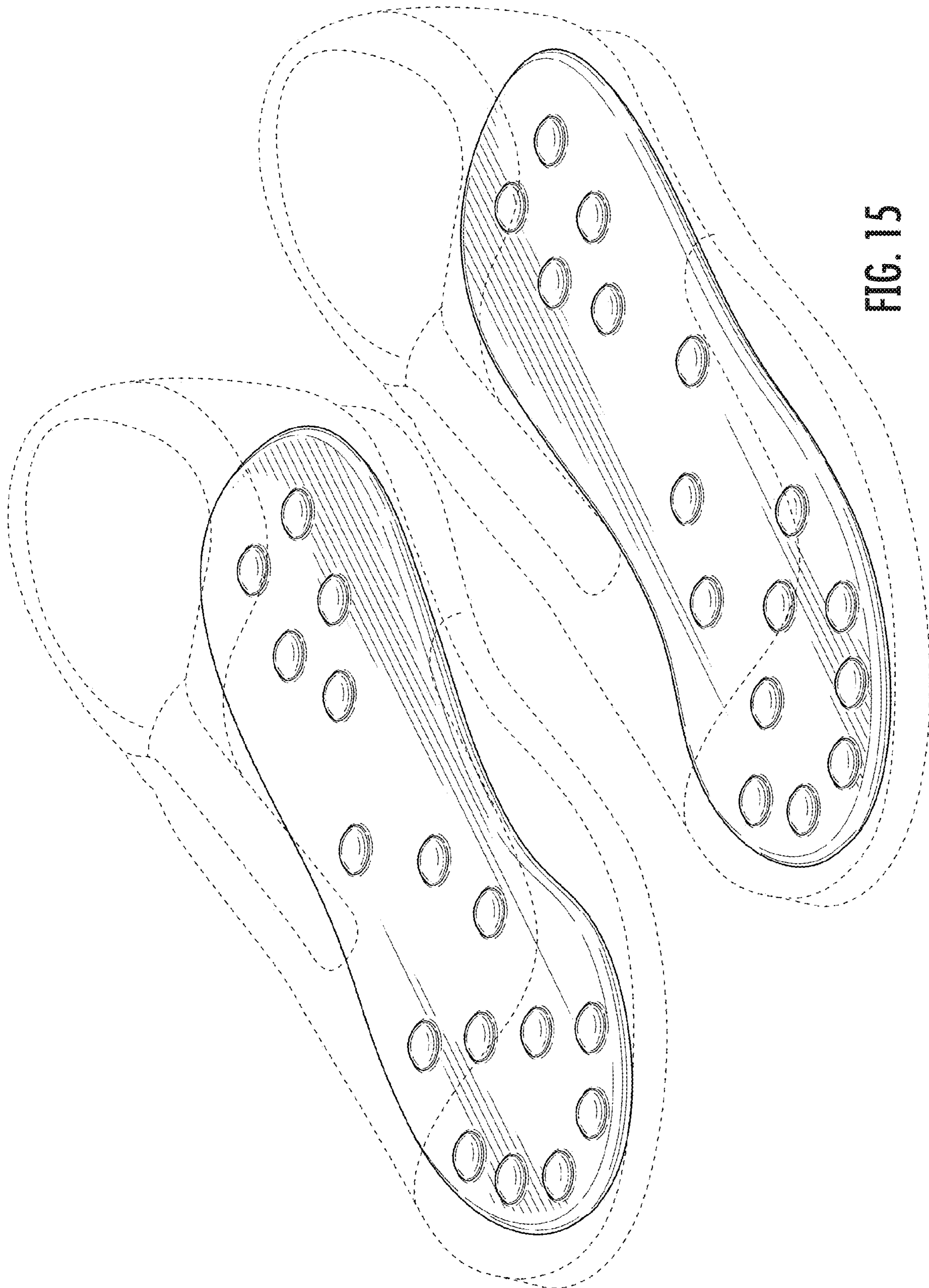


FIG. 15