



US00D925864S

(12) **United States Design Patent** (10) **Patent No.:** **US D925,864 S**
Scherer et al. (45) **Date of Patent:** **** Jul. 27, 2021**

(54) **SLEEP SACK**
(71) Applicant: **Mellowbear**, Denver, CO (US)
(72) Inventors: **Kate Scherer**, Denver, CO (US); **Jay Scherer**, Denver, CO (US)
(73) Assignee: **Mellowbear**, Denver, CO (US)
(**) Term: **15 Years**
(21) Appl. No.: **29/718,174**
(22) Filed: **Dec. 20, 2019**
(51) **LOC (13) Cl.** **02-01**
(52) **U.S. Cl.**
USPC **D2/719**
(58) **Field of Classification Search**
USPC D2/719, 720, 718, 728, 823, 824, 829,
D2/847
CPC A41B 13/06; A41B 13/065; A41B 13/00;
A41B 13/005
See application file for complete search history.

9,204,673 B1 * 12/2015 Alperin A41B 13/005
D778,534 S * 2/2017 Bopanna D2/719
D802,252 S * 11/2017 Sack D2/719
D851,361 S * 6/2019 Barski D2/719
D851,362 S * 6/2019 Barski D2/719
2005/0120459 A1 * 6/2005 McConnell G01K 13/20
2/69.5
2010/0257654 A1 * 10/2010 Waters A41D 31/125
2/69.5
2012/0151654 A1 * 6/2012 Chopak A44B 19/382
2/69.5
2014/0068834 A1 * 3/2014 Skinner A41B 13/06
2/69.5
2015/0342263 A1 * 12/2015 Taylor A41B 13/06
2/69.5

* cited by examiner

Primary Examiner — Michelle E. Wilson
Assistant Examiner — Clese Moore, Jr.
(74) *Attorney, Agent, or Firm* — Elevated IP, LLC

(57) **CLAIM**

The ornamental design for a sleep sack, as shown and described.

(56) **References Cited**

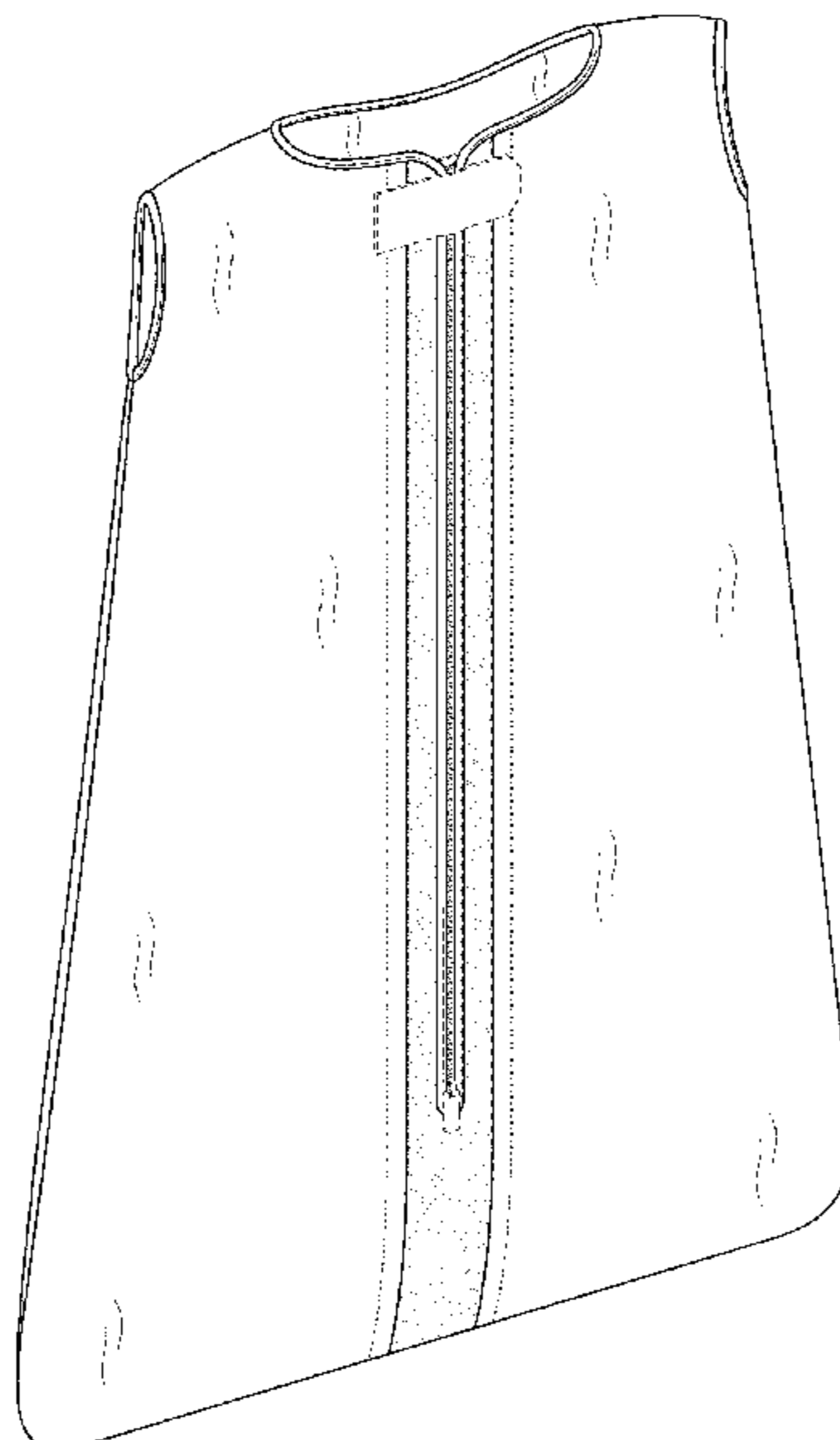
U.S. PATENT DOCUMENTS

D282,596 S * 2/1986 Bangert D2/719
D296,378 S * 6/1988 Coates D2/719
D446,907 S * 8/2001 Hall D2/719
D526,464 S * 8/2006 Johnson D2/718
D557,880 S * 12/2007 O'Connor-Cowley D2/719
D561,428 S * 2/2008 Nilsson D2/719
D606,282 S * 12/2009 Chen D2/719
D633,278 S * 3/2011 de Bourgknecht D2/719
D638,204 S * 5/2011 Nilsson D2/864
D643,596 S * 8/2011 Ashworth D2/719
D650,153 S * 12/2011 Chopak D2/719
D669,659 S * 10/2012 Barski D2/719
D690,904 S * 10/2013 Coates D2/719
D716,526 S * 11/2014 Harris D2/719
D728,199 S * 5/2015 Barski D2/719
D731,144 S * 6/2015 White D2/719

DESCRIPTION

FIG. 1 is a front perspective view of a sleep sack;
FIG. 2 is a front elevational view thereof;
FIG. 3 is a back elevational view thereof;
FIG. 4 is a left side view thereof;
FIG. 5 is a right side view thereof;
FIG. 6 is a top plan view thereof;
FIG. 7 is a bottom plan view thereof; and,
FIG. 8 is a top perspective view of the sleep sack in use.
The broken lines in the drawings are included for the purpose of illustrating environment and form no part of the claimed design. The stippling shown within the drawing disclosure represents contrast in materials that forms part of the claimed design.

1 Claim, 6 Drawing Sheets



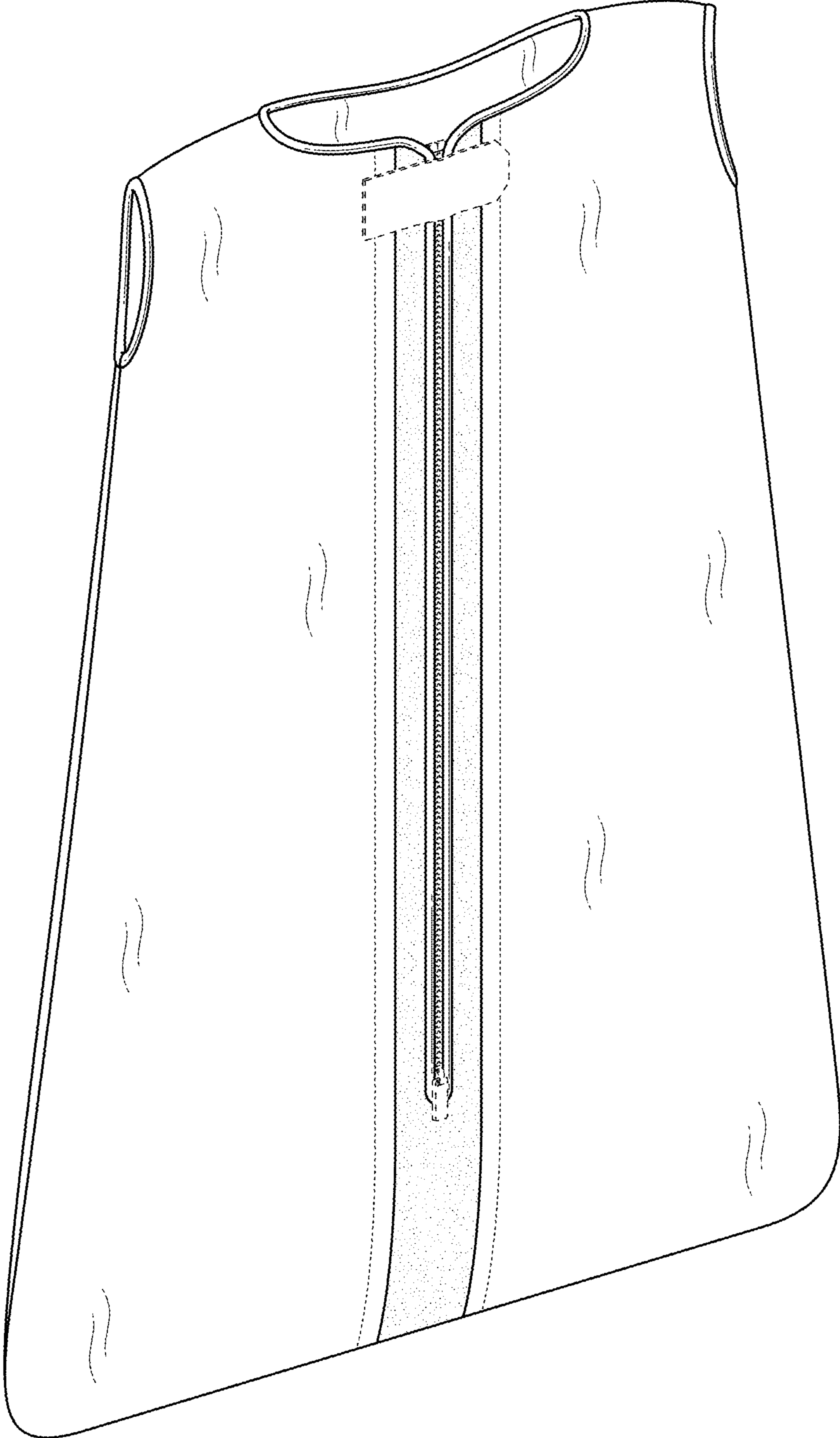


FIG. 1

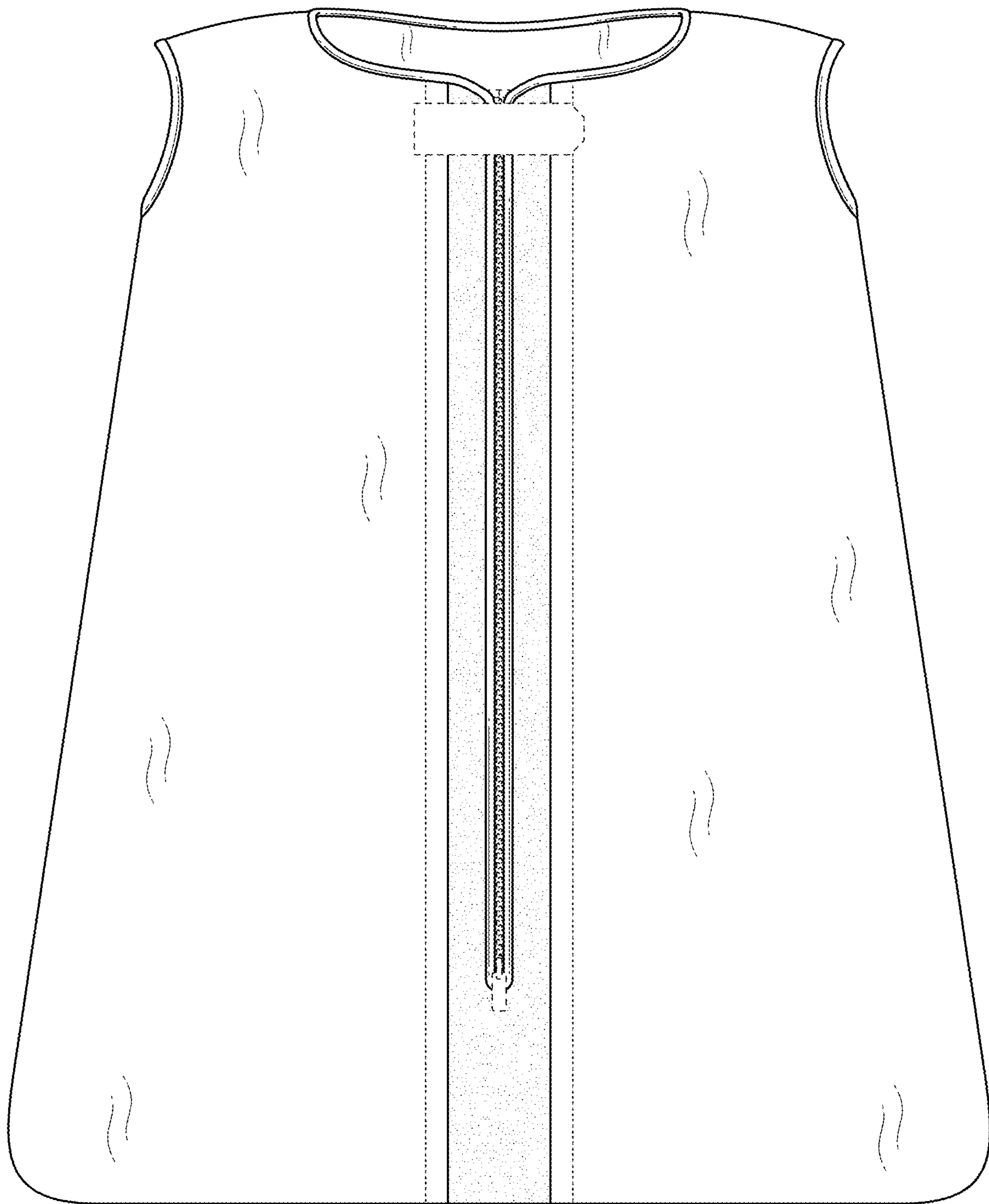


FIG. 2

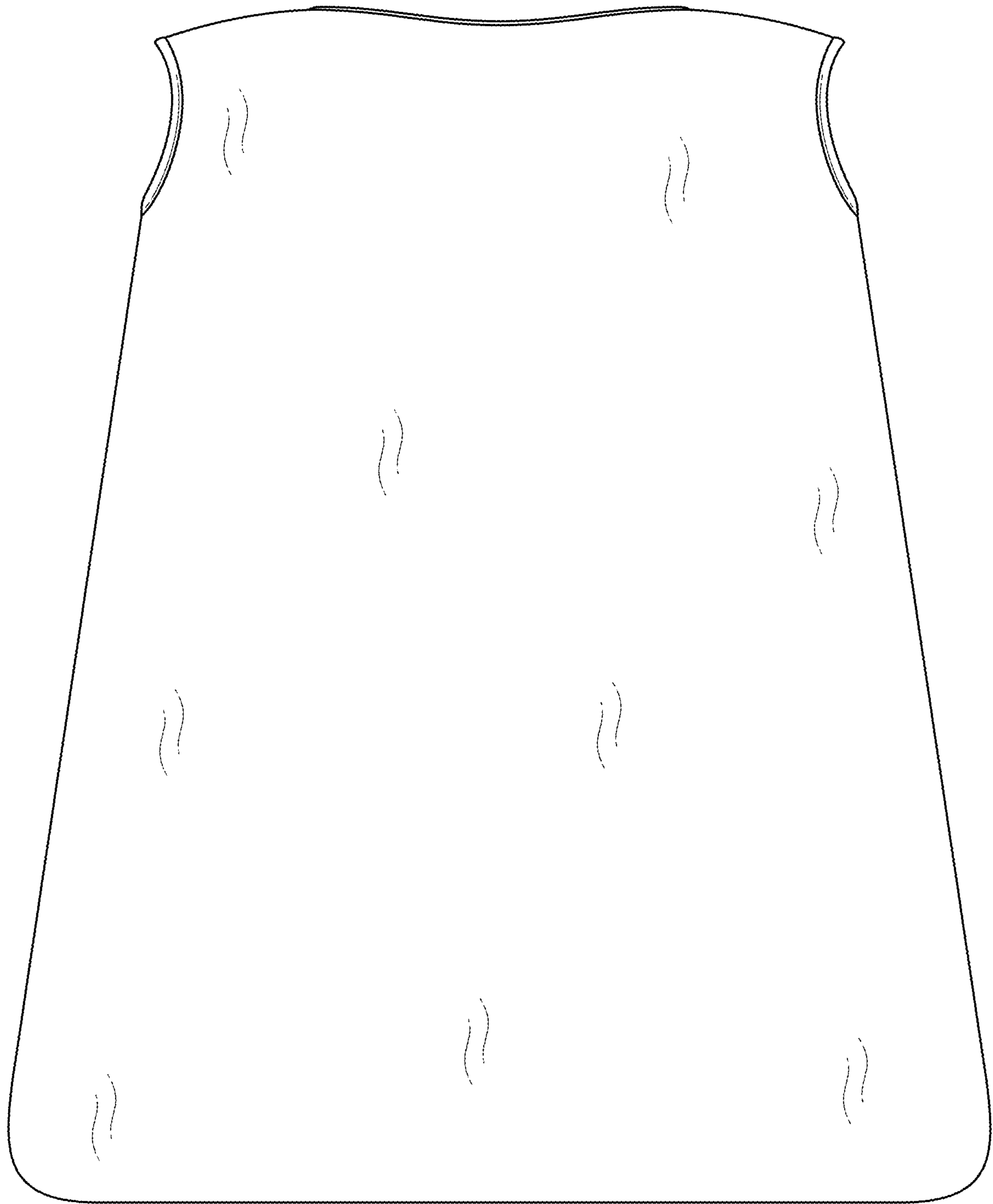


FIG. 3




FIG. 4

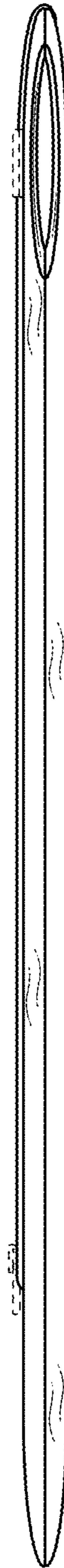


FIG. 5



FIG. 6

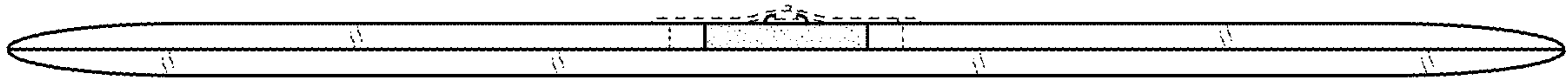


FIG. 7

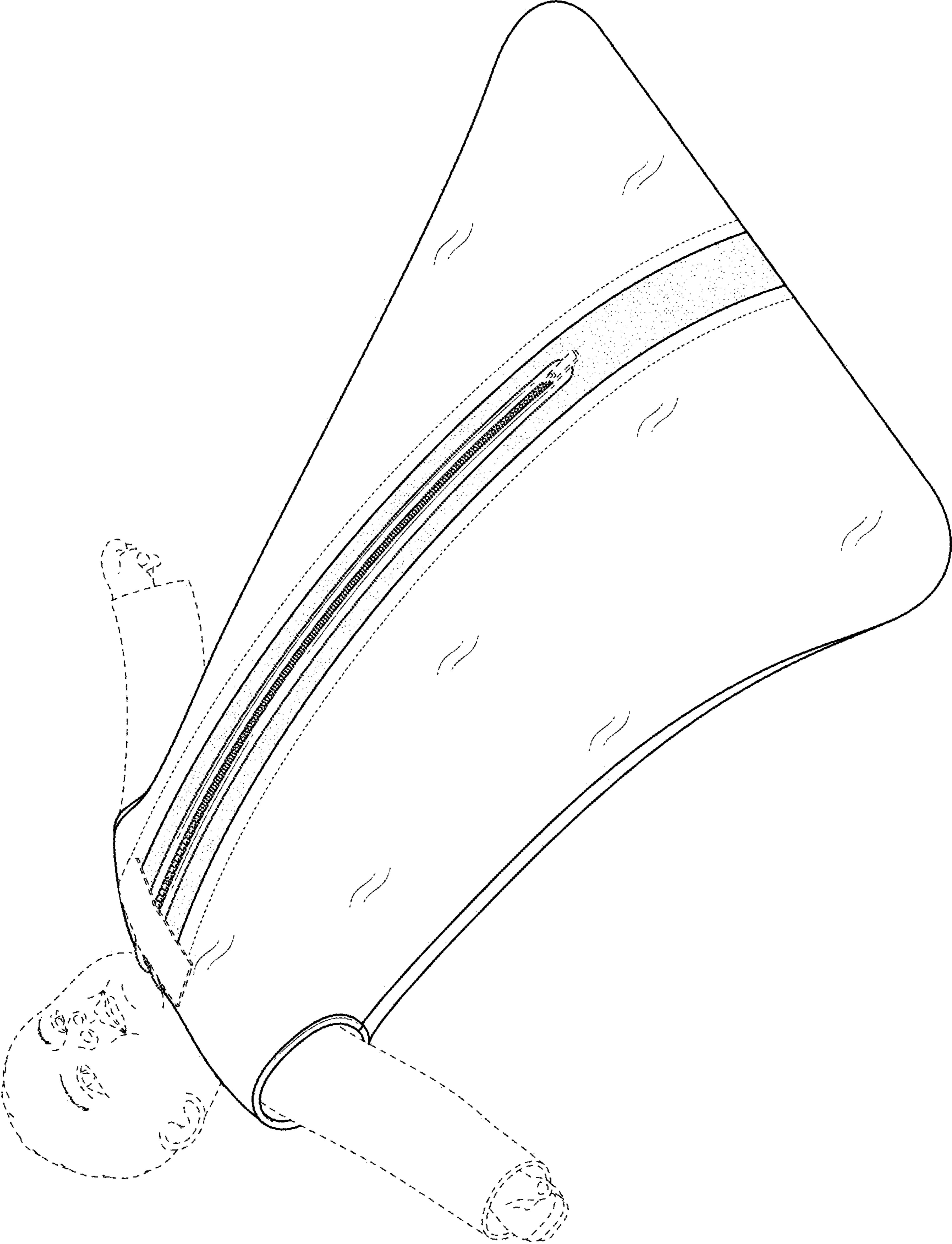


FIG. 8