



US00D925859S

(12) **United States Design Patent** (10) **Patent No.:** **US D925,859 S**
Ramon et al. (45) **Date of Patent:** **** Jul. 20, 2021**

(54) **STACKABLE PALLET**
(71) Applicant: **CABKA Group GmbH**, Berlin (DE)
(72) Inventors: **Gat Ramon**, Berlin (DE); **Stefan Muller**, Gera-Langenberg (DE)
(73) Assignee: **CABKA Group GmbH**, Berlin (DE)
(**) Term: **15 Years**
(21) Appl. No.: **29/723,936**
(22) Filed: **Feb. 12, 2020**
(51) **LOC (13) Cl.** **09-08**
(52) **U.S. Cl.**
USPC **D34/38**
(58) **Field of Classification Search**
USPC D34/38
CPC B65D 2519/00273; B65D 2519/00069;
B65D 2519/00288; B65D 2519/00024;
B65D 2519/00268
See application file for complete search history.

(56) **References Cited**
U.S. PATENT DOCUMENTS
3,995,749 A * 12/1976 Haskins B65D 19/0014
206/599
D417,765 S * 12/1999 Morello D34/38
D822,308 S * 7/2018 Hunt, III D34/38
D825,882 S * 8/2018 Thompson D34/38
10,093,335 B2 * 10/2018 Thuma B62B 3/10
D869,813 S * 12/2019 Heiberger D34/38
D895,223 S * 9/2020 Kalinowski D34/38
D895,224 S * 9/2020 Kalinowski D34/38

2004/0159266 A1 * 8/2004 Fisch B65D 19/0036
108/57.25
2004/0159267 A1 * 8/2004 Markling B65D 19/0026
108/57.25
2005/0061211 A1 * 3/2005 Zeigler B65D 19/0012
108/57.32
2005/0081763 A1 * 4/2005 Ramirez von Holle
B65D 19/38
108/56.1
2006/0075939 A1 * 4/2006 Shuert B65D 19/0016
108/57.25
2006/0272556 A1 * 12/2006 Apps B65D 19/44
108/53.1
2014/0099454 A1 * 4/2014 Roychoudhury B32B 3/22
428/34.1
2018/0251259 A1 * 9/2018 Shuert B65D 19/0018

* cited by examiner

Primary Examiner — Cynthia Ramirez


(57) **CLAIM**

The ornamental design for a stackable pallet, as shown and described.

DESCRIPTION

FIG. 1 is a top view of a stackable pallet, showing our new design;
FIG. 2 is a bottom view thereof;
FIG. 3 is a front view thereof;
FIG. 4 is a rear view thereof;
FIG. 5 is a right side view thereof;
FIG. 6 is a left side view thereof;
FIG. 7 is a top perspective view thereof; and,
FIG. 8 is a bottom perspective view thereof.

1 Claim, 8 Drawing Sheets






FIG. 1




FIG. 2




FIG. 3




FIG. 4




FIG. 5




FIG. 6




FIG. 7




FIG. 8