



US00D925856S

(12) **United States Design Patent** (10) **Patent No.:** **US D925,856 S**
Busch (45) **Date of Patent:** **** Jul. 20, 2021**

(54) **CONSOLE**
(71) Applicant: **Busch Systems International Inc.,**
Ontario (CA)
(72) Inventor: **Craig Busch,** Ontario (CA)
(73) Assignee: **BUSCH SYSTEMS**
INTERNATIONAL INC.
(**) Term: **15 Years**
(21) Appl. No.: **29/704,398**
(22) Filed: **Sep. 4, 2019**

D379,703 S * 6/1997 Kent D34/1
D381,156 S * 7/1997 Kent D34/1
D460,233 S * 7/2002 Strubin D34/1
D461,611 S * 8/2002 Weiss D34/1
D537,651 S * 3/2007 Seo D6/671.1
D641,119 S * 7/2011 Rampton D34/1
D656,699 S * 3/2012 Liao D34/9
D727,584 S * 4/2015 Busch D34/7
D754,410 S * 4/2016 McLoughlin D34/1
9,428,332 B2 * 8/2016 Supple B65F 1/1484
D812,834 S * 3/2018 Asner D34/6
D891,156 S * 7/2020 Sumlin D6/671.1
2003/0230627 A1 * 12/2003 Newsome B65F 1/0093
232/43.2
2011/0240513 A1 * 10/2011 Busch B65F 1/10
206/555

* cited by examiner

(30) **Foreign Application Priority Data**
Apr. 10, 2019 (CA) CA 186967
(51) **LOC (13) Cl.** **09-09**
(52) **U.S. Cl.**
USPC **D34/7**
(58) **Field of Classification Search**
USPC D34/1, 5, 6, 7, 10, 11; D6/663, 671.1;
D25/16, 33
CPC B65F 1/06; B65F 1/1615; B65F 1/1607;
B65F 1/163; B65F 1/16; B65F 1/062;
B65F 1/068; B65F 1/1426; E04H 1/1205
See application file for complete search history.

Primary Examiner — Cynthia Ramirez
(74) *Attorney, Agent, or Firm* — Clark Hill PLC; James
R. Foley

(56) **References Cited**
U.S. PATENT DOCUMENTS
3,593,916 A * 7/1971 O'Neil B65F 1/16
232/43.1
D307,344 S * 4/1990 Massonnet D34/1
D328,169 S * 7/1992 Burleigh D34/1
D333,898 S * 3/1993 Schulze D34/5
5,372,271 A * 12/1994 Miller B65F 1/1607
220/263
D377,553 S * 1/1997 Cozart D34/1

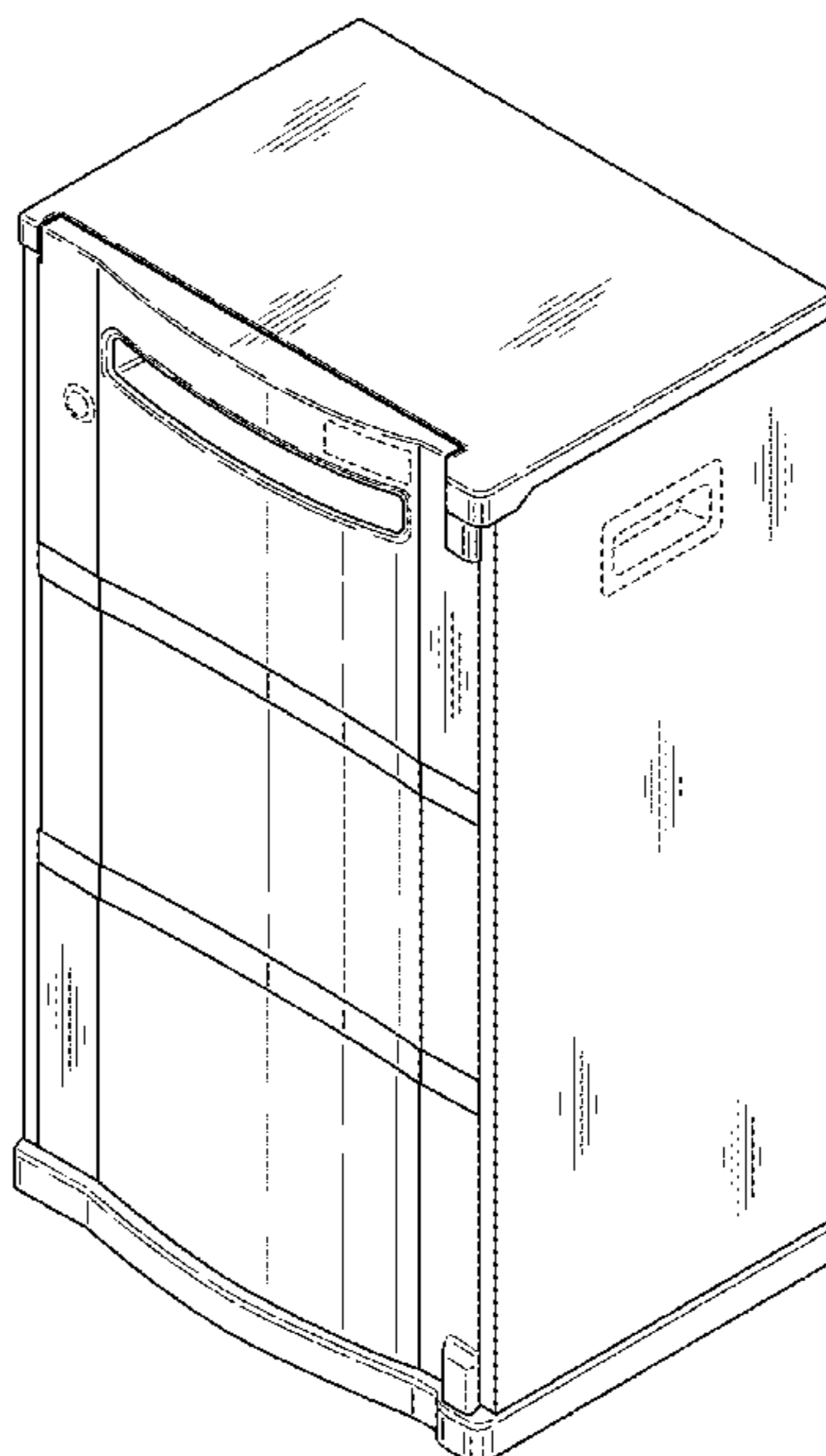
(57) **CLAIM**

I claim the ornamental design of a console, as shown and described.

DESCRIPTION

FIG. 1 is a perspective view of a console showing my new design;
FIG. 2 is a front view thereof;
FIG. 3 is a rear view thereof;
FIG. 4 is a right side view thereof;
FIG. 5 is a left side view thereof;
FIG. 6 is a top view thereof; and,
FIG. 7 is a bottom view thereof.
The broken lines in the figures shown portions of the console, which form no part of the claimed design.

1 Claim, 7 Drawing Sheets



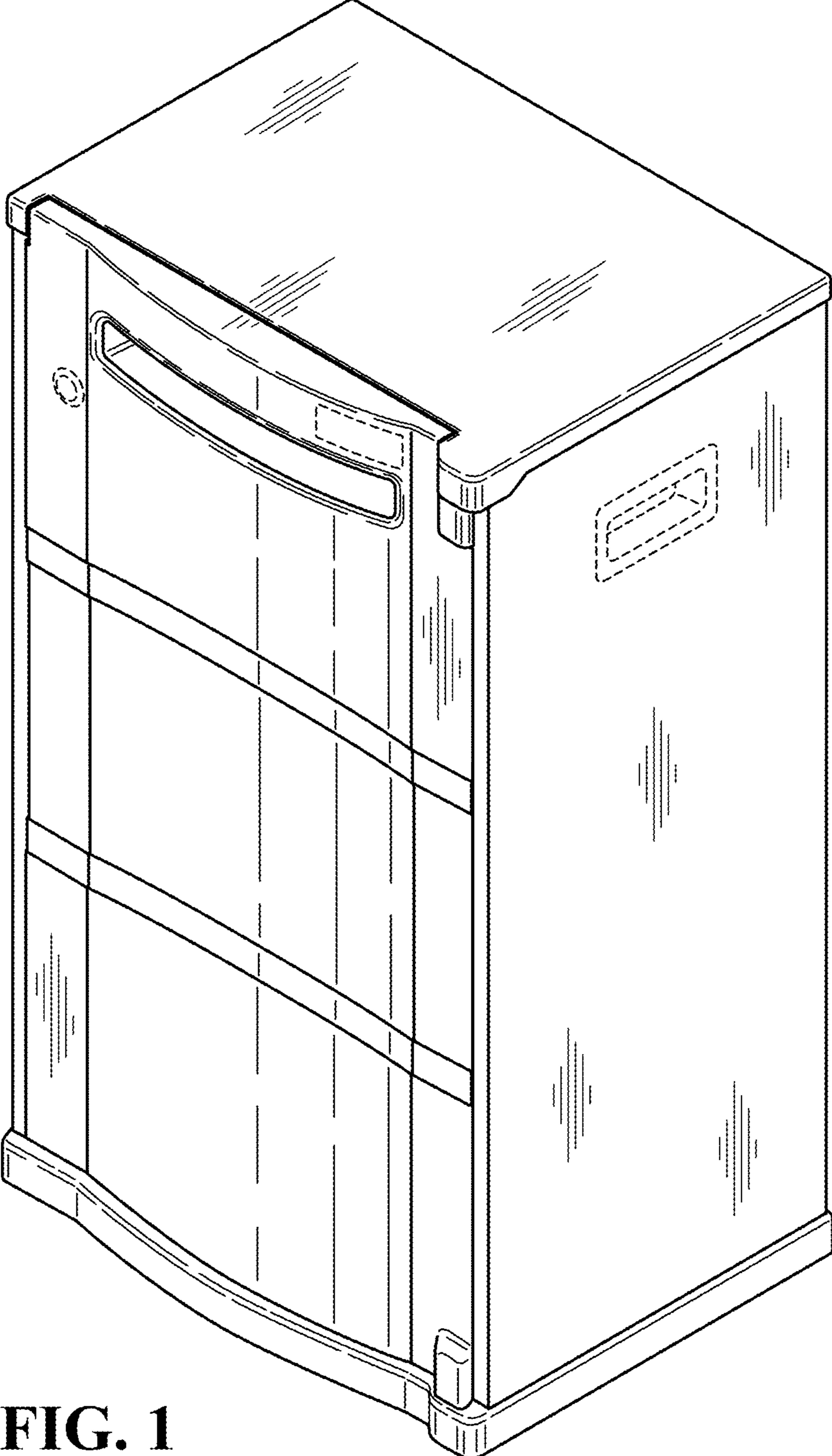


FIG. 1

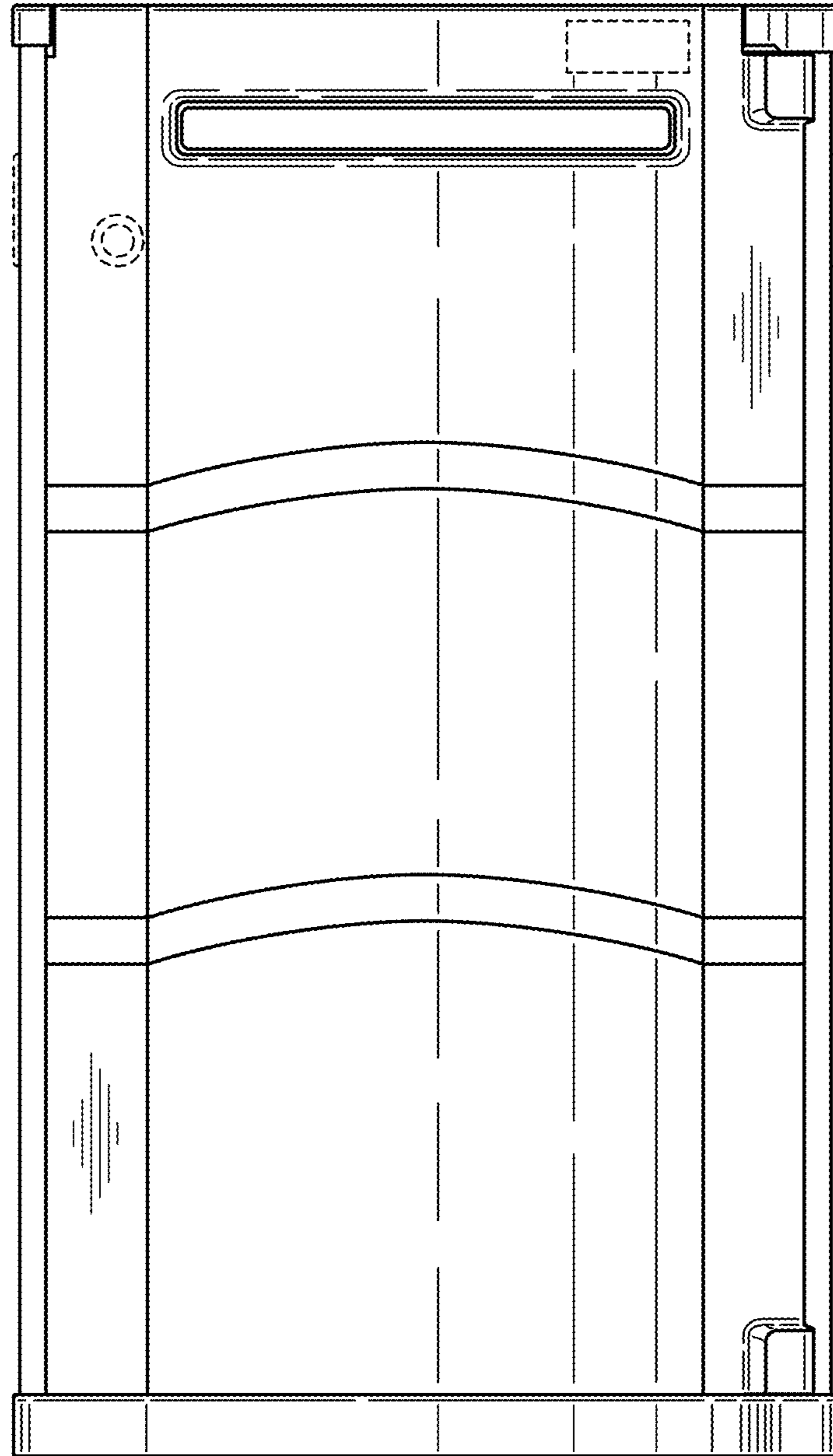


FIG. 2




FIG. 3

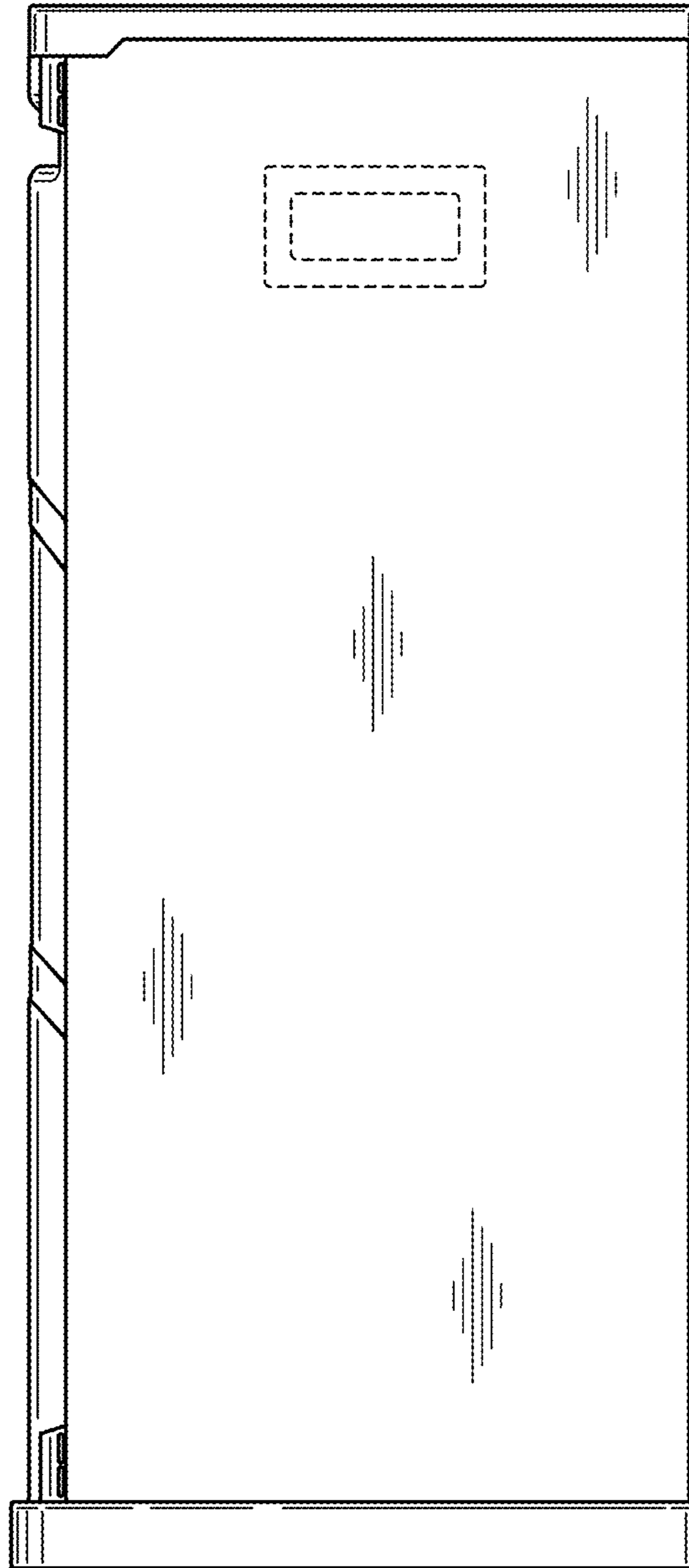


FIG. 4

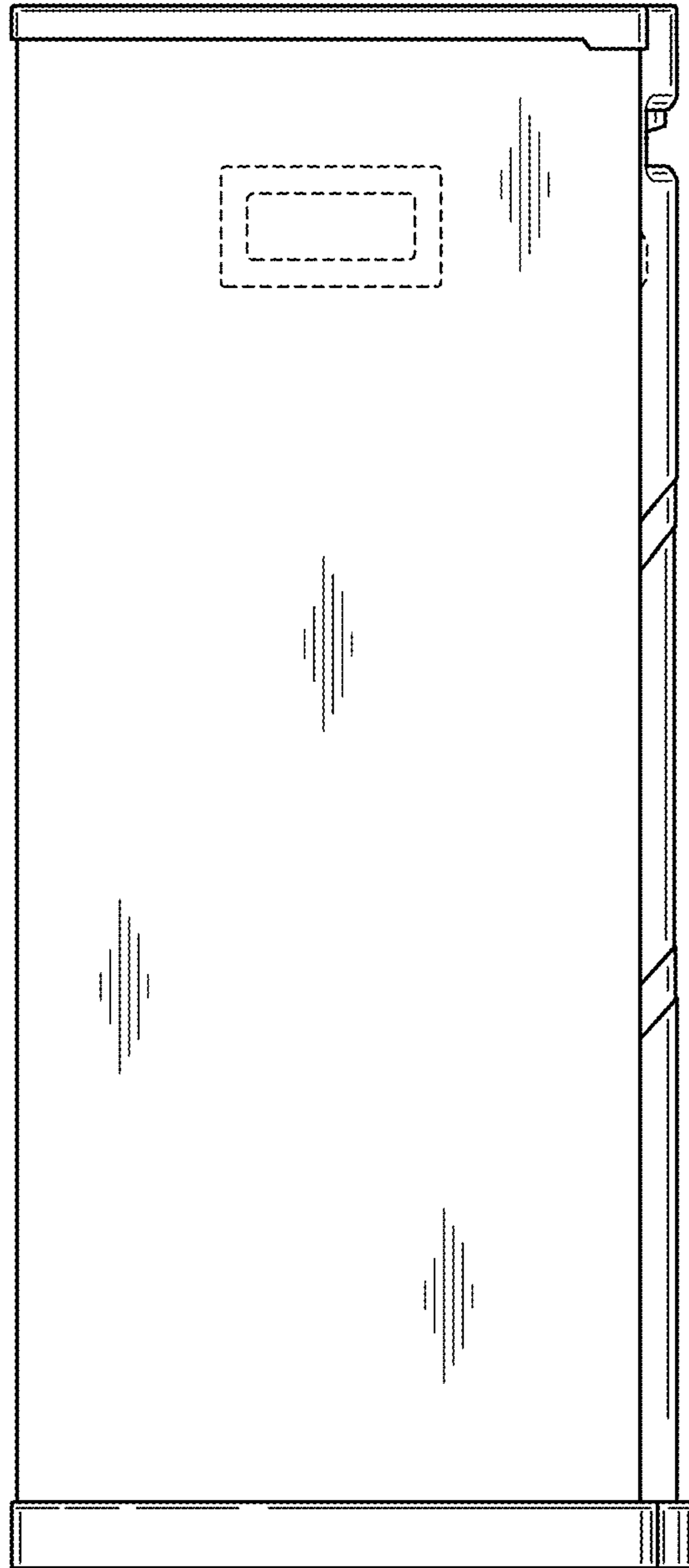


FIG. 5

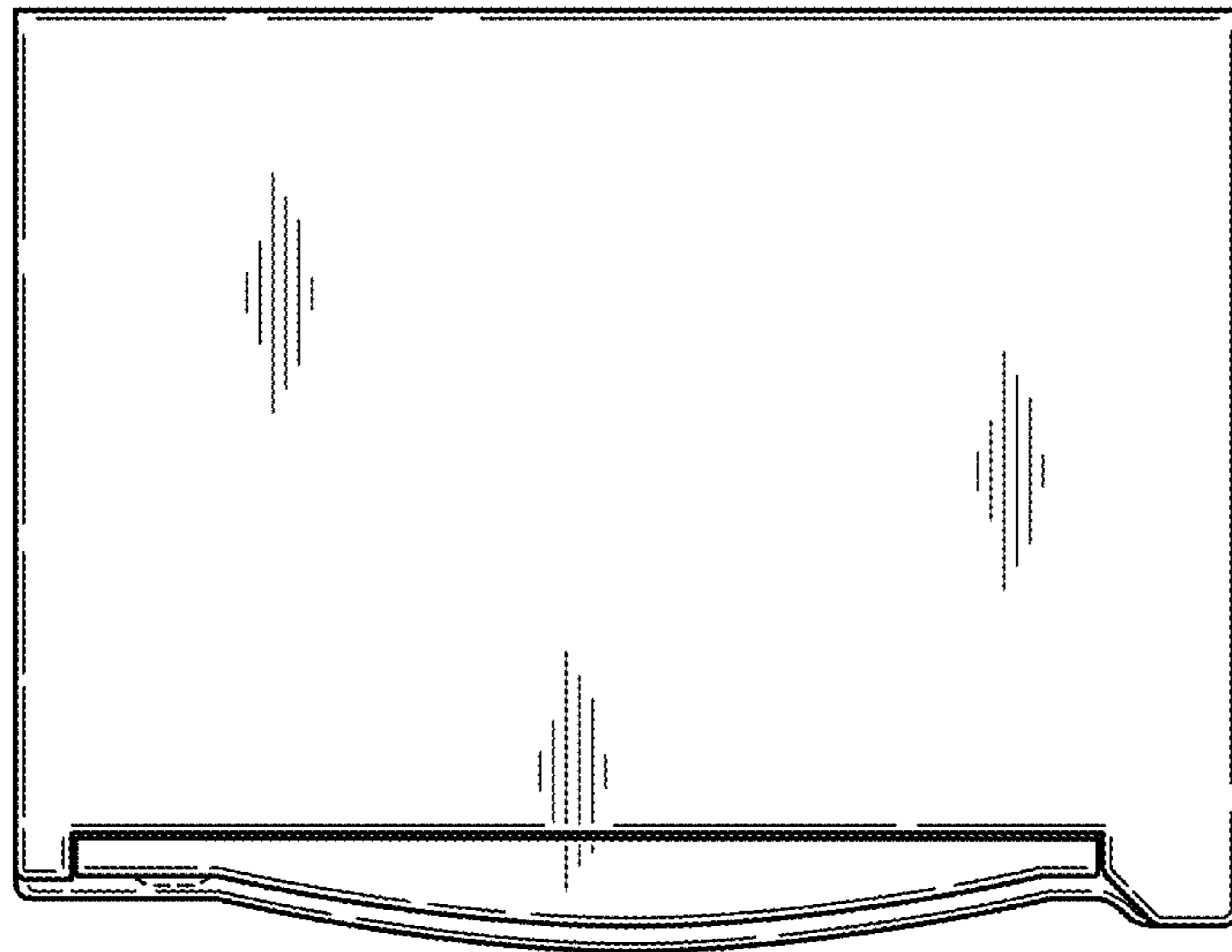


FIG. 6

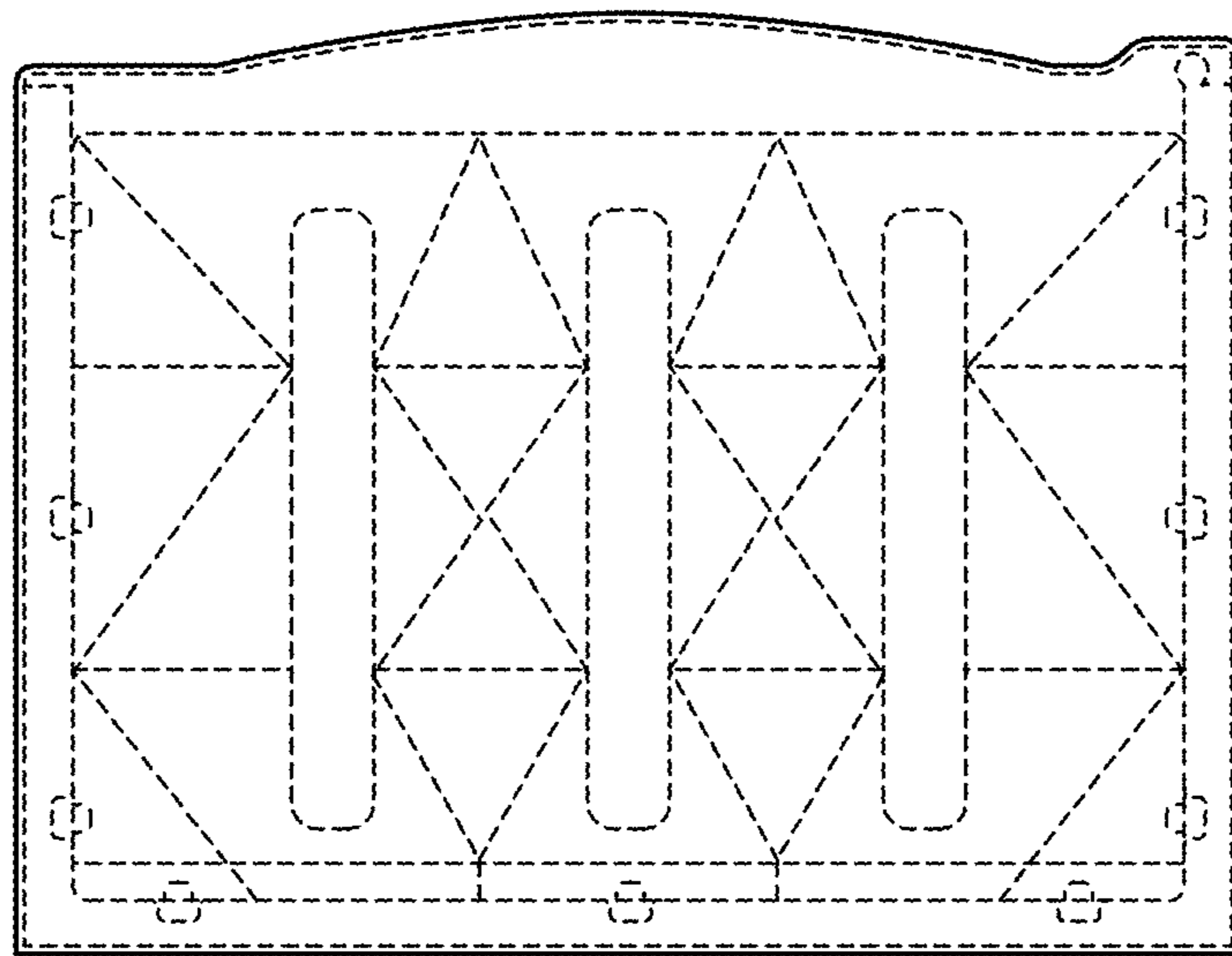


FIG. 7