



US00D925820S

(12) **United States Design Patent** (10) **Patent No.:** **US D925,820 S**
Gibson (45) **Date of Patent:** **** Jul. 20, 2021**

(54) **ELECTRONIC VAPORIZER MOUTHPIECE**
(71) Applicant: **Kandypens Inc.**, Santa Barbara, CA (US)
(72) Inventor: **Graham D Gibson**, Phoenix, AZ (US)
(73) Assignee: **Kandypens, Inc.**, Santa Barbara, CA (US)

D846,187 S * 4/2019 Hoch D27/162
10,271,579 B2 4/2019 Garay et al.
D854,740 S * 7/2019 Opp D27/162
10,517,334 B1 12/2019 Volodarsky et al.
D882,867 S * 4/2020 Volodarsky D27/170
D885,191 S * 5/2020 Thompson D9/544
D885,549 S * 5/2020 Cui D23/366
D895,894 S 9/2020 Bajpai et al.

(**) Term: **15 Years**
(21) Appl. No.: **29/721,313**
(22) Filed: **Jan. 20, 2020**
(51) **LOC (13) Cl.** **27-02**
(52) **U.S. Cl.**
USPC **D27/162**
(58) **Field of Classification Search**
USPC D27/100, 101, 163–165, 172, 180–183,
D27/185–194; D24/110, 110.5; D9/455,
D9/456, 544, 549, 558, 574, 548;
D23/366
CPC A24F 1/30; A24F 1/00; A24F 1/14; A24F
1/12; A24F 1/02; F21V 29/506; F21S
8/00

See application file for complete search history.

(56) **References Cited**

U.S. PATENT DOCUMENTS

D368,325 S * 3/1996 Heine D27/162
D608,879 S * 1/2010 Colombo D23/366
D624,823 S * 10/2010 Brown D9/544
D632,425 S * 2/2011 Badawi D27/162
D649,705 S * 11/2011 Mehio D27/162
D680,684 S * 4/2013 Enshiwat D27/162
D685,646 S * 7/2013 DeMarco D9/558
D686,775 S * 7/2013 Mehio D27/162
D731,705 S * 6/2015 Nadeem D27/162
D754,392 S * 4/2016 Helou D27/162
D755,439 S * 5/2016 Helou D27/162
D780,586 S * 3/2017 Ginders D9/544
D844,231 S * 3/2019 Klimczyk D27/162

OTHER PUBLICATIONS

NEW 2 1/2" x 7 1/2" Clear Glass Hurricane Oil Lamp Lantern Chimney Shade CH920 by Flippity found on line Dec. 27, 2020 <http://www.flippity.com/buy/NEW-2-1-2-x-7-1-2-CLEAR-GLASS-HURRICANE-OIL-LAMP-LANTERN-CHIMNEY-SHADE-CH920-113573511906>.*

* cited by examiner

Primary Examiner — Marissa J Cash
Assistant Examiner — Rebecca Tsehaye
(74) *Attorney, Agent, or Firm* — KW Law, LLP

(57) **CLAIM**

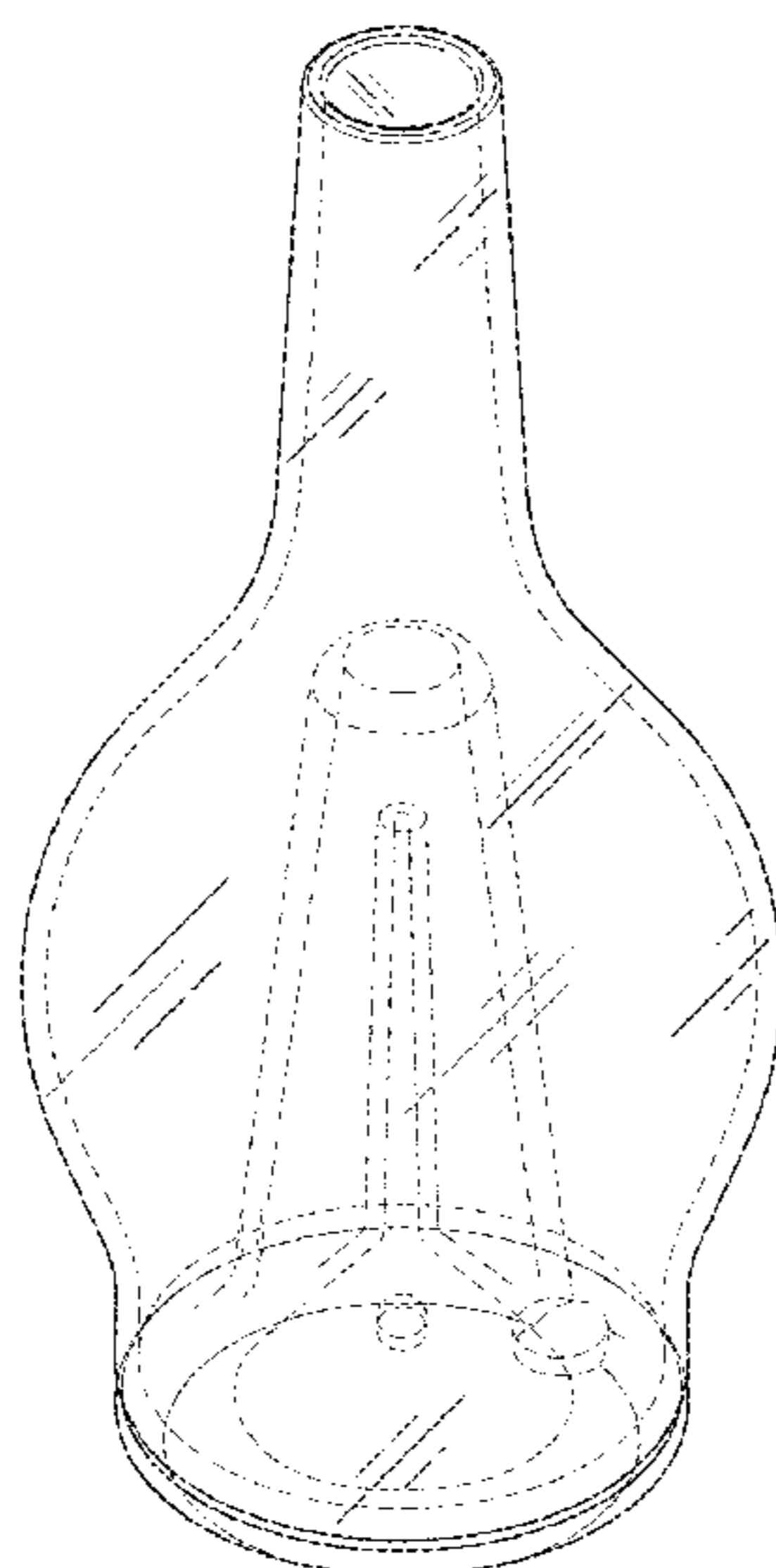
The ornamental design of an electronic vaporizer mouthpiece, substantially as shown and described.

DESCRIPTION

FIG. 1 is a top front perspective view of an electronic vaporizer mouthpiece in accordance with the present design; FIG. 2 is a left side view thereof; FIG. 3 is a right side view thereof; FIG. 4 is a front view thereof; FIG. 5 is a back view thereof; FIG. 6 is a top view thereof; and, FIG. 7 is a bottom view thereof.

The broken lines in the Figures show portions of the electronic vaporizer mouthpiece which form no part of the claimed design. The oblique lines in the drawings indicate transparency.

1 Claim, 7 Drawing Sheets



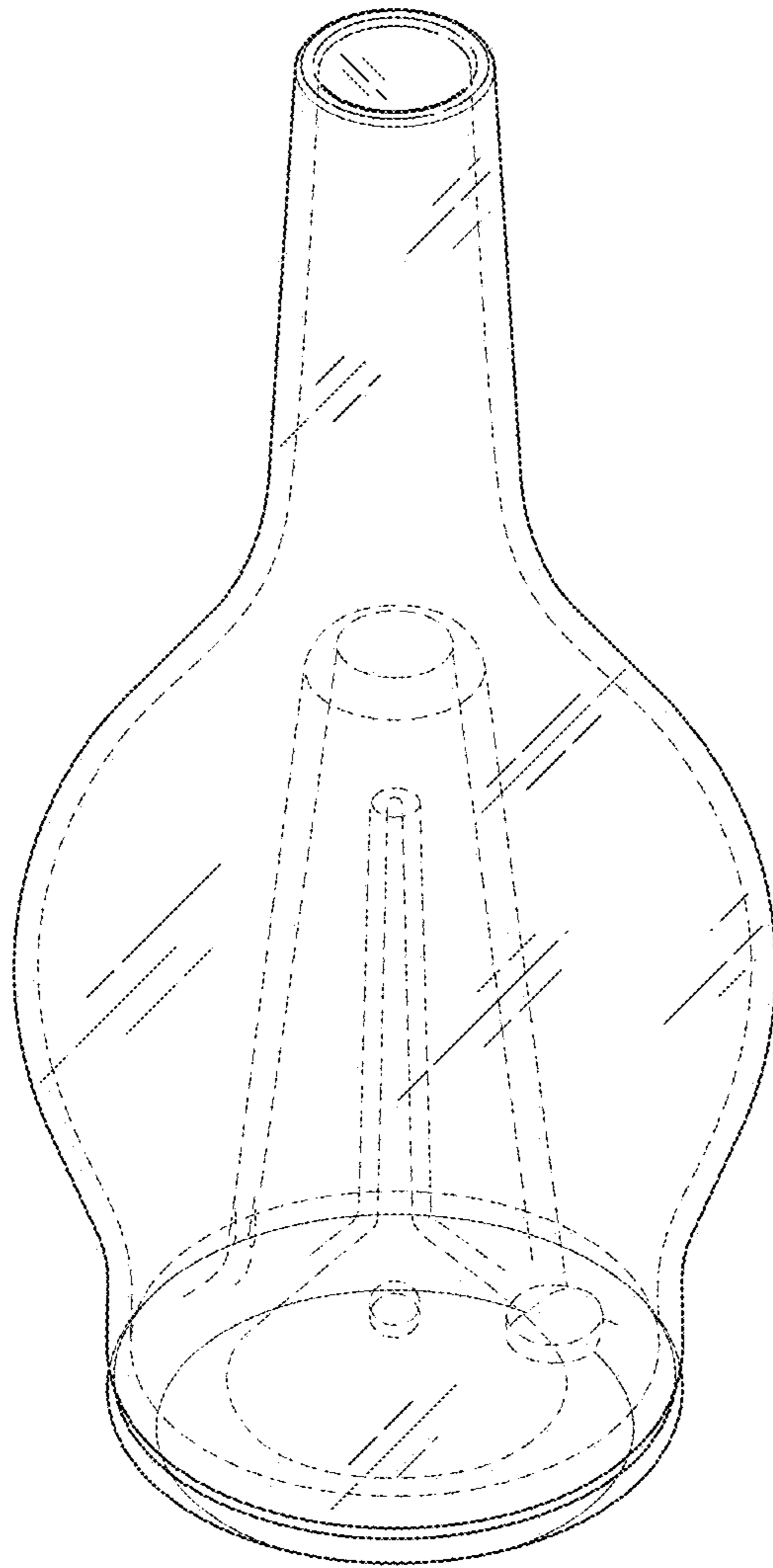


FIG.1

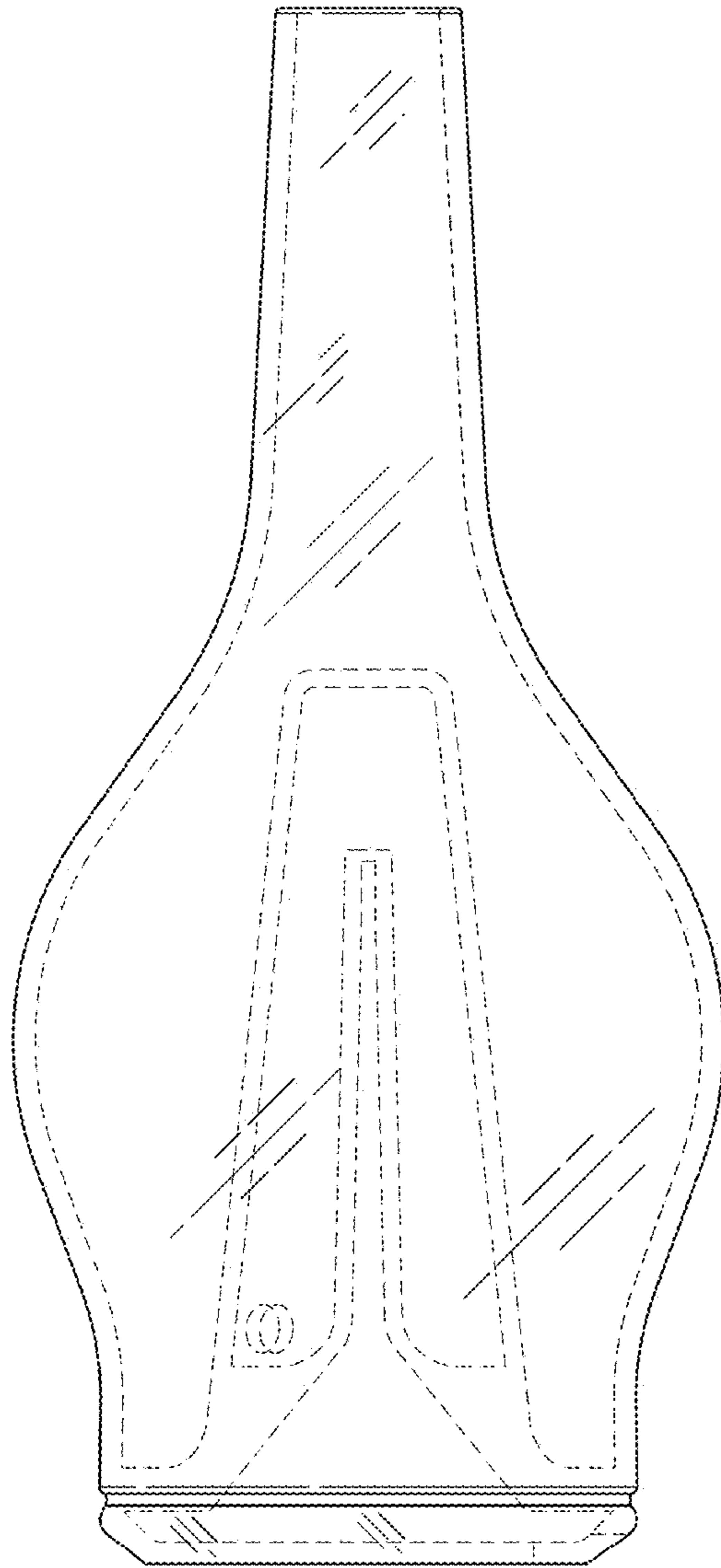


FIG.2

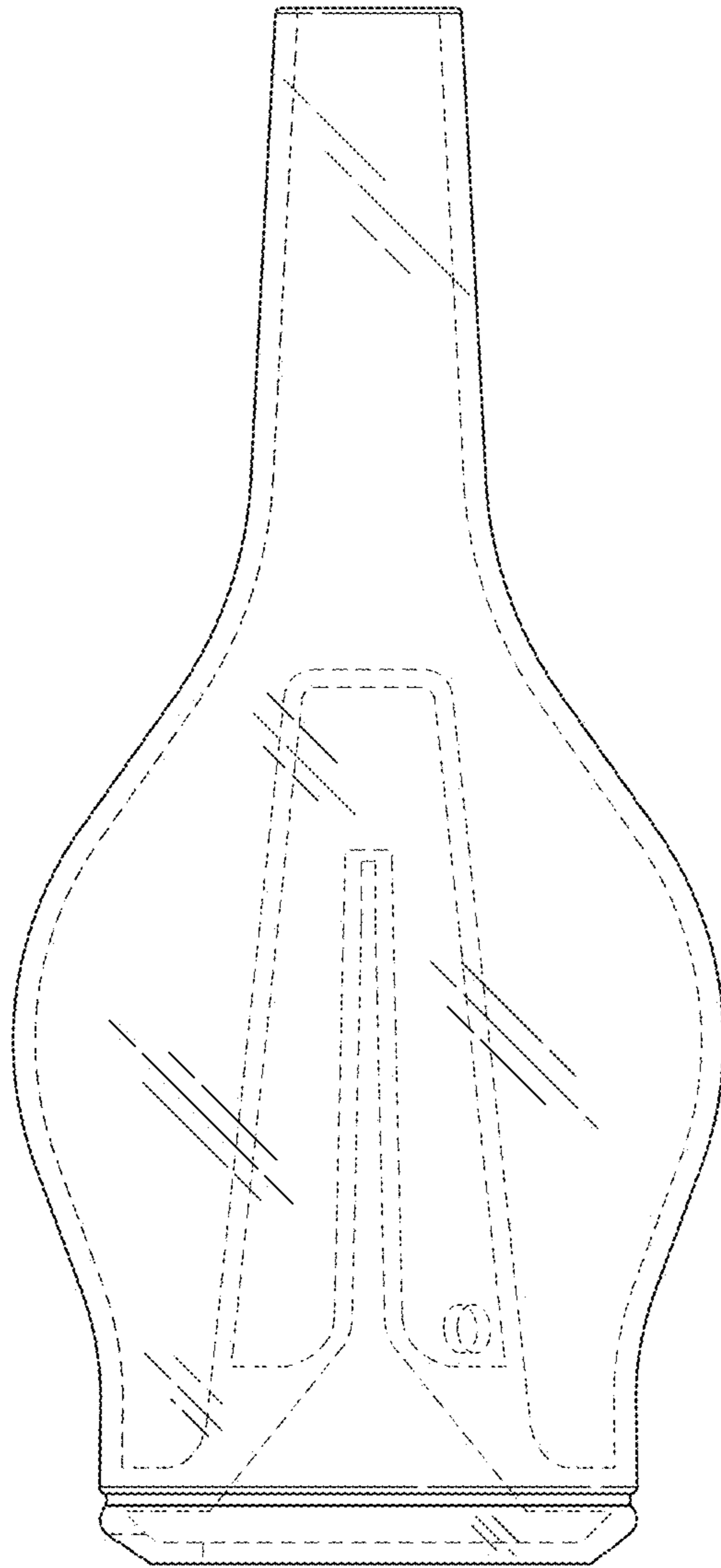


FIG.3

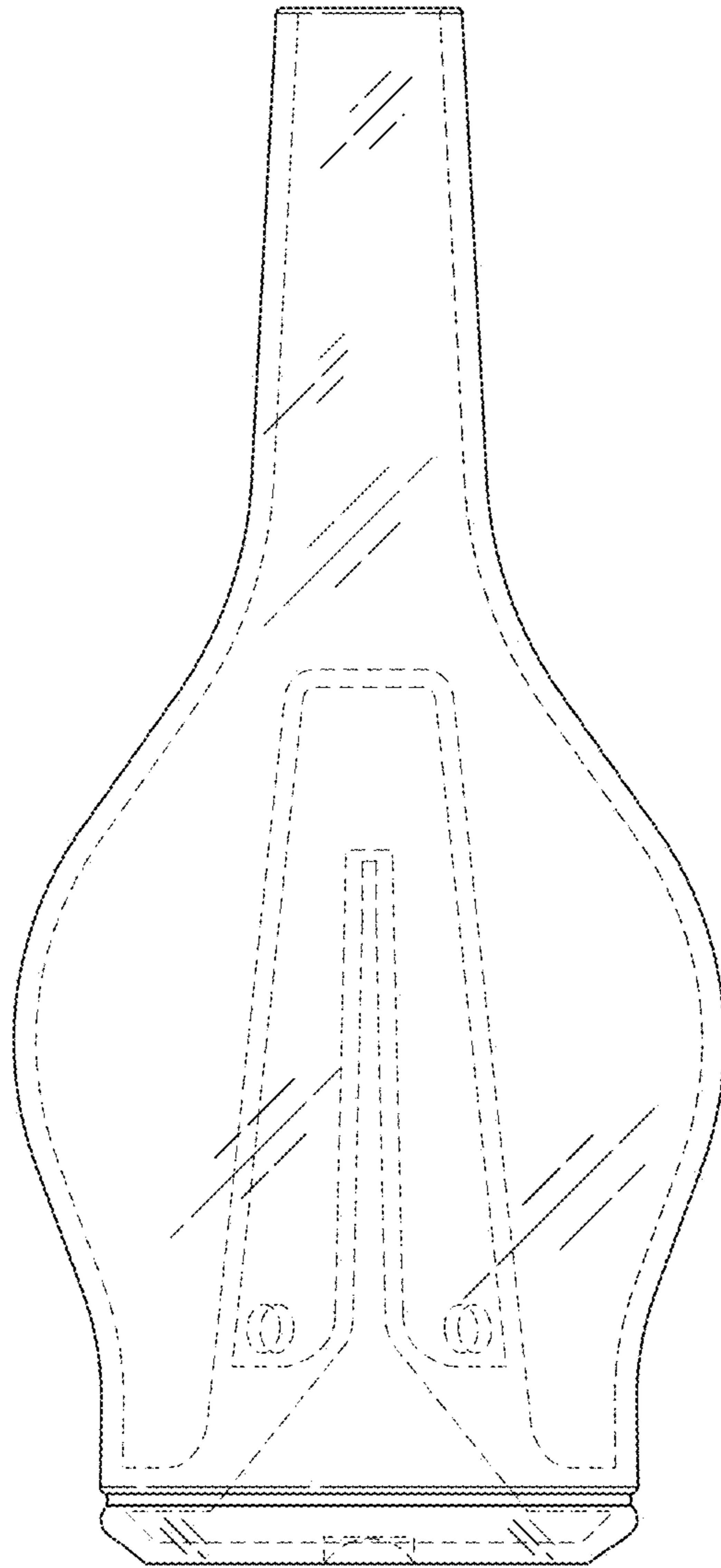


FIG.4

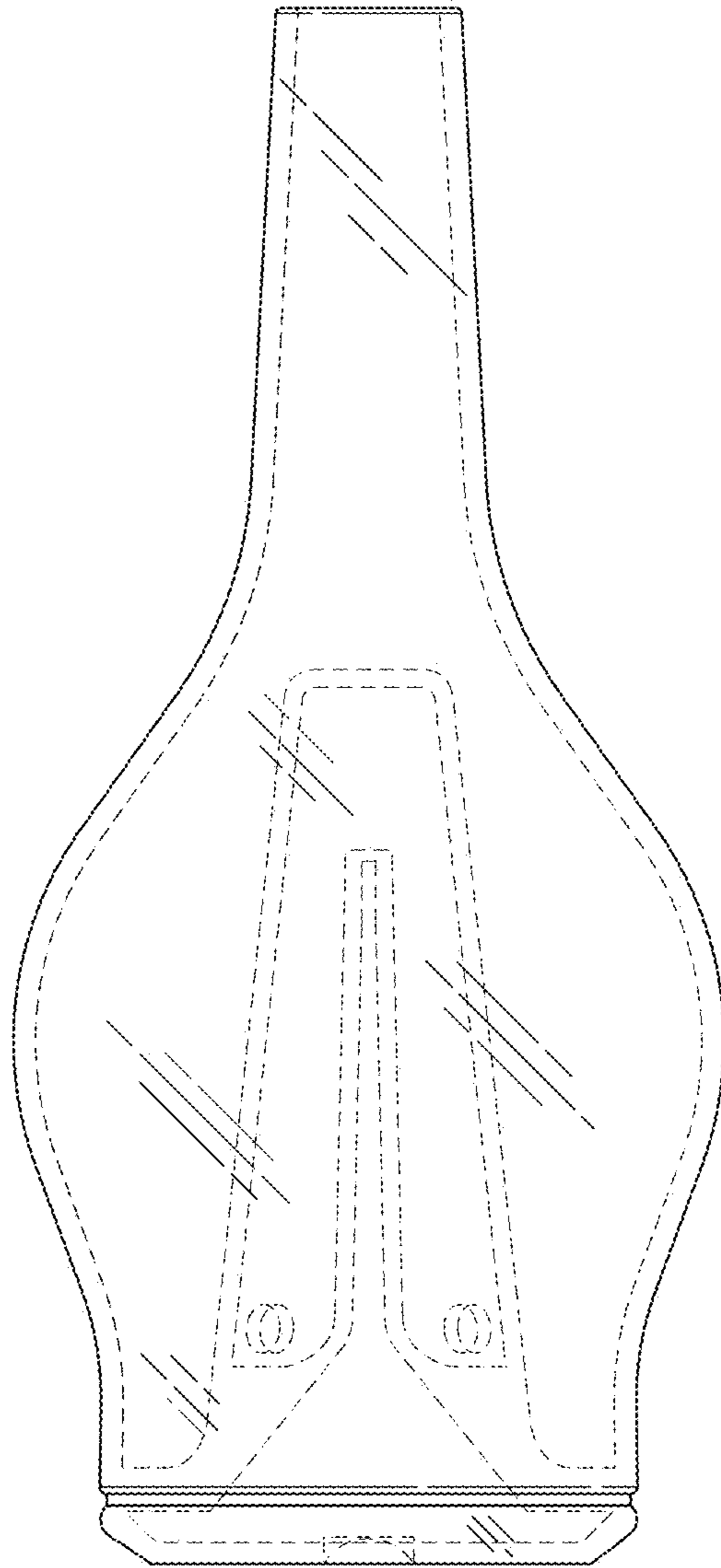


FIG.5

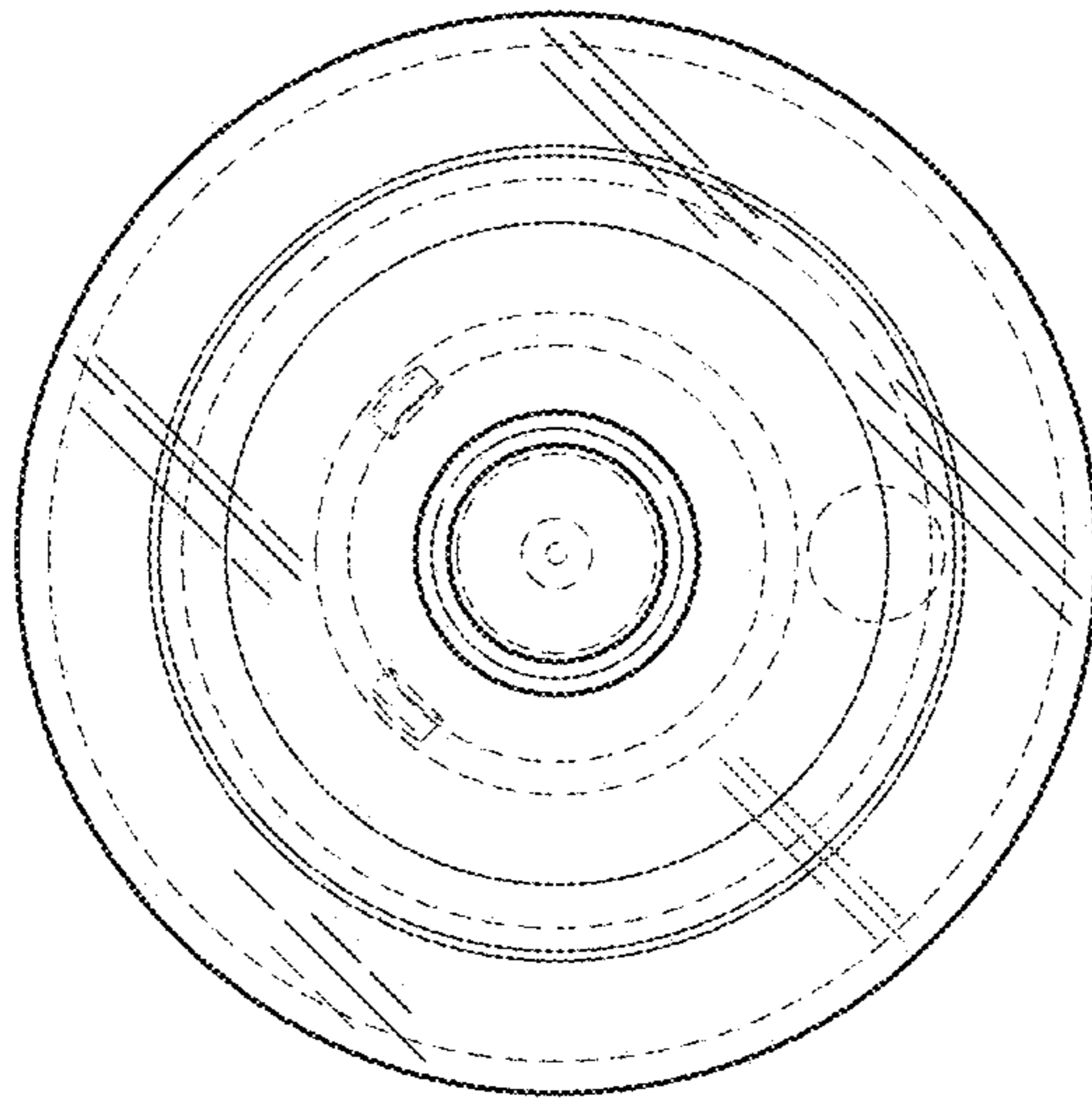


FIG.6

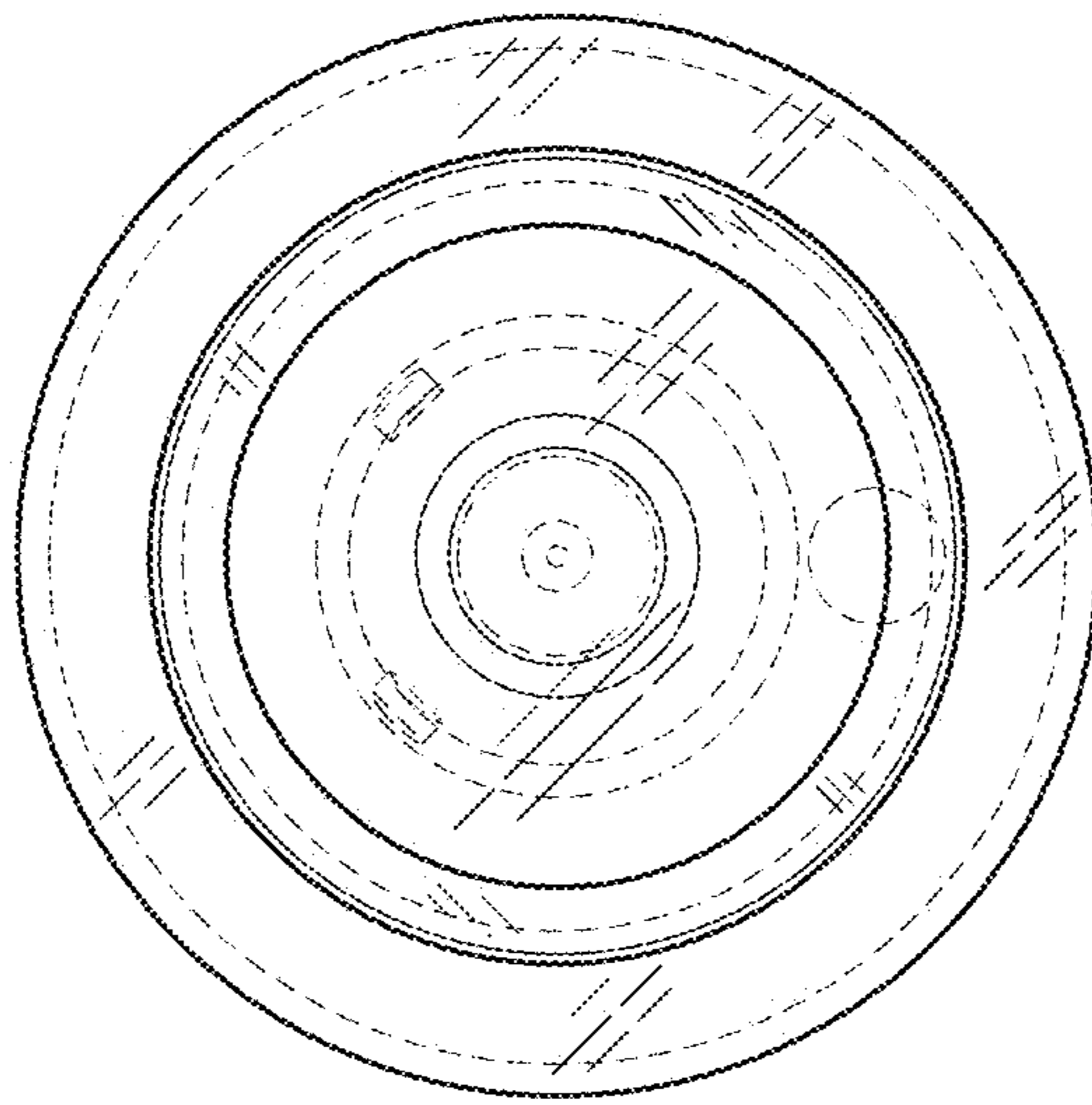


FIG.7