



US00D925814S

(12) **United States Design Patent**
Schmidt

(10) **Patent No.:** **US D925,814 S**

(45) **Date of Patent:** **** Jul. 20, 2021**

(54) **CLIP FOR A HORTICULTURAL LUMINAIRE**

(71) Applicant: **Jonathan Becker Schmidt**, Round Rock, TX (US)

(72) Inventor: **Jonathan Becker Schmidt**, Round Rock, TX (US)

(73) Assignee: **Fluence Bioengineering, Inc.**, Austin, TX (US)

(**) Term: **15 Years**

(21) Appl. No.: **29/704,399**

(22) Filed: **Sep. 4, 2019**

(51) **LOC (13) Cl.** **26-05**

(52) **U.S. Cl.**
USPC **D26/138**

(58) **Field of Classification Search**
USPC D26/76, 78, 79, 80, 81, 82, 83, 85, 86, D26/88, 90, 113, 118, 119, 120, 121, 122, D26/138, 139, 140, 141, 142
CPC F21S 2/00; F21S 4/00; F21S 4/003; F21S 4/005; F21S 4/006; F21S 4/007; F21S 4/008; F21S 6/00; F21S 8/00; F21S 8/024; F21S 8/026; F21S 8/031; F21S 8/033; F21S 8/035-037; F21S 8/04; F21S 8/043; F21S 8/063

See application file for complete search history.

(56) **References Cited**

U.S. PATENT DOCUMENTS

D263,903 S * 4/1982 Johnston D23/217
D285,409 S * 9/1986 Lemkin D22/147

D333,526 S * 2/1993 Taylor D25/131
D377,844 S * 2/1997 Gary D21/840
D378,439 S * 3/1997 Gary D21/840
D436,218 S * 1/2001 Gary D26/138
D469,566 S * 1/2003 Gary F21V 21/0824
D26/138
D473,963 S * 4/2003 Chun D26/38
D577,966 S * 10/2008 Cosimo D8/1
D700,673 S * 3/2014 Ochagavia Torino D21/840
D799,106 S * 10/2017 Adams, IV D26/138
D884,261 S * 5/2020 Long D26/138
10,712,124 B2 * 7/2020 Courtney A45F 5/02

* cited by examiner

Primary Examiner — Michael C Stout

Assistant Examiner — Benjamin M Weeks

(74) *Attorney, Agent, or Firm* — Edward Podszus

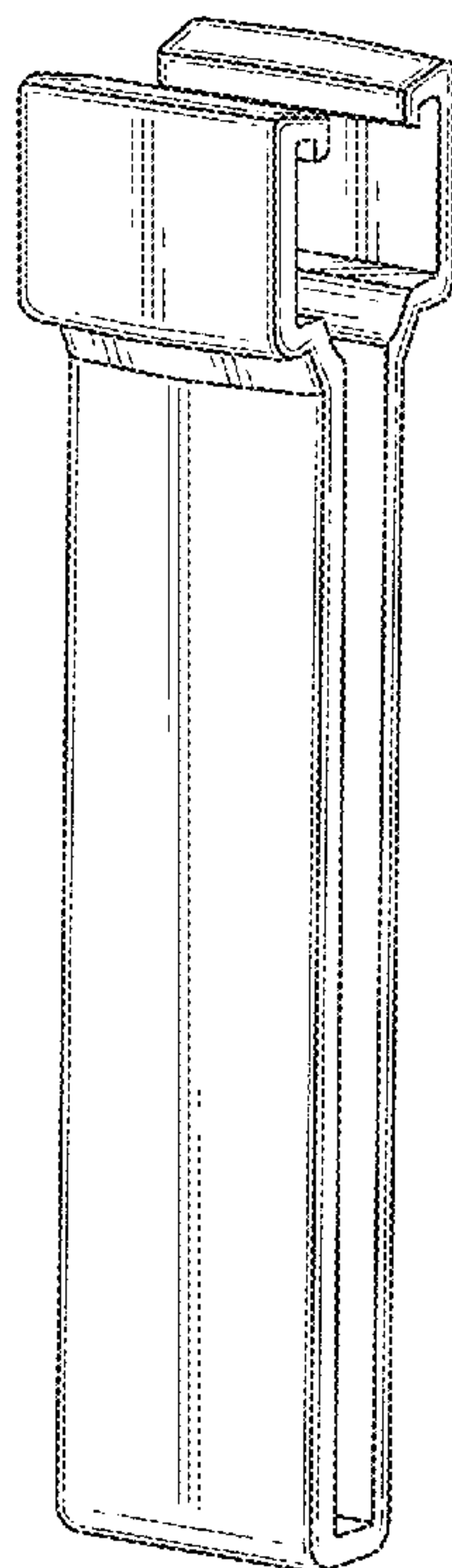
(57) **CLAIM**

The ornamental design for a clip for a horticultural luminaire, as shown and described.

DESCRIPTION

FIG. 1 is a perspective view of the new design for a clip for a horticultural luminaire as seen from the front, top; FIG. 2 is a front elevational view thereof, the rear view being a mirror image thereof; FIG. 3 is a right side elevational view thereof, the left side being a mirror image thereof; FIG. 4 is a top plan view thereof; and, FIG. 5 is a bottom plan view thereof.

1 Claim, 2 Drawing Sheets



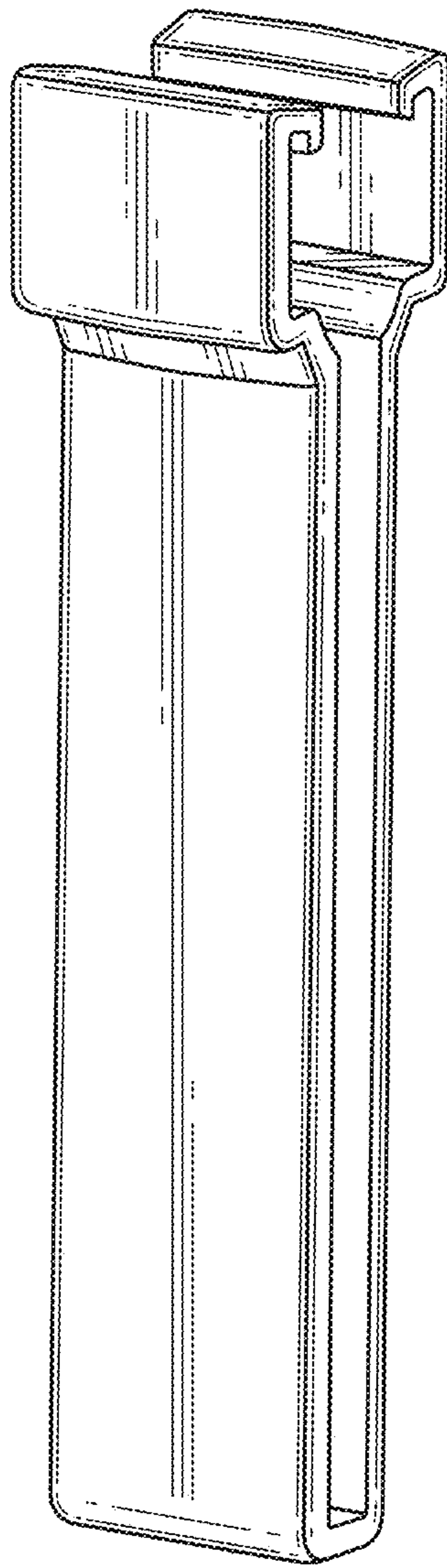


FIG. 1

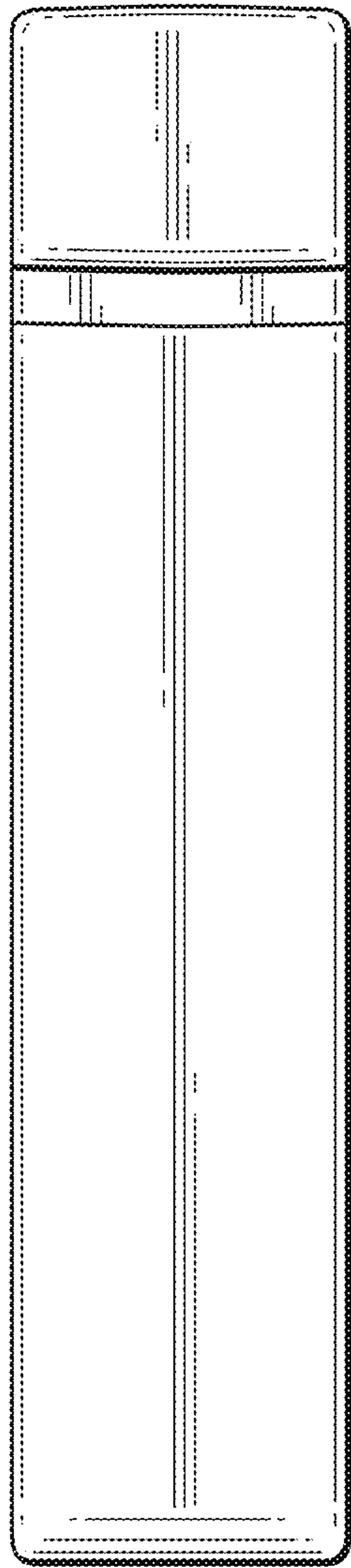


FIG. 2

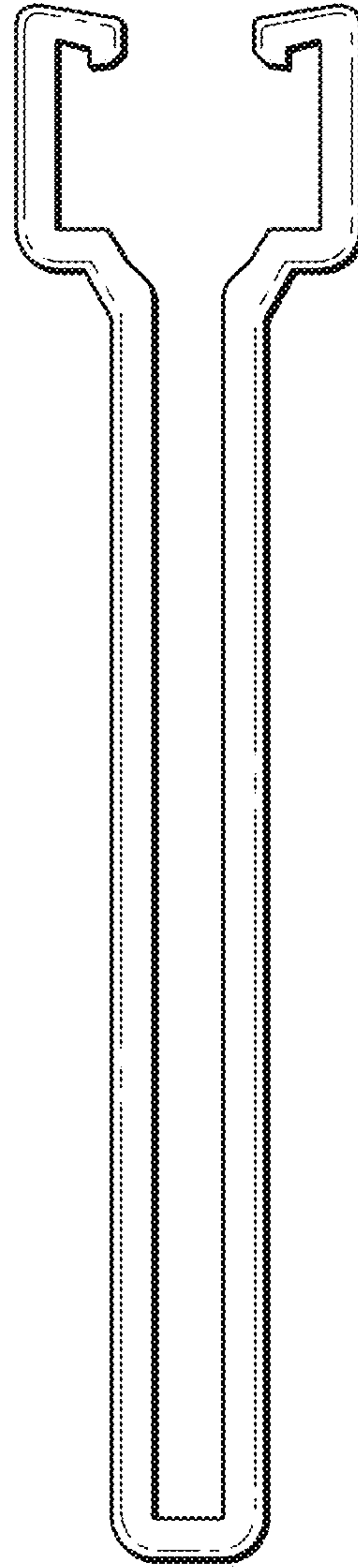


FIG. 3

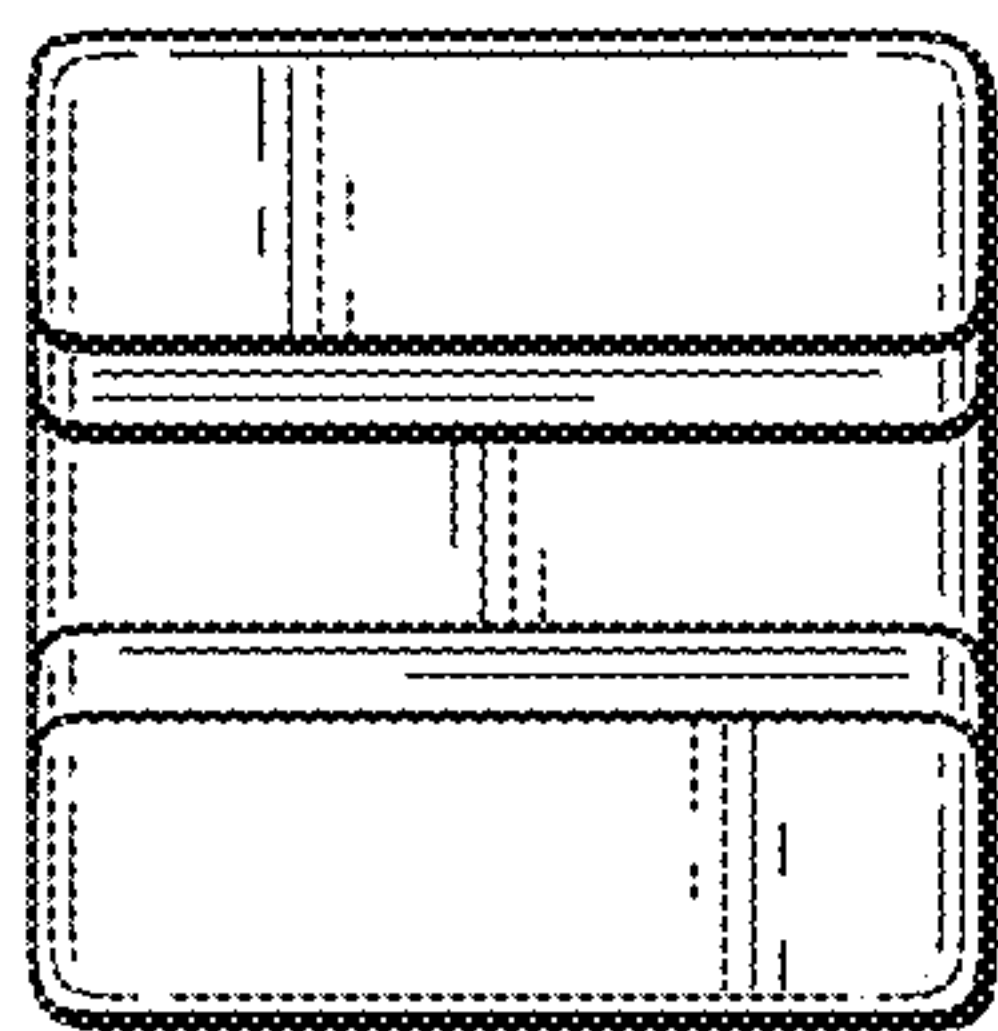


FIG. 4




FIG. 5