



US00D925804S

(12) **United States Design Patent**
Hamilton

(10) **Patent No.:** **US D925,804 S**
(45) **Date of Patent:** **** Jul. 20, 2021**

(54) **MODULAR ILLUMINATION UNIT**

(71) Applicant: **William Hamilton**, Brentwood, TN
(US)

(72) Inventor: **William Hamilton**, Brentwood, TN
(US)

(**) Term: **15 Years**

(21) Appl. No.: **29/684,396**

(22) Filed: **Mar. 20, 2019**

(51) **LOC (13) Cl.** **26-05**

(52) **U.S. Cl.**
USPC **D26/72**

(58) **Field of Classification Search**
USPC D10/111–115; D26/24, 26, 28, 34, 44,
D26/51, 58, 60, 61, 63, 67, 72, 75, 76,
D26/78, 80, 85, 87, 88, 89, 113, 118,
D26/121, 135
CPC F21S 8/00; F21S 8/02; F21S 8/03; F21S
8/04; F21S 8/033; F21S 8/08; F21S 8/36;
F21S 8/037; F21S 8/043; F21S 9/022;
F21S 9/035; F21V 29/73; F21V 5/02
See application file for complete search history.

(56) **References Cited**

U.S. PATENT DOCUMENTS

D120,658 S * 5/1940 Arenberg D26/120
D127,676 S * 6/1941 Dover D10/111

D424,721 S * 5/2000 Garrity D26/26
D473,672 S * 4/2003 Lay D26/80
D528,996 S 9/2006 Egawa
D602,451 S 10/2009 Stefan et al.
D603,080 S * 10/2009 Benensohn D26/61
D639,994 S * 6/2011 Wauters D26/83
D658,601 S 5/2012 Egawa et al.
D658,603 S 5/2012 Egawa et al.
D658,604 S 5/2012 Egawa et al.
D658,799 S * 5/2012 Levine D26/63
D674,931 S * 1/2013 Tyler D26/26
D698,062 S 1/2014 Burke
D810,338 S * 2/2018 Dai D26/60
D832,485 S * 10/2018 Lopez D26/72
D893,766 S * 8/2020 Sokol D26/24
2013/0050996 A1 * 2/2013 Holscher F21V 21/30
362/184

* cited by examiner

Primary Examiner — Kevin K Rudzinski
Assistant Examiner — Richard Kearney
(74) *Attorney, Agent, or Firm* — Ross Brandborg

(57) **CLAIM**

I claim the ornamental design for a modular illumination unit, as shown and described.

DESCRIPTION

FIG. 1 shows a perspective side view thereof.
FIG. 2 shows a perspective top/side view thereof.
FIG. 3 shows a perspective front/top view thereof; and,
FIG. 4 shows a perspective bottom view thereof.

1 Claim, 4 Drawing Sheets

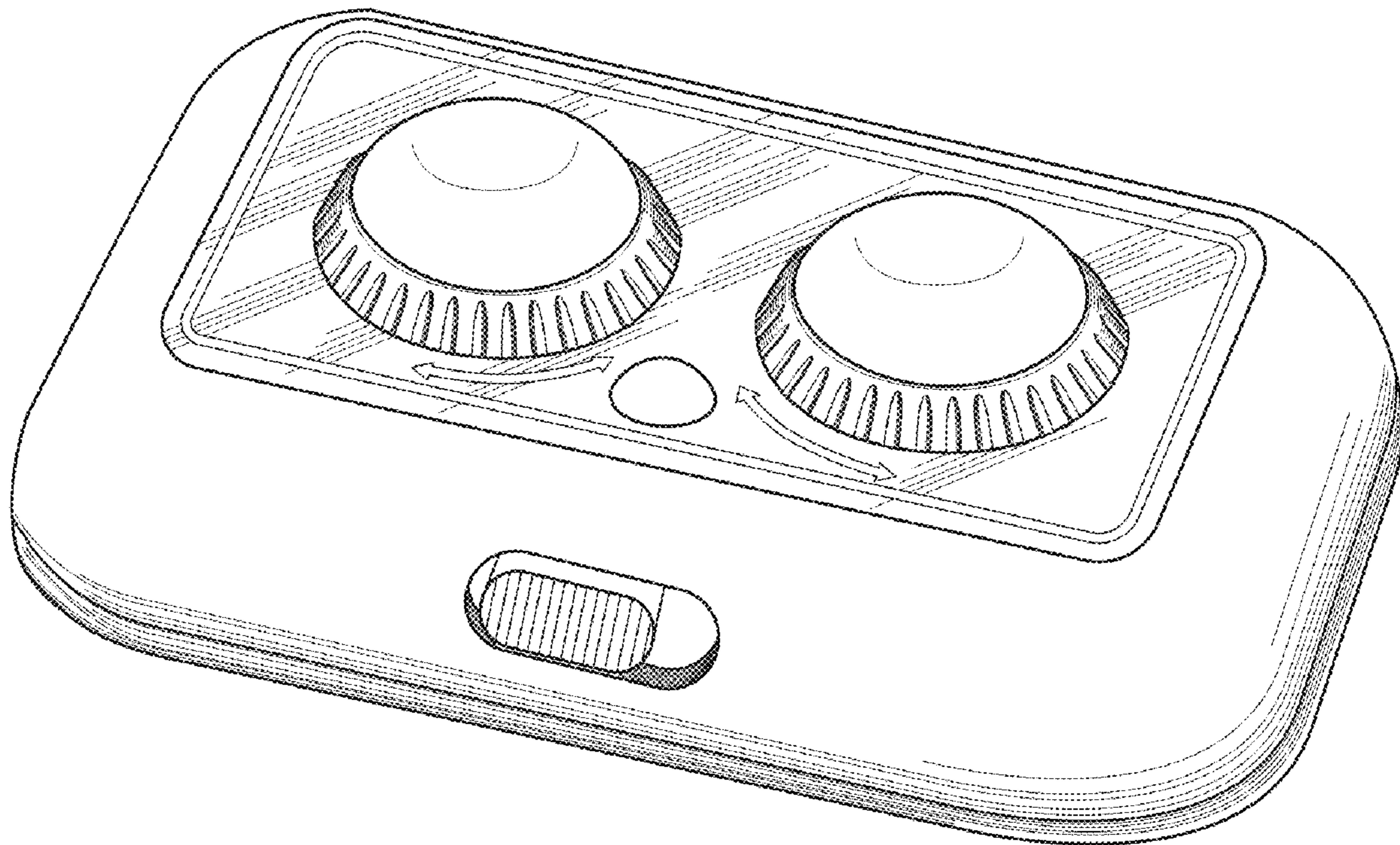


FIG. 1

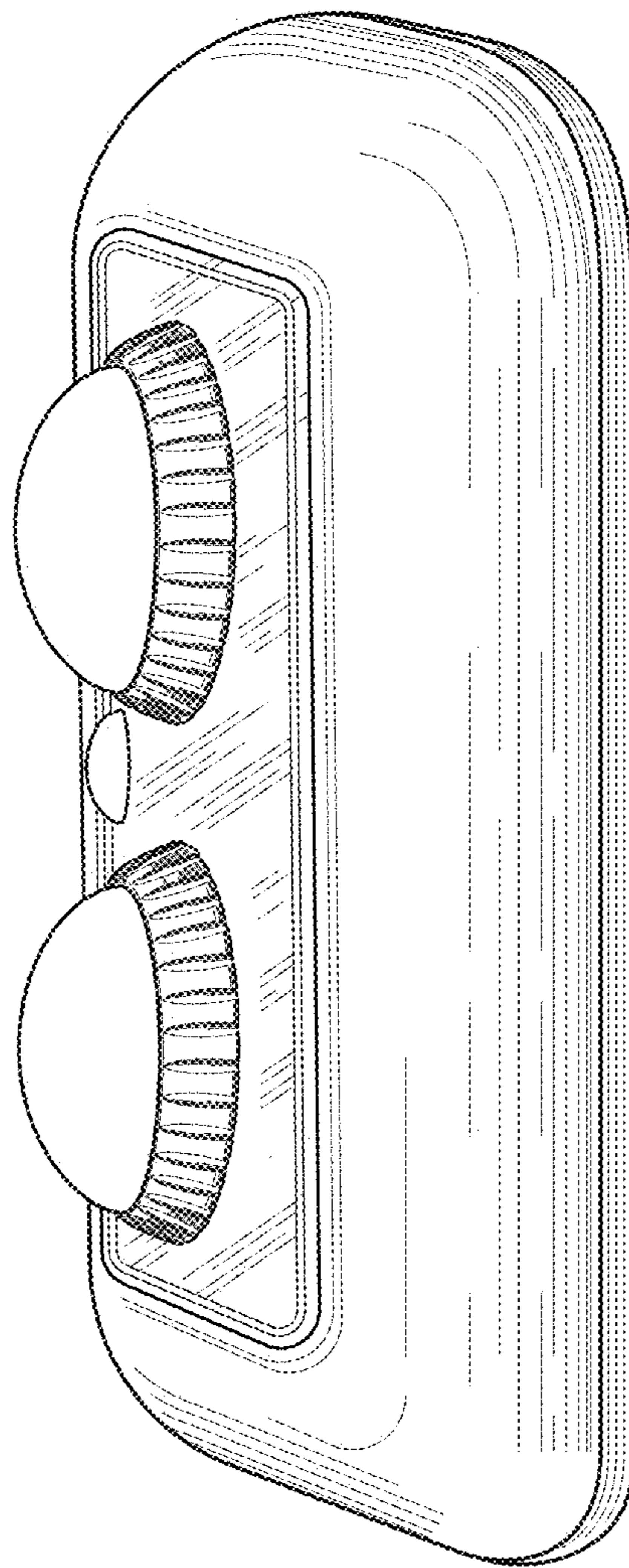


FIG.2

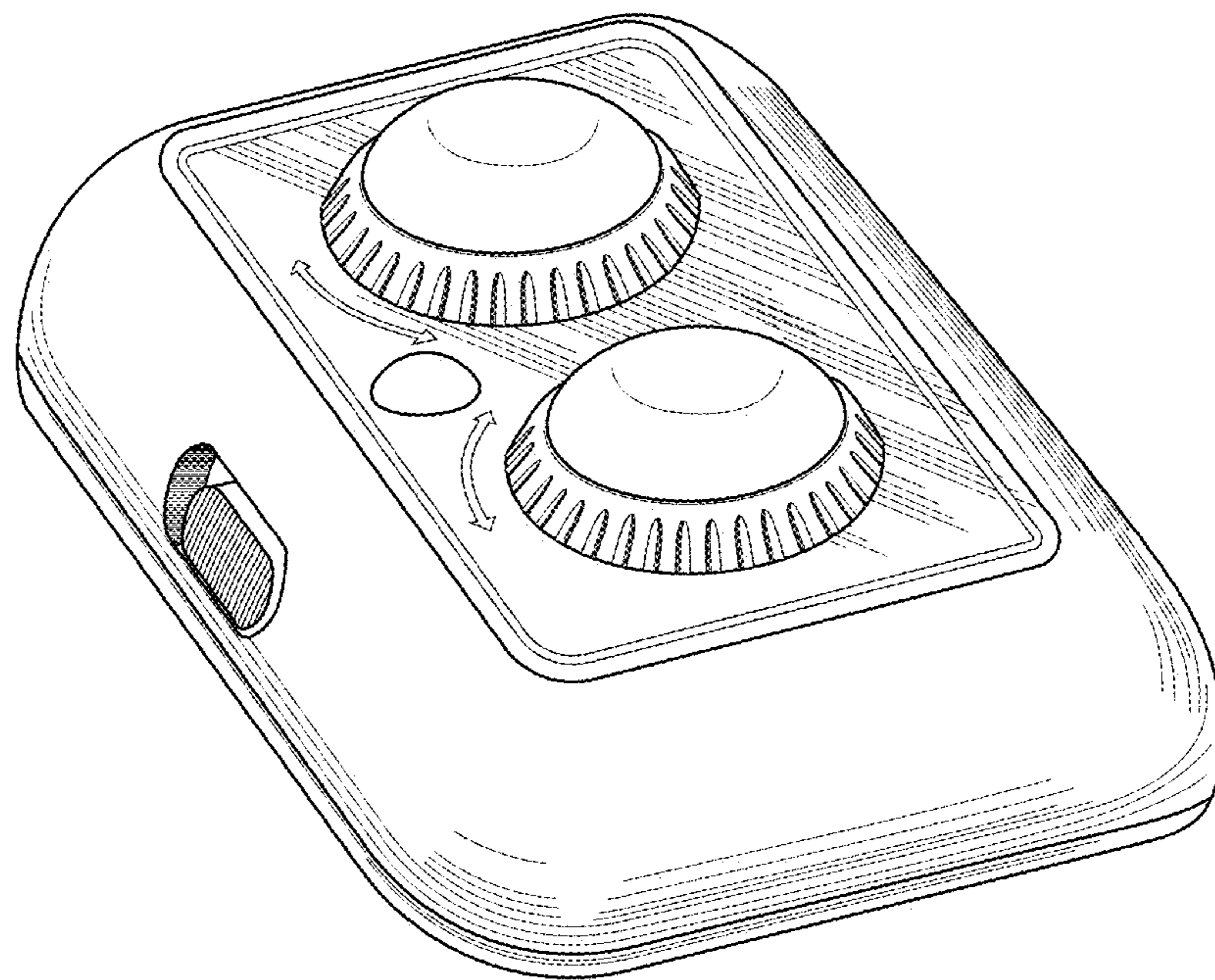


FIG.3

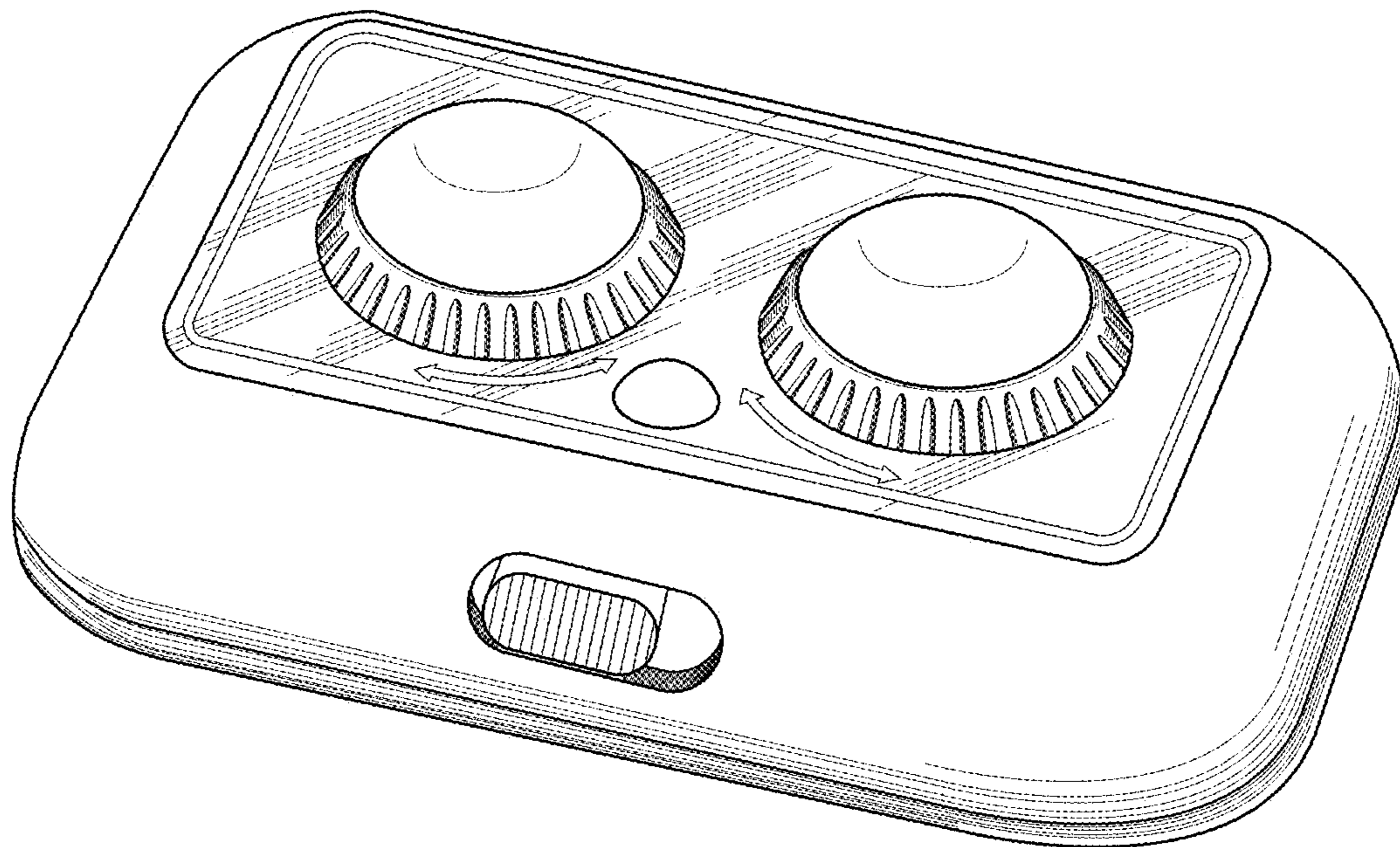


FIG.4

